

ROTOMAN'S

Fantasy Baseball A-Z GUIDE 2024

From Acuña
to Zunino

More Than
900
Profiles,
Prices, and
Projections

For more info, free signup at
<https://rotoman.substack.com>

Dear Reader,

Thank you for joining me on the maiden journey of *Rotoman's Fantasy Baseball Guide 2024*.

Whether you're reading the PDF version on a screen or holding the print-on-demand version in your hands, I hope you find the provocative opinions, good humor, and solid information that I've attempted to provide each baseball preseason since 1996.

I started out as a fantasy baseball writer at ESPN that year, but I became a magazine editor when a publisher named Barry Rosenbloom asked me to start a magazine in 2000. From the beginning I suspected his motive was more about winning his league than extracting profits, and he gave me a free hand in shaping the Guide as long as his team did well.

Steve Moyer, who was working for Rotowire at the time, came on board in 2001 and was most influential in imagining a bigger magazine than I could back then. The idea for Picks and Pans was mine, but it was Steve who suggested we open them up to the industry. Steve's untimely death still haunts me, as his plain words of praise about each year's issue were often followed by a list of the things I screwed up. No detail was too tiny to mention. He is missed.

Another friend whose passing came too soon, Lawr Michaels,, organized each year's mock draft for *The Guide*. Lawr, too, was a people person, and his ecstatic gravity pulled so much talent and fun into my orbit, I will always be grateful.

This *Guide* has no Picks and Pans and no Mock Draft, though I hope to have one in February published in the newsletter (rotoman.substack.com) to honor the opening of Spring Training camps, but I hope you find the profiles provocative and fun, the bid prices challenging, and the projections perfect.

Please let me know what works for you and, more importantly, what doesn't work. My email is askrotoman@gmail.com. Your feedback helps me focus on what matters most to you, the reader. It has been a much different business putting the whole thing together myself, and the work is really just getting started. Thanks for coming along on the ride.

Sincerely,

A handwritten signature in black ink that reads "Rotoman". The signature is stylized, with a large, looped "R" and a long, horizontal flourish extending to the right.

1

Player Name

Kevin Alcantara

Bats: R		Age: 22							
YR/C 19:	20:	21:	22:	23:					
YR/E 19:	20:	21:	22:	23:					
MN C-0	1B-	2B-	SS-	3B-	OF-CF	DH-			
YR TM	AB	BA	OPS	R	HR	RBI	SB/CS	BB/K	
23 A+	391	.284	.822	71	13	71	15/4	36/105	

He got no bounce going from Single-A to High-A last year, and saw his walk rate drop significantly. He’s slated for Double-A this year and has a way to go to reach the majors. CUBS

Sergio Alcantara

Bats: B		Age: 28							
YR/C 19:	20:	21:	22:\$1	23:					
YR/E 19:	20:-\$5	21:-\$1	22:-\$1	23:					
MN C-0	1B-	2B-	SS-	3B-	OF-	DH-			
YR TM	AB	BA	OPS	R	HR	RBI	SB/CS	BB/K	
21 CHC	220	.205	.629	30	5	17	3/0	30/74	
22 - - -	205	.220	.642	26	6	29	1/2	12/57	
23 AAA	336	.268	.786	63	8	51	0/0	59/94	
BABIP: .343 GB%: .38 FB%: .35 HR/FB: .09									

Jorge Alfaro

Bats: R		Age: 31							
YR/C 19:\$8	20:\$9	21:\$5	22:\$5	23:\$2	2024				
YR/E 19:\$12	20:\$3	21:\$4	22:\$3	23:	Bid Price				
ML C-8	1B-0	2B-0	SS-0	3B-0	OF-0	DH-9			
YR TM	AB	BA	OPS	R	HR	RBI	SB/CS	BB/K	
21 MIA	295	.244	.625	22	4	30	8/1	11/99	
22 SDP	256	.246	.646	25	7	40	1/0	11/98	
23 AAA	254	.291	.809	27	7	39	5/0	14/65	
24 CHC	165	.235	.641	16	4	20	2		

He’ll always have 2019.

Pablo Aliendo

Bats: R		Age: 23							
YR/C 19:	20:	21:	22:	23:					
YR/E 19:	20:	21:	22:	23:					
MN C-C	1B-	2B-	SS-	3B-	OF-	DH-			
YR TM	AB	BA	OPS	R	HR	RBI	SB/CS	BB/K	
23 AA	321	.231	.794	49	16	61	5/0	41/114	
BABIP: .301 GB%: .38 FB%: .41 HR/FB: .19									

Greg Allen

Bats: B		Age: 31							
YR/C 19:\$8	20:\$3	21:	22:\$1	23:					
YR/E 19:\$1	20:\$3	21:	22:-\$3	23:					
ML C-0	1B-0	2B-0	SS-0	3B-0	OF-19	DH-1			
YR TM	AB	BA	OPS	R	HR	RBI	SB/CS	BB/K	
22 PIT	118	.186	.560	17	2	8	8/2	10/42	
23 A	167	.251	.771	36	3	19	28/2	26/40	
BABIP: .307 GB%: .42 FB%: .38 HR/FB: .06									

Nick Allen

Bats: R		Age: 26							
YR/C 19:	20:	21:	22:	23:\$1					
YR/E 19:	20:	21:	22:\$3	23:-\$2					
ML C-0	1B-0	2B-1	SS-1043B-0	OF-0	DH-1				
YR TM	AB	BA	OPS	R	HR	RBI	SB/CS	BB/K	
22 OAK	299	.207	.538	31	4	19	3/2	19/64	
23 AAA	135	.333	.932	33	3	18	13/1	20/16	
23 OAK	303	.221	.552	29	4	20	5/1	17/52	
24 OAK	211	.221	.569	21	3	15	4		
BABIP: .359 GB%: .43 FB%: .29 HR/FB: .09									

Abraham Almonte

Bats: B		Age: 35							
YR/C 19:	20:	21:	22:	23:					
YR/E 19:	20:-\$6	21:-\$2	22:	23:					
ML C-0	1B-0	2B-0	SS-0	3B-0	OF-2	DH-3			
YR TM	AB	BA	OPS	R	HR	RBI	SB/CS	BB/K	
21 ATL	148	.216	.730	20	5	19	1/1	26/38	
23 A	168	.220	.834	34	13	35	3/0	38/53	
BABIP: .231 GB%: .33 FB%: .46 HR/FB: .25									

Pete Alonso

Bats: R		Age: 30							
YR/C 19:\$10	20:\$28	21:\$26	22:\$29	23:\$27	2024				
YR/E 19:\$26	20:\$21	21:\$24	22:\$32	23:\$19	Bid Price				
ML C-0	1B-145	2B-0	SS-0	3B-0	OF-0	DH-9			
YR TM	AB	BA	OPS	R	HR	RBI	SB/CS	BB/K	
21 NYM	561	.262	.863	81	37	94	3/0	60/127	
22 NYM	597	.271	.879	95	40	131	5/1	67/128	
23 NYM	568	.217	.827	92	46	118	4/1	65/151	
24 NYM	571	.245	.837	91	42	115	4		

The collapse in his batting average was due to a wicked increase in strikeouts and a collapsing BABIP. The batted ball data shows that 1) he had 30 fewer plate appearances (roughly), 2) 30 fewer line drives, 3) 25 more strikeouts, 4) 20 fewer ground balls. Statcast shows he was hitting the ball pretty similarly to 2022 when he was hitting it, so write off the 30 strikeouts, but his batting average should be closer to the .244 xBA Statcast shows. Of course, if the strikeout rate bump isn’t fixable or gets worse, that’s a different problem.

Jose Altuve

Bats: R		Age: 34							
YR/C 19:\$36	20:\$29	21:\$23	22:\$25	23:\$20	2024				
YR/E 19:\$25	20:\$13	21:\$30	22:\$38	23:\$23	Bid Price				
ML C-0	1B-0	2B-88	SS-0	3B-0	OF-0	DH-1			
YR TM	AB	BA	OPS	R	HR	RBI	SB/CS	BB/K	
21 HOU	601	.278	.839	117	31	83	5/3	66/91	
22 HOU	527	.300	.898	103	28	57	18/1	66/87	
23 HOU	360	.311	.917	76	17	51	14/2	44/71	
24 HOU	554	.286	.852	105	26	70	14		

Struggled in the first half, which started for him in May after a thumb injury, while an oblique issue troubled him for much of June before he landed on the IL in July. His second half was golden, however, and he brought his flair for the dramatic to the playoffs yet again. His Sprint Speed dropped precipitously last year to the 37th percentile, at least in part because of the injuries, but he was only caught twice stealing 14 bases in two-thirds a season’s worth of at bats. With a new manager and another year older how much he runs this year is very much up in the air.

Jake Alu

Bats: L		Age: 27							
YR/C 19:	20:	21:	22:	23:					
YR/E 19:	20:	21:	22:	23:-\$2					
ML C-0	1B-0	2B-24	SS-0	3B-5	OF-27	DH-0			
YR TM	AB	BA	OPS	R	HR	RBI	SB/CS	BB/K	
23 A+	307	.293	.789	48	5	43	17/3	31/49	
23 WSN	159	.226	.581	14	2	16	5/1	10/42	
24 WAS	183	.241	.629	17	3	19	5		
BABIP: .329 GB%: .42 FB%: .30 HR/FB: .06									

Francisco Alvarez

Bats: R		Age: 23							
YR/C 19:	20:	21:	22:	23:\$4	2024				
YR/E 19:	20:	21:	22:	23:\$6	Bid Price				
ML C-1081B-0	2B-0	SS-0	3B-0	OF-0	DH-7				
YR TM	AB	BA	OPS	R	HR	RBI	SB/CS	BB/K	
23 NYM	382	.209	.723	51	25	63	2/0	34/110	
24 NYM	422	.225	.761	62	27	71	2		

Has the defensive chops to hold down the lead catcher role in the majors at age 21. Only five major league catchers had a season with 400+ at bats at younger ages: Johnny Bench, Ray Schalk, Joe Torre, Butch Wynegar, and Al Lopez. Alvarez demonstrated last year that he also has the power to contribute for fantasy, but his batting average was a problem. The good news is that his contact skills suggest a batting average of .250 is closer to his true

talent, though because he’s no Esteury Ruiz maybe he’ll fall a little short of that. Or maybe he’ll get better with more experience, and he’s no Ernie Lombardo either. Expect some ups and downs this year, but his overall trajectory is up.

Yordan Alvarez

Bats: L		Age: 27							
YR/C 19:	20:\$26	21:\$26	22:\$32	23:\$36	2024				
YR/E 19:\$18	20:-\$6	21:\$25	22:\$34	23:\$26	Bid Price				
ML C-0	1B-0	2B-0	SS-0	3B-0	OF-40	DH-73			
YR TM	AB	BA	OPS	R	HR	RBI	SB/CS	BB/K	
21 HOU	537	.277	.877	92	33	104	1/0	50/145	
22 HOU	470	.306	1.006	95	37	97	1/1	78/106	
23 HOU	410	.293	.998	77	31	97	0/0	69/92	
24 HOU	512	.295	.970	97	37	111	1		

He missed six weeks last summer with a strained oblique and later mostly played through finger and knee injuries. One of the game’s best hitters.

Adael Amador

Bats: B		Age: 21							
YR/C 19:	20:	21:	22:	23:					
YR/E 19:	20:	21:	22:	23:					
MN C-0	1B-	2B-2B	SS-	3B-	OF-	DH-			
YR TM	AB	BA	OPS	R	HR	RBI	SB/CS	BB/K	
23 A+	275	.287	.883	55	12	46	15/5	39/37	

He’s only seen 41 Double-A at bats so far, so he’s unlikely to see the big leagues this year, but he’s shown such bat control and strike-zone judgment that he’s expected to be a high average hitter in the majors with some pop and speed, plus bases on balls. He did strike out more than he walked in that short Double-A stint, the first time that has happened as a pro. ROCKIES

Jacob Amaya

Bats: R		Age: 25							
YR/C 19:	20:	21:	22:	23:					
YR/E 19:	20:	21:	22:	23:					
ML C-0	1B-0	2B-1	SS-3	3B-0	OF-0	DH-0			
YR TM	AB	BA	OPS	R	HR	RBI	SB/CS	BB/K	
23 AAA	484	.252	.767	85	15	65	6/2	70/106	
24 MIA	111	.229	.673	13	3	12	2		

Good on-base and contact skills in the minors coupled with solid middle infield defense could add up to a major league utility role at some point. He doesn’t have the power or stolen base history to excite, but might be useful should he get playing time.

Miguel Amaya

Bats: R			Age: 25					
YR/C 19:	20:	21:	22:	23:				
YR/E 19:	20:	21:	22:	23:-\$2				
ML C-41	1B-0	2B-0	SS-0	3B-0	OF-0	DH-9		
YR TM	AB	BA	OPS	R	HR	RBI	SB/CB BB/K	
23 AA	42	.293	1.005	14	5	18	1/0 19/31	
23 CHC	131	.214	.692	17	5	18	0/0 12/40	
24 CHC	148	.223	.665	19	6	20	1	

Injuries have been a problem, but so is the fact than even when he’s hot his bat is merely passable for an outfielder. Defense is solid enough to earn him another chance at regular playing time, if he doesn’t get hurt.

Tim Anderson

Bats: R Age: 31

\$8

YR/C 19:	\$20	20:\$26	21:\$28	22:\$29	23:\$26	2024
YR/E 19:	\$32	20:\$28	21:\$32	22:\$18	23:\$4	Bid Price
ML C-0	1B-0	2B-2	SS-1	193B-0	OF-0	DH-0
YR TM	AB	BA	OPS	R	HR	RBI SB/CS BB/K
21	CHW	527	.309	.806	94	17 61 18/7 22/119
22	CHW	332	.301	.800	50	6 25 13/0 14/55
23	CHW	493	.245	.586	52	1 25 13/2 26/122
24	FA	521	.275	.680	68	8 40 16

The telling signs for Anderson are that he’s hitting more grounders, many more grounders, while his sprint speed has dropped from top quartile to below average. His defense and arm strength have similarly fallen off, a worrying sign for a veteran middle infielder. Might he reverse things? He can get strong and maybe a little faster, but he’s chasing 2022 rather than the glory days earlier in his career.

Elvis Andrus

Bats: R Age: 36

\$3

YR/C 19:	\$16	20:\$19	21:\$9	22:\$3	23:\$8	2024
YR/E 19:	\$27	20:\$3	21:\$12	22:\$20	23:\$7	Bid Price
ML C-0	1B-0	2B-63	SS-52	3B-3	OF-0	DH-1
YR TM	AB	BA	OPS	R	HR	RBI SB/CS BB/K
21	OAK	497	.243	.612	60	3 37 12/2 31/81
22	---	535	.249	.728	66	17 58 18/4 39/92
23	CHW	374	.251	.666	39	6 44 12/4 25/71
24	FA	372	.250	.670	43	7 40 12

After his strong 2022 finish in Chicago there was hope the magic would carry over last season, but it didn’t. He hits the ball hard enough for more homers if he lifts the ball, and he’ll still steal some bases, but regular playing time at this point is unlikely despite his strong glove.

Miguel Andujar

Bats: R Age: 29

\$

YR/C 19:	\$15	20:\$11	21:\$2	22:	23:	
YR/E 19:	\$20	20:\$2	21:\$0	22:\$2	23:\$1	
ML C-0	1B-0	2B-0	SS-0	3B-0	OF-19	DH-6
YR TM	AB	BA	OPS	R	HR	RBI SB/CS BB/K
21	NY Y	154	.253	.667	19	6 12 0/1 7/28
22	---	132	.235	.595	13	1 17 4/1 5/27
23	AAA	414	.338	.947	63	16 86 5/3 47/55
23	PIT	84	.250	.776	9	4 18 2/0 6/13
24	OAK	185	.259	.721	21	6 25 3

A terrific 2018 season was followed by an injury in 2019 and he’s never been the same since. Now signed with the Athletics, his Triple-A numbers last year were strong and in limited play in Pittsburgh his Statcast numbers resembled those of 2018. Not a prediction of success this year, but he shouldn’t be counted out completely.

Roman Anthony

Bats: L Age: 19

\$

YR/C 19:	20:	21:	22:	23:		
YR/E 19:	20:	21:	22:	23:		
MN C-0	1B-	2B-	SS-	3B-	OF-OF DH-	
YR TM	AB	BA	OPS	R	HR	RBI SB/CS BB/K
23	A+	397	.272	.877	78	14 64 16/7 86/119
BABIP:	.351	GB%:	.48	FB%:	.24	HR/FB: .21
RED SOX						

Jonathan Aranda

Bats: L Age: 26

\$

YR/C 19:	20:	21:	22:	23:\$2		
YR/E 19:	20:	21:	22:-\$5	23:-\$3		
ML C-0	1B-11	2B-4	SS-0	3B-2	OF-0 DH-12	
YR TM	AB	BA	OPS	R	HR	RBI SB/CS BB/K
22	TBR	78	.192	.563	10	2 6 0/0 8/23
23	AAA	357	.339	1.070	82	25 81 2/2 64/87
23	TBR	87	.230	.717	13	2 13 0/0 13/31
24	TB	65	.232	.711	9	2 8 0
BABIP:	.387	GB%:	.39	FB%:	.35	HR/FB: .27

Jonathan Arauz

Bats: B Age: 26

\$

YR/C 19:	20:	21:	22:	23:		
YR/E 19:	20:\$0	21:-\$5	22:	23:-\$6		
ML C-0	1B-0	2B-7	SS-5	3B-15	OF-0 DH-0	
YR TM	AB	BA	OPS	R	HR	RBI SB/CS BB/K
21	BOS	65	.185	.636	9	3 8 0/0 8/15
23	AAA	352	.239	.769	59	14 53 2/0 55/90
23	NYM	59	.136	.485	3	3 9 0/0 5/18
BABIP:	.276	GB%:	.39	FB%:	.38	HR/FB: .14

Orlando Arcia

Bats: R Age: 30

\$8

YR/C 19:	\$8	20:\$2	21:\$4	22:\$1	23:\$2	2024
YR/E 19:	\$6	20:\$13	21:-\$5	22:\$2	23:\$14	Bid Price
ML C-0	1B-0	2B-0	SS-1393B-0	OF-0	DH-0	
YR TM	AB	BA	OPS	R	HR	RBI SB/CS BB/K
21	---	81	.198	.567	9	2 14 1/0 7/19
22	ATL	209	.244	.742	25	9 30 0/0 21/51
23	ATL	488	.264	.747	66	17 65 1/0 39/102
24	ATL	433	.256	.738	57	16 60 1

The reasons Arcia was expected to be a backup/utility guy last year, named Grissom and Shewmake, are gone this year. A similarly productive year should be in the offing.

Nolan Arenado

Bats: R Age: 33

\$22

YR/C 19:	\$38	20:\$35	21:\$26	22:\$23	23:\$28	2024
YR/E 19:	\$37	20:\$13	21:\$22	22:\$32	23:\$21	Bid Price
ML C-0	1B-0	2B-0	SS-0	3B-128	OF-0	DH-15
YR TM	AB	BA	OPS	R	HR	RBI SB/CS BB/K
21	STL	593	.255	.807	81	34 105 2/0 50/96
22	STL	557	.293	.884	73	30 103 5/3 52/72
23	STL	560	.266	.787	71	26 93 3/3 41/101
24	STL	596	.270	.817	79	30 103 4

The exit velocities and launch angles in St. Louis are similar to those he put up in Colorado, so are the xBA, but the stats look different. He hasn’t so much aged as been recontextualized.

Gabriel Arias

Bats: R Age: 24

\$

YR/C 19:	20:	21:	22:	23:\$1		
YR/E 19:	20:	21:	22:	23:-\$1		
ML C-0	1B-35	2B-1	SS-53	3B-14	OF-19 DH-2	
YR TM	AB	BA	OPS	R	HR	RBI SB/CS BB/K
23	CLE	315	.210	.631	36	10 26 3/4 28/113
24	CLE	249	.217	.648	30	8 25 3

Randy Arozarena

Bats: R Age: 29

\$26

YR/C 19:	20:\$1	21:\$26	22:\$27	23:\$30	2024	
YR/E 19:	20:\$7	21:\$27	22:\$31	23:\$23	Bid Price	
ML C-0	1B-0	2B-0	SS-0	3B-0	OF-139 DH-12	
YR TM	AB	BA	OPS	R	HR	RBI SB/CS BB/K
21	TBR	529	.274	.815	94	20 69 20/10 56/170
22	TBR	586	.263	.749	72	20 89 32/12 46/156
23	TBR	551	.254	.796	95	23 83 22/10 80/156
24	TB	569	.261	.780	88	22 84 25

Hit the ball harder than ever and upped his barrel rate to 12.3 percent, but the homers didn’t come. That makes him a threat for a homer surge this year, especially if he ends up in a better park for power.

Luis Arraez

Bats: L Age: 27

\$17

YR/C 19:	20:\$13	21:\$5	22:\$10	23:\$15	2024	
YR/E 19:	\$14	20:\$6	21:\$15	22:\$31	23:\$35 Bid Price	
ML C-0	1B-12	2B-134	SS-0	3B-0	OF-0 DH-1	
YR TM	AB	BA	OPS	R	HR	RBI SB/CS BB/K
21	MIN	428	.294	.733	58	2 42 2/2 43/48
22	MIN	547	.316	.836	88	8 49 4/4 50/43
23	MIA	574	.354	.866	71	10 69 3/2 35/34
24	MIA	553	.328	.818	77	8 59 4

Lack of power and speed don’t make him less valuable, winning batting titles gives you value, but make him less attractive going forward.

Christian Arroyo

Bats: R Age: 29

\$

YR/C 19:	\$1	20:\$1	21:\$1	22:\$1	23:\$5	
YR/E 19:	\$5	20:-\$1	21:\$1	22:\$5	23:-\$1	
ML C-0	1B-0	2B-62	SS-4	3B-4	OF-0	DH-0
YR TM	AB	BA	OPS	R	HR	RBI SB/CS BB/K
21	BOS	164	.262	.766	22	6 25 1/0 8/44
22	BOS	280	.286	.746	32	6 36 5/1 13/49
23	BOS	195	.241	.646	23	3 24 1/3 7/45
24	FA	218	.229	.606	24	3 26 0

Followed his 2022 career year with a more typical season. He’s not an effective hitter and not a great fielder but he is a versatile one, and is a free agent looking for a job.

Jose Azocar

Bats: R Age: 28

\$

YR/C 19:	20:	21:	22:	23:		
YR/E 19:	20:	21:	22:\$1	23:-\$1		
ML C-0	1B-0	2B-0	SS-0	3B-0	OF-44 DH-2	
YR TM	AB	BA	OPS	R	HR	RBI SB/CS BB/K
22	SDP	202	.257	.670	24	0 10 5/6 12/44
23	AAA	201	.269	.695	31	5 27 18/5 9/45
23	SDP	91	.231	.627	16	2 9 8/2 4/24
24	SD	141	.245	.634	19	2 12 7

A utilityman with limited at bats but okay speed, at best.

Akil Baddoo

Bats: L Age: 26

\$5

YR/C 19:	20:	21:\$3	22:\$17	23:\$5	2024	
YR/E 19:	20:	21:\$17	22:-\$1	23:\$4	Bid Price	
ML C-0	1B-0	2B-0	SS-0	3B-0	OF-100 DH-5	
YR TM	AB	BA	OPS	R	HR	RBI SB/CS BB/K
21	DET	413	.259	.766	60	13 55 18/4 45/122
22	DET	201	.204	.576	30	2 9 9/6 24/64
23	DET	312	.218	.683	40	11 34 14/3 42/89
24	DET	287	.228	.688	39	8 31 13

Only 10 plate appearances against a lefty last season! He walks enough to not be a waste in OBP leagues, and hits the ball hard enough to not be an automatic out, except he kind of is. He hit line drives in 2021 and looked like a coming star. I wouldn’t give up on him yet.

Harrison Bader

Bats: R Age: 30

\$7

YR/C 19:	\$14	20:\$8	21:\$8	22:\$15	23:\$13	2024
YR/E 19:	\$2	20:\$7	21:\$14	22:\$9	23:\$7	Bid Price
ML C-0	1B-0	2B-0	SS-0	3B-0	OF-95 DH-2	
YR TM	AB	BA	OPS	R	HR	RBI SB/CS BB/K
21	STL	367	.267	.785	45	16 50 9/4 27/85
22	---	292	.250	.702	38	5 30 17/3 15/62
23	---	319	.232	.633	44	7 40 20/3 17/59
24	NYM	373	.247	.680	48	10 46 19

There is the feeling that if only Bader didn’t get hurt he’d be so much more, but the fact of it is that in his career he has a less-than .700 OPS against righties. Yep, he should be platooned, a lot. That doesn’t make him worthless in only leagues, but it should temper dreams of a breakout if he stays healthy.

Player Name

Ji Hwan Bae\$4												
Bats: L			Age: 25									
YR/C 19:	20:	21:	22:	23:\$3	2024							
YR/E 19:	20:	21:	22:	23:\$6	Bid Price							
ML C-0	1B-0	2B-64	SS-3	3B-0	OF-62	DH-0						
YR TM	AB	BA	OPS	R	HR	RBI	SB/CS	BB/K				
23 PIT	334	.231	.611	54	2	32	24/9	30/92				
24 PIT	249	.245	.650	38	2	25	17					

Not much power but his elite speed would play better with a brilliant glove, but Bae's appears to be adequate at best. Still developing and young, but he hasn't looked like a regular so far.

Javier Baez\$12												
Bats: R			Age: 32									
YR/C 19:\$31	20:\$29	21:\$23	22:\$27	23:\$18	2024							
YR/E 19:\$25	20:\$12	21:\$26	22:\$15	23:\$4	Bid Price							
ML C-0	1B-0	2B-0	SS-1313	B-0	OF-0	DH-5						
YR TM	AB	BA	OPS	R	HR	RBI	SB/CS	BB/K				
21 - - -	502	.265	.812	80	31	87	18/5	28/184				
22 DET	555	.238	.684	64	17	67	9/2	26/147				
23 DET	510	.222	.598	58	9	59	12/0	24/125				
24 DET	493	.237	.657	60	15	63	11					

How bad was he last year? His batting WAR (Fangraphs) was worse than Tim Anderson's. He says he's staying in Florida in the offseason to regain the strength and athleticism that made him a feared power-hitter in younger days and to work on his confidence. He's not planning to work on his free-swinging approach, because that's what he is. I'm skeptical that's going to do it. One of the processes as you get older, as a player, is you have to adjust your mental game in order to maximize your declining physical capabilities. If he doesn't do that it is only going to matter a little how strong and athletic he is. Expect a bounceback, but not to the level of his youthful glory days.

Patrick Bailey\$5												
Bats: B			Age: 25									
YR/C 19:	20:	21:	22:	23:	2024							
YR/E 19:	20:	21:	22:	23:\$2	Bid Price							
ML C-94	1B-0	2B-0	SS-0	3B-0	OF-0	DH-1						
YR TM	AB	BA	OPS	R	HR	RBI	SB/CS	BB/K				
23 AA	105	.276	.786	14	4	16	3/0	13/28				
23 SFG	326	.233	.645	29	7	48	1/0	21/100				
24 SFG	387	.236	.678	41	10	54	2					

Skipped Triple-A for all intents and his walk rate crashed. Good enough hit tool to adjust, maybe, and enough power to possibly be a fantasy contributor.

Luken Baker												
Bats: R			Age: 27									
YR/C 19:	20:	21:	22:	23:								
YR/E 19:	20:	21:	22:	23:-\$4								
ML C-0	1B-12	2B-0	SS-0	3B-0	OF-0	DH-17						
YR TM	AB	BA	OPS	R	HR	RBI	SB/CS	BB/K				
23 AAA	314	.334	1.170	71	33	98	0/0	59/76				
23 STL	86	.209	.627	9	2	10	0/0	13/31				
24 STL	65	.242	.739	9	3	9	0					

He's had big minor league power, but was overmatched in the majors last summer. With limited defensive value he'll need to hit homers to win a major league job.

Rylan Bannon														
Bats: R				Age: 28										
YR/C 19:		20:		21:		22:		23:						
YR/E 19:		20:		21:		22:		23:						
ML C-0		1B-0		2B-1		SS-0		3B-0		OF-0		DH-1		
YR TM		AB		BA		OPS		R		HR		RBI	SB/CS	BB/K
23 AAA		336		.241		.824		62		18		56		12/9 63/90
BABIP: .269 GB%: .44 FB%: .35 HR/FB: .21														

4 HITTERS

Addison Barger												
Bats: L				Age: 24								
YR/C 19:		20:		21:		22:		23:				
YR/E 19:		20:		21:		22:		23:				
MN C-0		1B-		2B-		SS-		3B-3B		OF-		DH-
YR TM		AB		BA		OPS		R		HR		RBI SB/CS BB/K
23 A		357		.246		.750		56		9		47 5/3 57/90
BABIP: .304 GB%: .43 FB%: .29 HR/FB: .12												

Austin Barnes												
Bats: R			Age: 35									
YR/C 19:\$4	20:\$1	21:\$1	22:\$1	23:\$1								
YR/E 19:-\$3	20:\$4	21:-\$1	22:\$0	23:-\$7								
ML C-53	1B-0	2B-1	SS-0	3B-0	OF-0	DH-1						
YR TM	AB	BA	OPS	R	HR	RBI	SB/CS	BB/K				
21 LAD	200	.215	.643	28	6	23	1/0	20/56				
22 LAD	179	.212	.698	31	8	26	2/1	27/37				
23 LAD	178	.180	.507	15	2	11	2/1	17/43				
24 LAD	178	.203	.606	22	5	18	2					

Tucker Barnhart												
Bats: L			Age: 33									
YR/C 19:\$6	20:\$4	21:\$3	22:\$3	23:\$1								
YR/E 19:\$2	20:\$3	21:\$5	22:-\$3	23:-\$5								
ML C-42	1B-0	2B-0	SS-0	3B-0	OF-0	DH-0						
YR TM	AB	BA	OPS	R	HR	RBI	SB/CS	BB/K				
21 CIN	348	.247	.685	41	7	48	0/0	29/100				
22 DET	281	.221	.550	16	1	16	0/0	25/74				
23 CHC	109	.202	.550	6	1	9	1/0	12/42				
24 FA	204	.222	.591	17	2	19	1					

Signed with the Dodgers after he was released last season. He's no longer the hitter he once was.

Tres Barrera												
Bats: R				Age: 30								
YR/C 19:		20:		21:		22:		23:				
YR/E 19:		20:		21:-\$3		22:-\$7		23:				
ML C-6		1B-0		2B-0		SS-0		3B-0		OF-0		DH-0
YR	TM	AB	BA	OPS	R	HR	RBI	SB/CS	BB/K			
21	WSN	91	.264	.758	8	2	10	0/0	12/22			
22	WSN	50	.180	.401	2	0	4	0/0	2/16			
23	AAA	216	.213	.649	28	7	33	1/1	26/49			
BABIP: .244 GB%: .42 FB%: .36 HR/FB: .12												

Jose Barrero												
Bats: R				Age: 26								
YR/C 19:		20:		21:		22:\$4		23:				
YR/E 19:		20:		21:		22:-\$7		23:-\$3				
ML C-0		1B-0		2B-0		SS-26		3B-0		OF-19		DH-1
YR TM	AB	BA	OPS	R	HR	RBI	SB/CS	BB/K				
21 CIN	50	.200	.606	4	0	3	1/0	3/17				
22 CIN	165	.152	.397	13	2	10	4/1	9/76				
23 AAA	291	.258	.889	47	19	57	20/1	22/105				
23 CIN	133	.218	.625	15	2	17	3/2	15/44				
24 CIN	115	.198	.566	12	2	11	3					
BABIP: .324 GB%: .32 FB%: .46 HR/FB: .22												

Jorge Barrosa												
Bats: B				Age: 23								
YR/C 19:		20:		21:		22:		23:				
YR/E 19:		20:		21:		22:		23:				
MN C-0		1B-		2B-		SS-		3B-		OF-CF		DH-
YR TM		AB		BA		OPS		R		RBI		SB/CS BB/K
23 AAA		412		.274		.853		91		13		65 15/7 80/82
BABIP:		.313		GB%:		.43		FB%:		.34		HR/FB: .12

23	AAA	154	.279	.852	21	6	32	0/0	19/30
23	---	61	.230	.642	8	0	4	0/0	6/14

BABIP: .311 GB%: .41 FB%: .31 HR/FB: .16

Seth Beer

Bats: L		Age: 28					
YR/C 19:	20:	21:	22:\$3	23:			
YR/E 19:	20:	21:	22:-\$6	23:			
MN C-0	1B-	2B-	SS-	3B-	OF-	DH-	
YR TM	AB	BA	OPS	R	HR	RBI	SB/CS BB/K
22 ARI	111	.189	.545	4	1	9	0/0 11/31
23 AA	377	.273	.825	63	15	66	0/0 40/104

BABIP: .336 GB%: .31 FB%: .38 HR/FB: .14

Josh Bell

Bats: B		Age: 32				\$15	
YR/C	19:\$17	20:\$24	21:\$19	22:\$22	23:\$17	2024	
YR/E	19:\$24	20:\$13	21:\$18	22:\$20	23:\$11	Bid Price	
ML C-0	1B-60	2B-0	SS-0	3B-0	OF-0	DH-89	
YR TM	AB	BA	OPS	R	HR	RBI	SB/CS BB/K
21 WSN	498	.261	.823	75	27	88	0/0 65/101
22 - - -	552	.266	.820	78	17	71	0/1 81/102
23 - - -	547	.247	.748	52	22	74	0/1 63/134
24 MIA	529	.256	.777	67	21	74	0

A down year because that happens? Or is he in decline. My bet it because that happens, but slow defensively-challenged players don't age well, and he's starting to get up there.

Cody Bellinger

Bats:		Age: 29		\$29				
YR/C 19:	\$32	20:\$41	21:\$33	22:\$21	23:\$15	2024		
YR/E 19:	\$38	20:\$25	21:-\$3	22:\$11	23:\$35	Bid Price		
ML C-0	1B-59	2B-0	SS-0	3B-0	OF-84	DH-3		
YR TM	AB	BA	OPS	R	HR	RBI	SB/CS	BB/K
21 LAD	315	.165	.542	39	10	36	3/1	31/94
22 LAD	504	.210	.644	70	19	68	14/3	38/150
23 CHC	499	.307	.903	95	26	97	20/6	40/87
24 FA	572	.257	.778	90	26	92	18	

Put up the lowest hard hit percentage of his career, but last season looks enough like his MVP 2019 line that it will be tempting to say "he's back" and expect more of the same. He was definitely hurting in recent years recovering from shoulder surgery, but the Statcast numbers last year say he's either still not back power-wise or he's turned into a different player. Don't expect a bust, but don't expect a repeat either. Do expect some major league team will overpay for him this winter, though the fact that it's mid-January and he's not been signed suggest maybe they won't.

Brandon Belt

Bats: L				Age: 36				\$4			
YR/C	19:	\$13	20:\$9	21:\$11	22:\$17	23:\$7	2024				
YR/E	19:\$8	20:\$18	21:\$16	22:-\$1	23:\$9	Bid Price					
ML C-0	1B-29	2B-0	SS-0	3B-0	OF-0	DH-69					
YR TM	AB	BA	OPS	R	HR	RBI	SB/CS	BB/K			
21 SFG	325	.274	.975	65	29	59	3/2	48/103			
22 SFG	254	.213	.688	25	8	23	1/0	37/81			
23 TOR	339	.254	.863	53	19	43	0/0	61/141			
24 FA	340	.242	.813	51	18	45	1				


Very selective platoonist has power and an increasing vulnerability to the Ks, which exploded last year.

Anthony Bemboom

Bats: L		Age: 34						
YR/C 19:	20:	21:	22:	23:				
YR/E 19:	20:-\$1	21:	22:-\$8	23:				
ML C-6	1B-0	2B-0	SS-0	3B-0	OF-0	DH-0		
YR TM	AB	BA	OPS	R	HR	RBI	SB/CS	BB/K
22 BAL	52	.115	.393	4	1	1	0/0	6/17
23 A+	137	.285	.777	19	3	17	1/1	17/29

BABIP: .343 GB%: .48 FB%: .26 HR/FB: .11

Andrew Benintendi

Bats: L				Age: 30							
YR/C	19:\$30	20:\$23	21:\$16	22:\$18	23:\$13	2024					
YR/E	19:\$17	20:-\$4	21:\$20	22:\$12	23:\$12	Bid Price					
ML C-0	1B-0	2B-0	SS-0	3B-0	OF-147	DH-2					
YR	TM	AB	BA	OPS	R	HR	RBI	SB/CS	BB/K		
21	KCR	493	.276	.766	63	17	73	8/9	36/97		
22	- - -	461	.304	.803	54	5	51	8/3	52/77		
23	CHW	562	.262	.686	72	5	45	13/2	52/89		
24	CWS	522	.273	.726	67	8	53	11			

It's hard to fathom why the White Sox signed him for five years, but before they did he did get on base at a good clip. That, however, was mostly because of good BABIP luck. This year his luck was more or less normal and he got on a lot less. He makes contact but doesn't lift the ball or put a charge into it, hence five homers in 600+ plate appearances.

Will Benson

Bats: L		Age: 26				\$10		
YR/C 19:	20:	21:	22:	23:\$2	2024			
YR/E 19:	20:	21:	22:-\$5	23:\$13	Bid Price			
ML C-0	1B-0	2B-0	SS-0	3B-0	OF-97	DH-5		
YR TM	AB	BA	OPS	R	HR	RBI	SB/CS BB/K	
22 CLE	55	.182	.456	8	0	3	0/0 3/19	
23 AAA	97	.206	.823	25	3	9	11/1 32/35	
23 CIN	287	.275	.866	51	11	31	19/3 40/103	
24 CIN	384	.248	.804	68	15	46	21	

Walks, homers, steals, and strikes out. xBA and his contact rate suggest he's more of a .240 hitter with weak defense, which could limit his at bats, but to the extent he's out there he'll be productive.

Wynton Bernard

Bats: R		Age: 34							
YR/C 19:	20:	21:	22:	23:					
YR/E 19:	20:	21:	22:	23:					
MN C-0	1B-	2B-	SS-	3B-	OF-	DH-			
YR TM	AB	BA	OPS	R	HR	RBI	SB/CS	BB/K	
23 AAA	506	.302	.824	97	11	65	41/7	56/103	

He's reaching retirement age, has only 42 major league plate appearances, yet stole 41 bases in Triple-A last year. I'm not saying the lowly White Sox are going to promote him but I'm rooting that they do. He's been playing in the minor leagues since 2012.

Jon Berti

Bats: R		Age: 34		\$7		
YR/C 19:	20:\$11	21:\$10	22:\$3	23:\$10	2024	
YR/E 19:\$9	20:\$14	21:\$1	22:\$17	23:\$16	Bid Price	
ML C-0	1B-0	2B-15	SS-64	3B-41	OF-19	DH-1
YR TM	AB	BA	OPS	R	HR	RBI SB/CS BB/K
21 MIA	233	.210	.623	35	4	19 8/4 32/61
22 MIA	358	.240	.671	47	4	28 41/5 42/89
23 MIA	388	.294	.754	53	7	33 16/6 29/77
24 MIA	384	.264	.708	52	6	34 24

Expectations were high that he'd run wild with the new rules, but that didn't happen even though Sprint Speed says he was just as quick as in 2022. Maybe hitting at the bottom of the order, rather than the top, was the difference. He's unlikely to hit .294 again and speedsters lose something as they proceed through their 30s, so temperance is suggested.

Christian Bethancourt

Bats: R		Age: 33		\$1		
YR/C 19:	20:	21:	22:	23:\$6	2024	
YR/E 19:	20:	21:	22:\$8	23:\$2	Bid Price	
ML C-1021B-0	2B-0	SS-0	3B-0	OF-0	DH-1	
YR TM	AB	BA	OPS	R	HR	RBI SB/CS BB/K
22 - - -	318	.252	.664	39	11	34 5/1 12/80
23 TBR	315	.225	.643	49	11	33 1/0 13/91
24 MIA	262	.237	.668	36	9	29 2

\$9

\$16

\$7

\$1

Moves on from being the lead catcher on the Rays to being the backup catcher on the opposite coast in Miami. When he was coming up in the Braves organization there was talk about him becoming a two-way player, and when he landed in San Diego a few years later he was listed as both a catcher and a pitcher. My joke then was that he didn't really hit enough to be a two-way player, but in two years he only pitched 5.3 innings in six games, allowing six earned runs. The last two years, in comparison, he's pitched 7 innings and allowed five runs. His main fantasy value as a catcher has been hitting some homers, and while Miami is a tough place to homer, so was Tampa. Ultimately his change of role limits his potential value.

Mookie Betts

Bats: R		Age: 32		\$55				
YR/C	19:\$46	20:\$39	21:\$42	22:\$33	23:\$35	2024		
YR/E	19:\$31	20:\$36	21:\$21	22:\$34	23:\$43	Bid Price		
ML C-0	1B-0	2B-70	SS-16	3B-0	OF-107	DH-0		
YR TM	AB	BA	OPS	R	HR	RBI	SB/CS	BB/K
21 LAD	466	.264	.854	93	23	58	10/5	68/86
22 LAD	572	.269	.871	117	35	82	12/2	55/104
23 LAD	584	.307	.994	126	39	107	14/3	96/107
24 LAD	562	.286	.915	116	34	89	13	

The last time he hit the ball this hard was in 2018, and he was healthier last year. His sprint speed fell into the lower half last year. He's a great player but don't expect a repeat.

Bo Bichette

Bats: R		Age: 26		\$27		
YR/C	19:\$1	20:\$28	21:\$31	22:\$38	23:\$35	2024
YR/E	19:\$7	20:\$12	21:\$42	22:\$26	23:\$27	Bid Price
ML C-0	1B-0	2B-0	SS-1303B-0	OF-0	DH-5	
YR TM	AB	BA	OPS	R	HR	RBI SB/CS BB/K
21 TOR	640	.298	.828	121	29	102 25/1 40/137
22 TOR	652	.290	.793	91	24	93 13/8 41/155
23 TOR	571	.306	.816	69	20	73 5/3 27/115
24 TOR	611	.297	.814	88	24	86 11

In the preseason he said he planned to run more, but he didn't even before he had knee and oblique issues in August and September. Maybe he didn't run because he's slower. When he was swiping bases he was in the Top Quarter in Sprint Speed, but two years ago he fell to the 53rd percentile, and last year he fell into the lower half (49th percentile). He's still a terrific player but with limited steals he's not the fantasy icon he once was.

Cavan Biggio

Bats: L		Age: 29				\$1		
YR/C 19:	20:\$20	21:\$25	22:\$10	23:\$1	2024			
YR/E 19:\$9	20:\$26	21:\$1	22:-\$1	23:\$5	Bid Price			
ML C-0	1B-20	2B-49	SS-1	3B-13	OF-27	DH-8		
YR TM	AB	BA	OPS	R	HR	RBI	SB/CS	BB/K
21 TOR	250	.224	.676	27	7	27	3/1	37/78
22 TOR	257	.202	.659	43	6	24	2/0	38/85
23 TOR	289	.235	.716	54	9	40	5/2	40/88
24 TOR	343	.227	.697	54	10	42	5	

The utilityman has sneaky value in OBP leagues because he walks so much, but he strikes out so much his batting average is likely to be hurtful. More importantly, his playing time will likely be limited.

Tyler Black

Bats: L			Age: 24					
YR/C 19:	20:	21:	22:	23:	2024			
YR/E 19:	20:	21:	22:	23:	Bid Price			
MN C-0	1B-	2B-	SS-	3B-3B	OF-	DH-		
YR TM	AB	BA	OPS	R	HR	RBI	SB/CS BB/K	
24 MIL	312	.234	.710	43	9	38	13	

Player Name

He walked more than he struck out last year in Triple-A, but not in Double-A. Concerns about his glove and power should keep his price low, but a base-stealing third baseman with a little pop would be a nice late add in NL Only leagues. The playing time and contact risks make him a bit of a lottery ticket in deeper mixed leagues. BREWERS

Charlie Blackmon\$4

Bats: LAge: 38

YR/C 19:\$32 20:\$28 21:\$23 22:\$15 23:\$10 2024
YR/E 19:\$31 20:\$22 21:\$18 22:\$15 23:\$11 Bid Price

ML C-0 1B-0 2B-0 SS-0 3B-0 OF-30 DH-61
YR TM AB BA OPS R HR RBI SB/CS BB/K
21 COL 514 .270 .761 76 13 78 3/0 54/91
22 COL 530 .264 .763 60 16 78 4/1 32/109
23 COL 359 .279 .813 57 8 40 4/1 39/55
24 COL 473 .274 .764 67 13 60 4

The veteran's career is winding down. Will this be his last season with the Rockies? He's had a terrific career in Denver. On the road it has been pretty meh.

Dairon Blanco\$1

Bats: RAge: 31

YR/C 19: 20: 21: 22: 23: 2024
YR/E 19: 20: 21: 22: 23:\$5 Bid Price

ML C-0 1B-0 2B-0 SS-0 3B-0 OF-61 DH-4
YR TM AB BA OPS R HR RBI SB/CS BB/K
23 AAA 173 .347 .903 37 3 19 47/6 22/35
23 KCR 124 .258 .770 19 3 18 24/5 10/33
24 KC 91 .268 .771 13 2 13 15

Not a prospect but a genuine stolen base threat last year. If he hangs onto a weak-side platoon role he won't be worth much, but he'll definitely steal some bases.

Travis Blankenhorn

Bats: LAge: 28

YR/C 19: 20: 21: 22: 23:
YR/E 19: 20:\$7 21: 22: 23:

ML C-0 1B-0 2B-0 SS-0 3B-0 OF-10 DH-0
YR TM AB BA OPS R HR RBI SB/CS BB/K
23 AAA 393 .262 .879 67 23 75 0/2 51/110

BABIP: .307 GB%: .44 FB%: .31 HR/FB: .27

J.J. Bleday\$4

Bats: LAge: 27

YR/C 19: 20: 21: 22: 23:\$1 2024
YR/E 19: 20: 21: 22:\$5 23:\$1 Bid Price

ML C-0 1B-0 2B-0 SS-0 3B-0 OF-75 DH-5
YR TM AB BA OPS R HR RBI SB/CS BB/K
22 MIA 204 .167 .551 21 5 16 4/1 30/67
23 AAA 108 .333 1.125 31 8 23 1/1 23/18
23 OAK 256 .195 .676 35 10 27 5/1 42/72
24 OAK 409 .206 .696 53 15 45 8

He's got nearly a full season of appearances in over the last two years and has a career OPS of .631. He did improve last year so a late-bloomer flowering isn't out of the question, and he walks enough that his power might play, but as a corner outfielder with limited range a lot of things have to break right for him to play everyday. His .726 OPS versus righties last year is his likely path to playing time for a team with little chance of climbing out of the basement, much less being in the playoff hunt.

Xander Bogaerts\$23

Bats: RAge: 32

YR/C 19:\$27 20:\$28 21:\$31 22:\$28 23:\$24 2024
YR/E 19:\$35 20:\$29 21:\$27 22:\$33 23:\$26 Bid Price

ML C-0 1B-0 2B-0 SS-1463B-0 OF-0 DH-9
YR TM AB BA OPS R HR RBI SB/CS BB/K
21 BOS 529 .295 .863 90 23 79 5/1 62/113
22 BOS 557 .307 .842 84 15 73 8/2 57/118
23 SDP 596 .285 .799 83 19 58 19/2 56/110
24 SD 561 .289 .808 84 18 68 12

Fantasy owners had to like the bump in steals last year. The decrease in RBIs is striking, especially because he mostly batted fourth and fifth. In 2022 he mostly batted third and fourth. He didn't hit well last year with runners on base, which is more likely a blip than a true thing.

Alec Bohm\$21

Bats: RAge: 28

YR/C 19: 20:\$4 21:\$23 22:\$10 23:\$17 2024
YR/E 19: 20:\$16 21:\$8 22:\$24 23:\$22 Bid Price

ML C-0 1B-80 2B-0 SS-0 3B-90 OF-0 DH-3
YR TM AB BA OPS R HR RBI SB/CS BB/K
21 PHI 380 .247 .647 46 7 47 4/0 31/111
22 PHI 586 .280 .766 79 13 72 2/3 31/110
23 PHI 558 .274 .774 74 20 97 4/1 42/94
24 PHI 555 .274 .748 73 17 81 3

Seems to have traded some brute force for more contact and a slightly more elevated launch angle. Contact is good, even if he never becomes the big power guy he looked like he might become.

Skye Bolt

Bats: BAge: 30

YR/C 19: 20: 21: 22: 23:
YR/E 19: 20: 21:\$5 22:\$3 23:

MN C-0 1B- 2B- SS- 3B- OF- DH-
YR TM AB BA OPS R HR RBI SB/CS BB/K
21 - - - 57 .088 .258 5 1 4 2/0 1/15
22 OAK 106 .198 .588 10 4 13 5/0 7/30
23 AAA 210 .257 .738 36 3 23 3/1 33/60

BABIP: .340 GB%: .43 FB%: .35 HR/FB: .06

Brainer Bonaci

Bats: SAge: 21

YR/C 19: 20: 21: 22: 23:
YR/E 19: 20: 21: 22: 23:

MN C-0 1B- 2B-2B SS- 3B- OF- DH-
YR TM AB BA OPS R HR RBI SB/CS BB/K
23 A+ 317 .297 .827 44 11 45 7/4 30/80

BABIP: .362 GB%: .39 FB%: .43 HR/FB: .11
RED SOX

David Bote

Bats: RAge: 31

YR/C 19: 20:\$2 21:\$4 22: 23:
YR/E 19:\$7 20:\$8 21:\$1 22:\$1 23:

MN C-0 1B- 2B- SS- 3B- OF- DH-
YR TM AB BA OPS R HR RBI SB/CS BB/K
21 CHC 291 .199 .605 32 8 35 0/1 27/73
22 CHC 116 .259 .721 15 4 12 1/0 6/45
23 AAA 360 .258 .825 61 14 61 7/1 53/96
24 CHC 69 .222 .644 8 2 8 0

BABIP: .311 GB%: .42 FB%: .33 HR/FB: .16

Sean Bouchard

Bats: RAge: 28

YR/C 19: 20: 21: 22: 23:
YR/E 19: 20: 21: 22:\$2 23:

ML C-0 1B-0 2B-0 SS-0 3B-0 OF-16 DH-1
YR TM AB BA OPS R HR RBI SB/CS BB/K
22 COL 74 .297 1.001 9 3 11 0/0 21/25
24 COL 107 .265 .853 17 5 16 2

Jackie Bradley Jr.

Bats: LAge: 34

YR/C 19:\$16 20:\$8 21:\$10 22:\$2 23:\$1
YR/E 19:\$8 20:\$22 21:\$3 22:\$2 23:\$8

ML C-0 1B-0 2B-0 SS-0 3B-0 OF-43 DH-0
YR TM AB BA OPS R HR RBI SB/CS BB/K
21 MIL 387 .163 .497 39 6 29 7/1 28/132
22 - - - 344 .203 .560 30 4 38 2/3 24/77
23 KCR 105 .133 .395 10 1 6 0/0 5/29
24 FA 186 .185 .525 18 3 17 2

Waived by KC in June, he didn't sign elsewhere. Seems done though not that old.

Alex Bregman\$23

Bats: RAge: 30

YR/C 19:\$35 20:\$34 21:\$30 22:\$23 23:\$25 2024
YR/E 19:\$31 20:\$11 21:\$10 22:\$22 23:\$23 Bid Price

ML C-0 1B-0 2B-0 SS-0 3B-160 OF-0 DH-1
YR TM AB BA OPS R HR RBI SB/CS BB/K
21 HOU 348 .270 .777 54 12 55 1/0 44/53
22 HOU 548 .259 .794 93 23 93 1/2 87/77
23 HOU 622 .262 .807 103 25 98 3/1 92/87
24 HOU 559 .263 .807 93 23 89 2

All the homers he hit in 2018 and 2019 changed our expectations, but he has settled in as a patient contact hitter with some but not a lot of pop. Think 50+ extra base hits, not 70+. For what it's worth this is his contract year.

Will Brennan\$8

Bats: LAge: 26

YR/C 19: 20: 21: 22: 23:\$3 2024
YR/E 19: 20: 21: 22: 23:\$10 Bid Price

ML C-0 1B-0 2B-0 SS-0 3B-0 OF-121 DH-4
YR TM AB BA OPS R HR RBI SB/CS BB/K
23 CLE 432 .266 .660 41 5 41 13/5 16/57
24 CLE 351 .278 .707 40 5 42 11

Did the Guardians trade Will Benson because they were getting confused between two 25 year olds named Will whose two-syllable last name started with B? If so they kept the weaker of the two. Brennan makes good contact but has little power and better than average but not great speed. Expect a decent BA and some steals, and maybe not too many at bats against lefties.

Jonah Bride

Bats: RAge: 29

YR/C 19: 20: 21: 22: 23:
YR/E 19: 20: 21: 22:\$4 23:\$6

ML C-0 1B-5 2B-0 SS-0 3B-27 OF-0 DH-6
YR TM AB BA OPS R HR RBI SB/CS BB/K
22 OAK 162 .204 .596 17 1 6 1/0 19/32
23 AAA 259 .305 .984 60 13 54 5/2 56/49
23 OAK 88 .170 .506 9 0 7 0/1 11/22
24 OAK 66 .190 .515 7 0 4 0

BABIP: .330 GB%: .46 FB%: .33 HR/FB: .19

Juan Brito

Bats: BAge: 23

YR/C 19: 20: 21: 22: 23:
YR/E 19: 20: 21: 22: 23:

MN C-0 1B- 2B-2B SS- 3B- OF- DH-
YR TM AB BA OPS R HR RBI SB/CS BB/K
23 A+ 461 .271 .827 76 14 75 7/8 78/88

BABIP: .302 GB%: .37 FB%: .44 HR/FB: .08

Mike Brosseau

Bats: RAge: 30

YR/C 19: 20:\$1 21:\$3 22: 23:
YR/E 19:\$0 20:\$7 21:\$3 22:\$0 23:\$4

ML C-0 1B-4 2B-1 SS-0 3B-20 OF-0 DH-2
YR TM AB BA OPS R HR RBI SB/CS BB/K
21 TBR 150 .187 .613 21 5 18 2/0 15/53
22 MIL 141 .255 .780 15 6 23 2/0 14/48
23 MIL 73 .205 .654 4 4 8 0/0

4/20

Off the 40 man roster.

Dasan Brown

Bats: R				Age: 23			
YR/C 19:	20:	21:	22:	23:			
YR/E 19:	20:	21:	22:	23:			
MN C-0	1B-	2B-	SS-	3B-	OF-CF	DH-	
YR TM	AB	BA	OPS	R	HR	RBI	
23 At	403	218	.628	59	7	39	
						26/11 41/116	
BABIP: .286				GB%: .41	FB%: .43	HR/FB: .06	

Seth Brown

Bats: L		Age: 32				\$7			
YR/C	19:-	20:\$1	21:	22:\$5	23:\$13	2024			
YR/E	19:-\$2	20:\$7	21:\$5	22:\$15	23:\$3	Bid Price			
ML C-0	1B-17	2B-0	SS-0	3B-0	OF-77	DH-19			
YR TM	AB	BA	OPS	R	HR	RBI	SB/C	BB/K	
21 OAK	281	.214	.754	43	20	48	4/1	23/89	
22 OAK	500	.230	.727	55	25	73	11/2	51/146	
23 OAK	343	.222	.696	33	14	52	3/1	30/101	
24 OAK	409	.228	.733	47	20	62	6		

Missed time in April, May, and September with a bad oblique, and sat a fair amount against lefties. Which was smart, because he had just a .461 OPS against them last year. He wasn't quite as inept in 2022, but his .548 OPS then was still terrible. Expect more platooning, some power, and worry about injuries as he gets older.

Vidal Brujan

Bats: B		Age: 26							
YR/C 19:	20:	21:	22:\$5		23:				
YR/E 19:	20:	21:	22:\$5		23:\$5				
ML C-0	1B-0	2B-15	SS-8		3B-4	OF-6	DH-0		
YR TM	AB BA	OPS	R	HR	RBI	SB/CS	BB/K		
22 TBR	147	.163	.520	13	3	16	5/5	12/37	
23 AAA	239	.272	.847	41	10	32	19/14	31/49	
23 TBR	76	.171	.435	14	0	6	3/2	5/21	
24 MIA	203	.219	.615	25	4	22	11		

BABIP: .302 GB%: .42 FB%: .35 HR/FB: .15

Kris Brvant

Bats: R		Age: 32							
YR/C	19:\$29	20:\$26	21:\$20	22:\$24	23:\$19	2024			
YR/E	19:\$23	20:\$5	21:\$23	22:\$5	23:\$2	Bid Price			
ML C-0	1B-7	2B-0	SS-0	3B-0	OF-47	DH-25			
YR TM	AB	BA	OPS	R	HR	SB/C	BB/K		
21 - - -	513	265	.835	86	25	73	10/2	62/135	
22 COL	160	.306	.883	28	5	14	0/0	17/27	
23 COL	300	.233	.680	36	10	31	0/0	29/68	
24 COL	423	.261	.767	61	17	52	3		

When healthy, or at least mostly healthy, he's still productive, but as the injuries accumulate he seems to be increasingly risky. He's become much more focused when healthy on hitting line drives, fewer big flies, and much more contact. Is this the year his price breaks?

Brayan Buelvas

Bats: R				Age: 22											
YR/C 19:		20:		21:		22:		23:							
YR/E 19:		20:		21:		22:		23:							
MN C-0		1B-		2B-		SS-		3B-		OF-CF		DH-			
YR TM		AB BA		OPS		R		HR		RBI		SB/CS BB/K			
23 A		386		.225		.714		55		12		62 31/4 45/110			
BABIP:		.280		GB%:		.43		FB%:		.39		HR/FB:		.11	
ATHLETICS															

Peyton Burdick


Bats: R				Age: 27							
YR/C 19:		20:		21:		22:		23:			
YR/E 19:		20:		21:		22:		23:			
ML C-0	1B-0	2B-0	SS-0	3B-0	OF-13	DH-0					
YR TM	AB	BA	OPS	R	HR	RBI	SB/CS	BB/K			
22 MIA	92	.207	.644	8	4	11	1/0	8/35			
23 AAA	420	.219	.781	63	24	74	12/2	57/180			
24 MIA	66	.197	.636	8	3	8	1				
BABIP: .311 GB%: .32 FB%: .45 HR/FB: .22											

Jake Burger

Bats: R			Age: 28			\$15		
YR/C 19:	20:	21:	22:\$1	23:\$1	2024			
YR/E 19:	20:	21:	22:\$1	23:\$18	Bid Price			
ML C-0	1B-5	2B-5	SS-0	3B-102	OF-0	OH-29		
YR TM	AB	BA	OPS	R	HR	SB/C	BB/K	
22 CHW	168	250	.756	20	8	26	0/0 10/56	
23 - - -	492	255	.835	71	34	80	1/1 32/149	
24 MIA	508	250	.899	72	32	83	1/1	

Let's start with the negative. Last year he struck out 27.6 percent of his plate appearances and was out on pop ups in the infield 15.7 percent of the time. That means that he was pretty much an automatic out in more than 43 percent of his times up. When he touched the ball and didn't pop up, however, he hit the ball hard, with an average exit velocity of 91.9 mph. His hardest hit ball was 118.2 mph, which was fourth best behind guys named Acuna, Olson, and Ohtani. His xBA was .268 last year and if he can keep that up, or match the .250 hitter he was for real, he has real value, but his 67-percent contact rate suggests he's more of a .225 hitter. The homers are nice, but a squintingly low BA is a real possibility.

Alec Burleson

Bats: L				Age: 26							
YR/C 19:	20:	21:	22:	23:	\$1	2024					
YR/E 19:	20:	21:	22:	23:	\$3	Bid Price					
ML C-0	1B-17	2B-0	SS-0	3B-0	OF-54	DH-24					
YR TM	AB	BA	OPS	R	HR	RBI	SB/CS	BB/K			
23 STL	315	.244	.693	34	8	36	3/1	23/45			
24 STL	185	.241	.677	20	4	21	2				

Plenty of contact last year, but he's blocked in an outfield that's still deep even without Tyler O'Neill. Lacking in defensive value, he's going to have to up his game to get more than a couple of hundred at bats.

Michael Busch

Bats: L		Age: 26				\$8				
YR/C 19:	20:	21:	22:	23:	2024					
YR/E 19:	20:	21:	22:	23:	\$5 Bid Price					
ML C-0	1B-4	2B-1	SS-0	3B-13	OF-1	DH-8				
YR TM	AB	BA	OPS	R	HR	RBI	SB/CS	BB/K		
23 AAA	390	323	1.055	85	27	90	4/0	65/88		
23 LAD	72	167	.551	9	2	7	1/0	8/27		
24 LAD	398	236	.740	58	16	56	4			

If he's going to make it with the Cubs, his new home, he's going to have to hit. He has no defensive value, he'll play first base in Chicago, and he struggled with the bat in the majors last year. The Dodgers, who surely know better than me, played him at third, second, and first base during his short stints as an injury replacement last summer, so there is that. There is also the difficulty of translating Pacific Coast League stats because of the small ballparks at altitude in dry air. His PCL numbers last summer translate to those of a big league regular, perhaps, but the explosion of his strikeout rate in the majors is cautionary. In earlier minor league stints he'd struggled with contact despite excellent strike zone judgment, which means he might be able to adjust further after more exposure, but he also might have reached his limit. While it was hard to find him regular plate appearances with the stacked Dodgers, he should be given a shot at regular playing time with Chicago. I'd say he has Max Muncy-type upside but is

two steps short of proving it. (Note that Muncy didn't prove himself in the majors until he was 27 years old.)

Lawrence Butler

Bats: L			Age: 24						
YR/C 19:	20:	21:	22:	23:	2024				
YR/E 19:	20:	21:	22:	23:	\$4	Bid Price			
MLC-C-0	1B-0	2B-0	SS-0	3B-0	OF-42	DH-0			
YR	TM	AB	BA	OPS	R	HR	RBI	SB/CS BB/K	
23	AA	366	.284	.839	67	15	70	21/2 38/78	
23	OAK	123	.211	.590	10	4	10	0/0 4/35	
24	OAK	277	.228	.661	32	9	32	6	


He was solid in Double- and Triple-A last year, but struggled when he reached the majors. Will probably start the year in Triple-A, where he only so far has 129 plate appearances, but seems to have an approach that might help him adapt and make more contact. Has a lot more to prove to earn a regular job.

Byron Buxton

Bats: R				Age: 31				\$12			
YR/C 19:17		20:18		21:20		22:26		23:22		2024	
YR/E 19:10		20:12		21:14		22:12		23:25		Bid Price	
ML C-0		1B-0		2B-0		SS-0		3B-0		OF-0	
YR	TM	AB	BA	OPS	R	HR	RBI	SB	CS	BB/K	
21	MIN	235	.306	1.005	50	19	32	91	3/1	13/62	
22	MIN	340	.224	.821	61	28	51	6/0	9/0	34/116	
23	MIN	304	.207	.743	49	17	42	9/0	2/0	35/109	
24	MIN	380	.231	.799	63	25	55	9			

I can't remember if it was last year that the Twins said Byron Buxton would DH in order to keep him healthy, but if it was it didn't work. It, whatever they plan, never works with Buxton, who has topped 400 plate appearances once. That was in 2017. The last two years he's increased his walk rate, but his strikeout rate has bounced up, too. He's hitting the ball hard and if he could only stay on the field, what an impact player he would be. The Twins plan this year is to have him play center field half the time, DH the rest, and have an alternative option ready in case (in other words, when) things go south.

Jose Caballero

Bats: R				Age: 28							
YR/C 19:	20:	21:	22:	23:	2024						
YR/E 19:	20:	21:	22:	23:\$	Bid Price						
ML C-0	1B-0	2B-64	SS-21	3B-9	OF-1	DH-7					
YR TM	AB	BA	OPS	R	HR	RBI	SB/CS	BB/K			
23 SEA	.231	.221	.677	37	4	26	26/3	28/66			
24 SEA	.167	.227	.648	26	3	19	16				

He got off to a good start when he was called up last summer and stole some bases, but as the season wore on his playing time decreased. He's likely to be similarly limited this year if he makes the big league roster, but he has top 10-percent sprint speed and will run if he has the chance.

Trey Cabbage

Bats: L			Age: 27						
YR/C 19:	20:	21:	22:	23:					
YR/E 19:	20:	21:	22:	23:-\$4					
MLC 0-0	1B-9	2B-0	SS-0	3B-0	OF-10	DH-0			
YR TM	AB	BA	OPS	R	HR	RBI	SB/CS	BB/K	
23 AAA	418	.306	.980	83	30	89	32/3	45/142	
23 LAA	53	.208	.571	5	1	7	1/1		
2/26									

BABIP: .394 GB%: .39 FB%: .33 HR/FB: .33

his batting average. His game is all about power-hitting and his ability to control the count. If he can't control the count he's going to struggle, as he did last year. He still has options.

Conner Capel

Bats: L		Age: 27						
YR/C 19:	20:	21:	22:	23:\$2				
YR/E 19:	20:	21:	22:-\$2	23:-\$3				
ML C-0	1B-0	2B-0	SS-0	3B-0	OF-26	DH-3		
YR TM	AB	BA	OPS	R	HR	RBI	SB/C BB/K	
22 --	52	.308	.938	7	3	11	1/1 5/10	
23 AAK	341	.252	.747	55	9	47	17/4 46/84	
23 OAK	73	.260	.701	6	0	3	5/3 12/25	

BABIP: .310 GB%: .43 FB%: .33 HR/FB: .11

Yiddi Cappe

Bats: R		Age: 22							
YR/C 19:		20:	21:	22:	23:				
YR/E 19:		20:	21:	22:	23:				
MN C-0	1B-	2B-2B		SS-	3B-	OF-	DH-		
YR Tm	AB	BA	OPS	R	HR	RBI	SB/CS	BB/K	
23 At	509	220	.568	53	5	53	18/9	18/102	

BABIP: .263 GB%: .42 FB%: .41 HR/FB: .03
MARLINS

Vinny Capra

Bats: R				Age: 28			
YR/C 19:	20:	21:	22:	23:			
YR/E 19:	20:	21:	22:	23:			
ML C-0	1B-0	2B-3	SS-0	3B-4	OF-0	DH-0	
YR TM	AB	BA	OPS	R	HR	RBI	SB/CS BB/K
23 AAA	218	.289	.794	36	2	35	6/2 38/40
24 MIL	66	.214	.646	9	2	6	0

BABIP: .341 GB%: .34 FB%: .31 HR/FB: .04

Victor Caratini

Bats: B			Age: 31								
YR/C	19	20	\$3	21	\$3	22	\$1	23	\$1	2024	
YR/C	19	\$5	20	\$2	21	\$2	22	\$2	23	\$2	Bid Price
ML C-58	1B-1	2B-0	SS-0	3B-0	OF-0	DH-2					
YR	TR	AB	BA	OPS	R	HR	RBI	SB/C	BB/K		
21	SDP	313	.227	.632	33	7	391	2/0	35/82		
22	MIL	272	.199	.620	26	9	34	0/0	31/67		
23	MIL	201	.259	.724	23	7	25	1/1	19/45		
24	HOU	245	.237	.685	27	8	30	1			

Boring, but won't cost and won't hurt you unless his BA plummets. An endgame choice.

Dylan Carlson

Bats: B		Age: 26				\$5		
YR/C 19:	20:\$8	21:\$18	22:\$18	23:\$9	2024			
YR/E 19:	20:\$2	21:\$19	22:\$8	23:\$1	Bid Price			
ML C-0	1B-0	2B-0	SS-0	3B-0	OF-72	DH-3		
YR TM	AB BA	OPS	R	HR	RBI	SB/C	BB/K	
21 STL	542.266	.780	79	18	65	2/1	57/152	
22 STL	432.236	.684	56	8	42	5/2	45/94	
23 STL	219.219	.663	27	5	27	3/0	26/49	
24 STL	288.242	.711	39	7	33	3		

As a prospect he was a sum of the parts is greater than any individual part, meaning he did everything well if not great. But after a solid first full season he's struggled hitting righties, which seems to have shifted him into a potential platoon or backup role this year. He's been solid against lefties, but that's only a third of the chances. He's still young enough to emerge as a post-hype surprise, but the Cardinal outfield is still crowded and he might not get the chance.

Kerry Carpenter

Bats: L		Age: 27		\$15					
YR/C	19:	20:	21:	22:	23:\$	24			
YR/E	19:	20:	21:	22:-\$1	23:\$17	Bid Price			
ML C	1B	2B	SS	3B	OF	DH			
YR	TM	AB	BA	OPS	R	HR			
					SB/CB	BB/K			
22	DET	103	.252	.800	16	6	10	0/0	6/32
23	DET	418	.278	.813	57	20	64	6/0	32/115
24	DET	480	.227	.715	68	24	75	4	

Made hay on the strong side of the platoon, and should have a chance to do it again this year.

Matt Carpenter

Bats: L				Age: 39			
YR/C	\$19.21	20:\$9	21:\$3	22:\$	23:\$3		
YR/E	19:\$5	20:\$6	21:\$.5	22:\$.3	23:\$.5		
ML C-0	1B-13	2B-0	SS-0	3B-0	OF-0	DH-55	
YR TM	AB	BA	OPS	R	HR	RBI	SB/C5 BB/K
21 STL	207	169	.581	18	3	21	20/35 37/77
22 NYY	128	.305	1.032	28	15	37	0/0 19/35
23 SDP	188	176	.661	18	5	31	1/0 41/67
24 STL	229	205	.725	28	10	37	1

The Cards give another chance to an aging and dubious spare part who does walk a whole lot, but what else?

Julio Carreras

Bats: R		Age: 24									
YR/C 19:	20:	21:	22:	23:							
YR/E 19:	20:	21:	22:	23:							
MN C-M	1B-	2B-	SS-SS	3B-	OF-	DH-					
YR TM	AB	BA	OPS	R	HR	RBI	SB/CS	BB/K			
23 AA	362	238	.668	56	6	38	14/3	43/95			

BABIP: .303 GB%: .55 FB%: .27 HR/FB: .08

Corbin Carroll

Bats: L		Age: 24		\$50	
YR/C 19:	20:	21:	22:	23:\$23	2024
YR/E 19:	20:	21:	22:-\$1	23:\$40	Bid Price
ML C 19:	1B-0	2B-0	SS-0	3B-0	OF-149 DH-3
YR TM	AB	BA	OPS	R	HR
22 ARI	104	.260	.797	13	4
23 ARI	565	.285	.871	116	25
24 ARI	579	.283	.860	111	27
					79
					48
					54/5
					57/125

I was skeptical that the power would be there last year, but it was in the first half. In the second half he was more of what I expected, with seven homers (vs 18 in the first half). Was this because of a midseason shoulder injury that cost him a few games, or because pitchers adjusted to him? You can't ignore an injury, but his didn't land him on the IL so it's probably more Occam's Razor to say it was the pitchers' work. There is a reason there is such a thing known as the sophomore slump, but Carroll is likely still getting better if not faster.

Diego Cartaya

Bats: R		Age: 23					2024	
YR/C 19:	20:	21:	22:	23:	2024			
YR/E 19:	20:	21:	22:	23:	Bid Price			
MN C-C	1B-	2B-	SS-	3B-	OF-	DH-		
YR TM	AB	BA	OPS	R	HR	RBI	SB/CS BB/K	
23 AA	354	189	.666	51	19	57	0/0 37/117	

I wondered what the major league equivalency for a .189 batting average in 403 plate appearances would be. It turns out: .171. Even so the MLE for homers was 16, which isn't bad for a young catcher on his way up. Can he hit the ball enough to play regularly? The jury is out, but the last two years have been discouraging. His ability to judge and swing at only strikes doesn't seem to be coming along. But he is able to work walks, so there is some chance he'll figure that out. And his homer power is real. He also apparently has catching

skills that are improving and close to major league ready. Worry about the batting average he brings, but revel in the power he's likely to show as soon as he's promoted. That could be this year. **DODGERS**

Evan Carter

Bats: L			Age: 22			\$22		
YR/C 19:	20:	21:	22:	23:	2024			
YR/E 19:	20:	21:	22:	\$31	Bid Price			
MLC-C-0	1B-0	2B-0	SS-0	3B-0	OF-23	DH-0		
YR TM	AB	BA	OPS	R	HR	RBI	SB/CS	BB/K
23 AA	420	.288	.867	79	13	67	26/11	81/111
23 TEX	62	.306	1.072	15	5	12	3/0	12/24
24 TEX	512	.255	.785	79	17	75	21	

Impressive debut with surprising power. Expect the homer and steals rates to flip flop, and fewer strikeouts going forward. There is flop potential here, at least this year, as he's seen just 39 Triple-A plate appearances. A woeful start could land the youngster back in the minors for a time. **RANGERS**

Curt Casali

Bats: R				Age: 36									
YR/C 19:		20:\$1		21:\$1		22:\$1		23:\$1					
YR/E 19:\$2		20:\$5		21:-\$2		22:-\$3		23:-\$6					
MLC-38		1B-2		2B-0		SS-0		3B-1		OF-0		DH-0	
YR	TM	AB	BA	OPS	R	HR	RBI	SB	CS	BB/K			
21	5FG	200	.210	.662	20	5	26	0/0		26/66			
22	- - -	148	.203	.649	20	5	17	0/0		24/50			
23	CIN	80	.175	.481	8	0	6	0/0		11/23			
24	FA	130	.201	.605	15	3	14	0					

Triston Casas

Bats: L				Age: 24				\$10			
YR/C 19:		20:		21:		22:		23:\$14		2024	
YR/E 19:		20:		21:		22:\$4		23:\$15		Bid Price	
ML C-0		1B-125		2B-0		SS-0		3B-0		OF-0	
DH-3											
YR	TM	AB	BA	OPS	R	HR	RBI	SB/CS	BB/K		
22	BOS	76	.197	.791	11	5	12	1/0	19/23		
23	BOS	429	.263	.860	66	24	65	0/0	70/126		
24	BOS	489	.258	.854	76	28	78	1			

With young players who struggled in their first taste of the bigs it's hard to escape the pull of recency bias. Most of these players will succeed at some point but not necessarily when they're 23. I'm saying this because my projection for Casas last year was very weak and his season was quite good, so I was very wrong. Last summer he started slowly but picked up steam as the season went along. He did lose starts against lefties and he lost time at first base (and at bats) because of struggles playing first base. His season ended in mid-September with a shoulder injury. Presumably he'll work on that and get more playing time if he hits lefties better, but he's struggled with that since Double-A at least. Hmm, I guess I'm still not fully on board.

Nick Castellanos

Bats: R				Age: 32				\$24			
YR/C	19:\$23	20:\$25	21:\$24	22:\$24	23:\$16	24:	2024				
YR/E	19:\$25	20:\$19	21:\$32	22:\$18	23:\$27	Bid Price					
MLC-0	1B-0	2B-0	SS-0	3B-0	OF-148	DH-8					
YR	TM	AB	BA	OPS	R	HR	RBI	SB	C/S	BB/K	
21	CIN	531	.309	.939	95	34	100	3	41	41/121	
22	PHI	524	.263	.711	56	13	62	7	41	29/130	
23	PHI	626	.272	.796	79	29	106	11/2	36	185	
24	PHI	584	.273	.787	76	25	91		8		

He's got an alternating thing going in recent years, but in 2020 it was bad BABIP luck and in 2022 it was an inexplicable inability to barrel the ball. Neither was an issue last year and those who bought low on Castellanos did

Player Name

quite well. He won't be so cheap this year, but he might be good.

Diego Castillo

Bats: R				Age: 27												
YR/C 19:	20:	21:	22:	23:												
YR/E 19:	20:	21:	22:\$0	23:												
ML C-0	1B-0	2B-0	SS-0	3B-0	OF-0	DH-0										
MN C-0	1B-	2B-	SS-	3B-	OF-	DH-										
YR TM	AB	BA	OPS	R	HR	RBI	SB/CS	BB/K								
22 PIT	262	.206	.658	28	11	29	1/1	14/75								
23 AAA	454	.313	.847	94	3	72	13/10	97/79								
24 NYY	91	.220	.663	10	3	10	1									
BABIP: .370		GB%: .48		FB%: .27		HR/FB: .03										

Harold Castro

Bats: L		Age: 31											
YR/C 19:	20:\$1	21:\$1	22:\$1	23:\$1									
YR/E 19:\$10	20:-\$1	21:\$7	22:\$11	23:\$0									
ML C-0	1B-0	2B-68	SS-4	3B-2	OF-19	DH-3							
YR TM	AB	BA	OPS	R	HR	RBI	SB/CS	BB/K					
21 DET	315	.283	.666	35	3	37	1/1	14/72					
22 DET	420	.271	.696	37	7	47	0/1	17/79					
23 COL	258	.252	.595	24	1	31	1/0	9/66					
24 FA	168	.268	.661	16	2	19		1					

The leash is not long for contact hitters who lack power, speed, and defensive value. If he plays he could help your batting average.

Rodolfo Castro

Bats: B		Age: 25											
YR/C 19:	20:	21:	22:	23:\$5									
YR/E 19:	20:	21:-\$3	22:\$4	23:-\$3									
ML C-0	1B-0	2B-45	SS-31	3B-17	OF-0	DH-3							
YR TM	AB	BA	OPS	R	HR	RBI	SB/CS	BB/K					
21 PIT	86	.198	.653	9	5	8	0/0	6/27					
22 PIT	253	.233	.722	25	11	27	5/3	22/74					
23 ---	227	.211	.622	21	6	24	1/4	23/74					
24 PHI	136	.220	.660	13	5	15		1					

I took a shine to Rodolfo last spring. He has good patience and while he had contact issues he appeared to have surprising power and decent speed. He got off to a hot start playing for the Pirates, but the rest of the season was a dismal slog that he ended with the Phillies before being sent to minor league oblivion. Two years with a less than 14 percent line drive rate looks like a not very good trend.

Willi Castro

Bats: B		Age: 27											
YR/C 19:	20:	21:\$11	22:\$1	23:	2024								
YR/E 19:-\$4	20:\$13	21:\$7	22:\$9	23:\$15	Bid Price								
ML C-0	1B-0	2B-10	SS-8	3B-41	OF-83	DH-3							
YR TM	AB	BA	OPS	R	HR	RBI	SB/CS	BB/K					
21 DET	413	.220	.622	56	9	38	9/4	23/109					
22 DET	365	.241	.665	47	8	31	9/4	15/82					
23 MIN	358	.257	.755	60	9	34	33/5	34/99					
24 MIN	388	.246	.686	56	10	39		22					

He's always been quick and last year he turned that quickness and more times on base because he walked more into stolen bases. Those on-base skills could make him a viable starter, at least against righties, going forward, but his not particularly powerful bat will always put him in a precarious position.

Jake Cave

Bats: L		Age: 32											
YR/C 19:\$3	20:\$1	21:\$1	22:	23:\$1									
YR/E 19:\$1	20:\$3	21:-\$4	22:-\$2	23:-\$2									
ML C-0	1B-17	2B-0	SS-0	3B-0	OF-46	DH-1							
YR TM	AB	BA	OPS	R	HR	RBI	SB/CS	BB/K					
21 MIN	164	.189	.540	14	3	13	1/1	10/62					
22 MIN	164	.213	.618	17	5	20	2/0	11/49					
23 AAA	237	.346	1.120	61	16	49	2/3	31/56					
23 PHI	184	.212	.629	18	5	21	3/0	15/55					
24 PHI	161	.217	.643	17	5	18		2					

BABIP: .395 GB%: .42 FB%: .31 HR/FB: .28

Gilberto Celestino

Bats: R		Age: 25											
YR/C 19:	20:	21:	22:	23:									
YR/E 19:	20:	21:-\$5	22:\$3	23:									
MN C-0	1B-	2B-	SS-	3B-	OF-	DH-							
YR TM	AB	BA	OPS	R	HR	RBI	SB/CS	BB/K					
21 MIN	59	.136	.466	7	2	3	0/0	3/14					
22 MIN	311	.238	.693	30	2	24	4/1	32/77					
23 A	197	.244	.774	33	4	31	4/2	42/42					
24 PIT	68	.230	.604	6	1	5		1					

BABIP: .289 GB%: .56 FB%: .20 HR/FB: .13

Yu-Cheng Chang

Bats: R		Age: 29											
YR/C 19:	20:	21:	22:\$1	23:\$1									
YR/E 19:	20:-\$6	21:\$2	22:-\$3	23:-\$3									
ML C-0	1B-2	2B-4	SS-33	3B-1	OF-0	DH-1							
YR TM	AB	BA	OPS	R	HR	RBI	SB/CS	BB/K					
21 CLE	237	.228	.693	32	9	39	1/0	11/69					
22 ---	168	.208	.639	19	4	15	0/1	16/59					
23 BOS	105	.162	.549	12	6	18	4/0	3/34					

Matt Chapman

Bats: R		Age: 31											
YR/C 19:\$22	20:\$22	21:\$20	22:\$16	23:\$16	2024								
YR/E 19:\$17	20:\$10	21:\$10	22:\$15	23:\$9	Bid Price								
ML C-0	1B-0	2B-0	SS-0	3B-137	OF-0	DH-2							
YR TM	AB	BA	OPS	R	HR	RBI	SB/CS	BB/K					
21 OAK	529	.210	.716	75	27	72	3/2	80/202					
22 TOR	538	.229	.746	83	27	76	2/2	68/170					
23 TOR	509	.240	.758	66	17	54	4/2	62/165					
24 FA	525	.231	.747	73	22	67		3					

Good defense and okay pop with on-base skills explains why he's in the major leagues, but his struggles with contact make him a less attractive fantasy player. Not useless, but not a good risk to bid up.

Michael Chavis

Bats: R		Age: 29											
YR/C 19:	20:\$11	21:\$2	22:\$2	23:									
YR/E 19:\$9	20:\$7	21:-\$2	22:\$6	23:-\$3									
ML C-0	1B-9	2B-22	SS-0	3B-7	OF-2	DH-5							
YR TM	AB	BA	OPS	R	HR	RBI	SB/CS	BB/K					
21 ---	121	.248	.655	16	3	11	1/2	1/42					
22 PIT	401	.229	.658	39	14	49	1/1	19/126					
23 WSN	91	.242	.622	16	2	5	1/0	5/33					
24 FA	166	.230	.645	19	5	19		1					

Jazz Chisholm


Bats: L			Age: 26			\$29		
YR/C 19:	20:	21:\$3	22:\$24	23:\$29	2024			
YR/E 19:	20:-\$1	21:\$20	22:\$9	23:\$15	Bid Price			
ML C-0	1B-0	2B-0	SS-0	3B-0	OF-95	DH-1		
YR TM	AB	BA	OPS	R	HR	RBI	SB/CS	BB/K
21 MIA	464	.248	.726	70	18	53	23/8	34/145
22 MIA	213	.254	.868	39	14	45	12/5	21/66
23 MIA	352	.250	.765	50	19	51	22/3	26/118
24 MIA	458	.251	.777	70	24	70	26	

Ernie Clement

Bats: R			Age: 28					
YR/C 19:	20:	21:	22:	23:				
YR/E 19:	20:	21:-\$3	22:-\$6	23:\$0				
ML C-0	1B-0	2B-6	SS-15	3B-3	OF-0	DH-2		
YR TM	AB	BA	OPS	R	HR	RBI	SB/CS	BB/K
21 CLE	121	.231	.617	16	3	9	0/1	7/19
22 - - -	163	.184	.446	19	0	6	0/1	11/26
23 AAA	287	.348	.950	57	11	58	12/2	26/16
23 TOR	50	.380	.904	7	1	10	1/0	1/4
24 TOR	94	.251	.644	12	1	10	1	

BABIP: .338 GB%: .34 FB%: .37 HR/FB: .11

Oscar Colas

Bats: L		Age: 26						
YR/C 19:	20:	21:	22:	23:\$7	2024			
YR/E 19:	20:	21:	22:	23:-\$2	Bid Price			
ML C-0	1B-0	2B-0	SS-0	3B-0	OF-72	DH-2		
YR TM	AB	BA	OPS	R	HR	RBI	SB/CS	BB/K
23 AAA	213	.272	.814	36	9	29	2/0	22/53
23 CHW	245	.216	.577	32	5	19	4/3	12/71
24 CWS	421	.233	.644	54	12	43	5	

It turns out that not every international find is worth finding. It also turns out that the hit tool matters. Colas may have great power, but he couldn't come close to finding it because he was constantly at the pitcher's mercy last year. Add in defensive issues and it is hard to see him generating much fantasy value this season, even if he gets a chance. Especially in mixed leagues.

Zack Collins

Bats: L		Age: 29							
YR/C 19:	20:\$1	21:\$1	22:\$1	23:					
YR/E 19:-\$5	20:-\$7	21:-\$2	22:-\$7	23:					
ML C-2	1B-0	2B-0	SS-0	3B-0	OF-0	DH-0			
YR TM	AB	BA	OPS	R	HR	RBI	SB/CS	BB/K	
21 CHW	195	.210	.667	25	4	26	1/1	34/69	
22 - - -	97	.155	.529	9	4	11	0/0	9/41	
23 AAA	419	.251	.800	66	16	76	4/1	70/159	

BABIP: .359 GB%: .33 FB%: .37 HR/FB: .16

Michael Conforto

Bats: L		Age: 31				\$0	
YR/C 19:\$22	20:\$23	21:\$25	22:\$12	23:\$13	2024		
YR/E 19:\$20	20:\$27	21:\$7	22:	23:\$8	Bid Price		
ML C-0	1B-0	2B-0	SS-0	3B-0	OF-110	DH-13	
YR TM	AB	BA	OPS	R	HR	RBI	
21 NYM	406	.232	.729	52	14	55	
23 SFG	406	.239	.727	58	15	58	
24 SF	433	.244	.735	60	16	60	
						3	
						40	
						53/106	

If you attribute his weak 2021 to the shoulder issues that led to him missing all of 2022 after surgery, and if you attribute his weak 2023 to recovery from the surgery to fix his shoulder, you can concoct a case for a rebound. He continued to walk a fair amount and make contact before and after the surgery, but he just didn't hit the ball as hard. With nearly bottom-fifth Sprint Speed bat control is about all Conforto has shown since 2020, which means he'll turn a tidy profit if he does rebound.

Mark Contreras

Bats: L			Age: 29					
YR/C 19:	20:	21:	22:	23:				
YR/E 19:	20:	21:	22:-\$7	23:				
MN C-0	1B-	2B-	SS-	3B-	OF-	DH-		
YR TM	AB	BA	OPS	R	HR	RBI	SB/CS	BB/K
22 MIN	58	.121	.408	9	3	6	1/0	1/21
23 AAA	340	.274	.769	52	10	54	23/8	
36/99								

BABIP: .359 GB%: .45 FB%: .33 HR/FB: .13

William Contreras

Bats: R			Age: 27			\$22		
YR/C 19:	20:	21:	22:\$1	23:\$17	2024			
YR/E 19:	20:-\$6	21:-\$2	22:\$15	23:\$24	Bid Price			
ML C-1081B-0	2B-0	SS-0	3B-0	OF-0	DH-33			
YR TM	AB	BA	OPS	R	HR	RBI	SB/CS	BB/K
21 ATL	163	.215	.701	19	8	23	0/0	19/54
22 ATL	334	.278	.879	51	20	45	2/0	39/104
23 MIL	540	.289	.827	86	17	78	6/1	63/126
24 MIL	510	.279	.822	79	21	73	5	

It's funny how quickly he became the good Contreras. I expected him to hit more homers, but last year he was more of a line drive hitter than the year before and he made more contact, too. Interestingly, as a catcher, his baserunner ranks continued to be bad but he was much improved blocking the plate and pitch framing. A solid contributor already, and with a small adjustment he could put up big homer numbers.

Willson Contreras

Bats: R				Age: 32		\$15		
YR/C 19:\$15	20:\$16	21:\$16	22:\$16	23:\$20	2024			
YR/E 19:\$13	20:\$15	21:\$12	22:\$14	23:\$15	Bid Price			
ML C-97	1B-0	2B-0	SS-0	3B-0	OF-0	DH-30		
YR TM	AB	BA	OPS	R	HR	RBI	SB/CS BB/K	
21 CHC	413	.237	.778	61	21	57	5/4 52/138	
22 CHC	416	.243	.814	65	22	55	4/2 45/103	
23 STL	428	.264	.829	55	20	67	6/3 51/111	
24 STL	435	.255	.793	62	22	65	5	

The weird thing was that the Cards gave him the big contract and then complained about his defense, even benching him for a bit early in the season. He went on to bounce back, hitting for power and average in the second half, in limited at bats because of a series of small injuries that then ended with a season-ending wrist injury and IL stint. I'm not sure why his price jumped last year, his performance with the bat has been very consistent.

Garrett Cooper

Bats: R				Age: 34		\$4		
YR/C	19:\$1	20:\$6	21:\$4	22:\$5	23:\$5	2024		
YR/E	19:\$11	20:\$9	21:\$5	22:\$10	23:\$9	Bid Price		
ML C-0	1B-82	2B-0	SS-0	3B-0	OF-0	DH-36		
YR TM	AB	BA	OPS	R	HR	RBI	SB/CS BB/K	
21 MIA	215	.284	.845	30	9	33	1/1 30/68	
22 MIA	414	.261	.765	37	9	50	0/0 40/119	
23 - - -	422	.251	.728	42	17	61	0/0 31/132	
24 FA	385	.255	.739	42	13	53	0	

He makes a small profit every year because expectations are so low. That could happen again this year, but with modest power and limited at bats it's better to count on nothing from him instead of something, depending on where he lands.

Franchy Cordero

Bats: L				Age: 30									
YR/C 19:\$5		20:\$5		21:\$6		22:		23:\$1					
YR/E 19:		20:-\$2		21:-\$5		22:\$2		23:-\$3					
ML C-0		1B-0		2B-0		SS-0		3B-0		OF-22		DH-0	
YR	TM	AB	BA	OPS	R	HR	RBI	SB/CS	BB/K				
21	BOS	127	.189	.495	12	1	9	1/1	8/51				
22	BOS	242	.219	.634	36	8	29	4/1	28/92				
23	AAA	292	.288	.882	53	13	61	8/1	53/77				
23	NYY	69	.188	.690	9	6	13	0/0	2/25				
24	FA	113	.218	.691	15	5	15	2					


BABIP: .350 GB%: .44 FB%: .31 HR/FB: .20

Carlos Correa

Bats: R			Age: 30			\$217		
YR/C	19:\$26	20:\$20	21:\$19	22:\$20	23:\$21	2024		
YR/E	19:\$11	20:\$13	21:\$25	22:\$26	23:\$6	Bid Price		
ML C-0	1B-0	2B-0	SS-135	3B-0	OF-0	DH-0		
YR TM	AB	BA	OPS	R	HR	RBI	SB/CS	BB/K
21 HOU	555	.279	.850	104	26	92	0/0	75/116
22 MIN	522	.291	.853	70	22	64	0/1	61/121
23 MIN	514	.230	.716	60	18	65	0/0	59/131
24 MIN	532	.260	.784	74	21	72	0	

What a difference small differences can make. A career low BABIP with a career-high hard hit rate spells F-L-U-K-E. He struggled with pain from plantar fasciitis most of the season, which surely didn't help, and landed on the IL late in September after he tore the thing, but he made it back for the playoffs and hit .409 in 24 at bats. He's had other down seasons and bounced back. Expect more of that this time.

Colton Cowser

Bats: L		Age: 24					
YR/C 19:	20:	21:	22:	23:	2024		
YR/E 19:	20:	21:	22:	23:-\$6	Bid Price		
ML C-0	1B-0	2B-0	SS-0	3B-0	OF-26	DH-0	
YR TM	AB	BA	OPS	R	HR	RBI SB/CS BB/K	
23 AAA	323	.300	.951	72	17	62 9/3 64/107	
23 BAL	61	.115	.446	15	0	4 1/0 13/22	
24 BAL	233	.240	.734	44	6	30 6	

He bombed in his first 77 plate appearances in the majors last summer, but showed the same excellent walk and concerning strikeout rates he'd had during his fine Triple-A season. He was much stronger versus righties last year than lefties in the minors, which combined with his brief major league stumble suggests he might return to Triple-A to start the season or work out of a platoon. When he does arrive he'll hit the ball hard and take plenty of walks, which depending on how much contact he makes will affect his playing time.

Brandon Crawford

Bats: L				Age: 37				<div>\$1</div>					
YR/C 19:\$9		20:\$3		21:\$5		22:\$15		23:\$5		2024			
YR/E 19:\$5		20:\$14		21:\$27		22:\$6		23:-\$3		Bid Price			
ML C-0		1B-0		2B-0		SS-92		3B-0		OF-0		DH-0	
YR	TM	AB	BA	OPS	R	HR	RBI	SB/CS	BB/K				
21	SFG	483	.298	.895	79	24	90	11/3	56/105				
22	SFG	407	.231	.678	50	9	52	1/1	39/98				
23	SFG	283	.194	.599	31	7	38	3/0	28/81				
24	FA	381	.237	.696	48	12	53	4					

Seems likely to retire after a bleak injury-filled season and free agency, but 2021 isn't that long ago. His agent says he wants to play, but he hasn't found a team to sign with. If he comes back don't expect too much, because 2023 is even less long ago.

J.P. Crawford

Bats: L				Age: 29				\$174					
YR/C 19:\$3		20:\$5		21:\$9		22:\$11		23:\$7		2024			
YR/E 19:\$3		20:\$18		21:\$21		22:\$10		23:\$18		Bid Price			
ML C-0		1B-0		2B-0		SS-144		3B-0		OF-0		DH-0	
YR	TM	AB	BA	OPS	R	HR	RBI	SB/CS	BB/K				
21	SEA	619	.273	.714	89	9	54	3/6	58/114				
22	SEA	518	.243	.690	57	6	42	3/2	68/80				
23	SEA	534	.266	.819	94	19	65	2/0	94/125				
24	SEA	541	.261	.751	81	13	56	3					

Changed his approach around at midseason, swinging harder and pulling the ball more and some homers came. He had a .395 SLG in the first half, a robust .492 SLG in the second. This is a better version of the 2021 JP, so there can be some confidence he'll do it some more

that one to homer happy 2019). His walks help his value somewhat in OBP leagues.

Jonathan Davis

Bats: R	Age: 32									
YR/C 19:	20:	21:	22:	23:						
YR/E 19:-\$5	20:-\$3	21:-\$5	22:-\$3	23:-\$2						
ML C-0	1B-0	2B-0	SS-0	3B-0	OF-33	DH-0				
YR TM	AB	BA	OPS	R	HR	RBI	SB/CS	BB/K		
21	---	87	.126	.425	20	1	4	4/1	12/26	
22	MIL	76	.224	.672	9	0	4	7/1	14/26	
23	AAA	124	.258	.857	21	5	20	5/2	14/32	
23	MIA	90	.244	.695	22	2	10	1/2	7/29	
24	FA	132	.217	.620	23	2	12	5		

BABIP: .307 GB%: .46 FB%: .36 HR/FB: .16

Yonathan Daza

Bats: R	Age: 30									
YR/C 19:	20:	21:	22:\$2	23:\$2	2024					
YR/E 19:-\$5	20:-\$3	21:-\$6	22:\$15	23:-\$3	Bid Price					
ML C-0	1B-0	2B-0	SS-0	3B-0	OF-23	DH-0				
YR TM	AB	BA	OPS	R	HR	RBI	SB/CS	BB/K		
21	COL	301	.282	.682	26	2	30	2/1	21/60	
22	COL	372	.301	.734	56	2	34	0/3	26/58	
23	AAA	164	.305	.779	22	2	19	4/3	9/24	
23	COL	74	.270	.664	8	0	7	1/0	3/13	
24	COL	206	.270	.657	24	1	19	1		

Season ended with shoulder surgery in June. No power or speed.

Alex De Jesus

Bats: R				Age: 22				
YR/C 19:	20:	21:	22:	23:				
YR/E 19:	20:	21:	22:	23:				
MN C-0	1B-	2B-	SS-	3B-3B	OF-	DH-		
YR TM	AB	BA	OPS	R	HR	RBI	SB/CS	BB/K
23 A+	294	.248	.824	56	11	59	5/4	
40/91								

BABIP: .313 GB%: .34 FB%: .46 HR/FB: .12 BLUE JAYS

Bryan De La Cruz

Bats: R	Age: 28									
YR/C 19:	20:	21:	22:\$4	23:\$9	2024					
YR/E 19:	20:	21:\$4	22:\$9	23:\$15	Bid Price					
ML C-0	1B-0	2B-0	SS-0	3B-0	OF-152	DH-1				
YR TM	AB	BA	OPS	R	HR	RBI	SB/CS	BB/K		
21	MIA	199	.296	.783	17	5	19	1/1	18/53	
22	MIA	329	.252	.723	38	13	43	4/0	19/90	
23	MIA	579	.257	.723	60	19	78	4/1	40/142	
24	MIA	512	.260	.737	57	18	68	5		

Had a solid first season as a regular. He doesn't have the power or speed to be a big contributor but as long as he gets regular at bats he should be a somewhat above average contributor in NL Only leagues.

Elly De La Cruz

Bats: B	Age: 22									
YR/C 19:	20:	21:	22:	23:\$5	2024					
YR/E 19:	20:	21:	22:	23:\$14	Bid Price					
ML C-0	1B-0	2B-0	SS-69	3B-32	OF-0	DH-1				
YR TM	AB	BA	OPS	R	HR	RBI	SB/CS	BB/K		
23	AAA	158	.297	1.036	38	12	36	11/6	26/50	
23	CIN	388	.235	.712	67	13	44	35/8	35/144	
24	CIN	502	.251	.764	83	20	68	40		

After he was called up in June he caused quite a stir. It felt like he single-handedly propelled the Reds into the pennant race, but then he stumbled. His second half OPS was only .628 and he struggled mightily against lefties, with an OPS of only .555, but he's young and still developing. He's always struck out a lot, at all levels, which has to be a tempering factor in this year's and future expectations. But his speed, raw power, and apparent ability to work the strike zone raise expectations. Still, he's young enough that he could end up back in Triple-A this year if he gets off to as slow a

start as he ended last season with. Someone will pay that bid price, if he makes the team, but it isn't going to be me.

Paul DeJong

Bats: R	Age: 31									
YR/C 19:\$13	20:\$17	21:\$15	22:\$7	23:	2024					
YR/E 19:\$14	20:\$8	21:\$4	22:-\$6	23:\$0	Bid Price					
ML C-0	1B-0	2B-1	SS-110	3B-0	OF-0	DH-1				
YR TM	AB	BA	OPS	R	HR	RBI	SB/CS	BB/K		
21	STL	356	.197	.674	44	19	45	4/1	35/103	
22	STL	210	.157	.495	19	6	25	3/2	21/79	
23	---	372	.207	.617	41	14	38	4/4	21/121	
24	CWS	298	.198	.609	33	12	34	4		

Didn't hit for three teams last year. Didn't hit for the Cards in 2022 and 2021. His defense might earn him a role in Chicago, and he's hit for power, but that makes him a desperation reserve pick in the deepest leagues.

Chase DeLauter

Bats: L	Age: 23									
YR/C 19:	20:	21:	22:	23:						
YR/E 19:	20:	21:	22:	23:						
MN C-0	1B-	2B-	SS-	3B-	OF-CF	DH-				
YR TM	AB	BA	OPS	R	HR	RBI	SB/CS	BB/K		
23	A+	214	.355	.958	35	5	39	6/3	23/30	

No. 16 overall in 2022 out of James Madison University, he promptly broke his foot and then broke a toe while rehabbing, so he didn't make his pro debut until June 2023. He hit .360 in 165 High-A at bats, offering hope to the Guardians that an excellent hitter might be on his way to join Jose Ramirez. He'll start this year in Double-A presumably, building on his 28 plate appearances and a .364 average last year. GUARDIANS

Jason Delay

Bats: R	Age: 29									
YR/C 19:	20:	21:	22:	23:						
YR/E 19:	20:	21:	22:-\$2	23:-\$1						
ML C-68	1B-0	2B-0	SS-0	3B-0	OF-0	DH-0				
YR TM	AB	BA	OPS	R	HR	RBI	SB/CS	BB/K		
22	PIT	155	.213	.546	17	1	11	0/2	9/50	
23	PIT	167	.251	.668	20	1	18	0/0	14/44	
24	PIT	92	.241	.632	11	1	9	0		

Jonny Deluca

Bats: R	Age: 26									
YR/C 19:	20:	21:	22:	23:						
YR/E 19:	20:	21:	22:	23:						
ML C-0	1B-0	2B-0	SS-0	3B-0	OF-21	DH-2				
YR TM	AB	BA	OPS	R	HR	RBI	SB/CS	BB/K		
23	AA	279	.294	.962	56	17	53	12/1	35/55	

BABIP: .311 GB%: .43 FB%: .36 HR/FB: .21

Jose Devers

Bats: L	Age: 25									
YR/C 19:	20:	21:	22:	23:						
YR/E 19:	20:	21:	22:	23:						
MN C-0	1B-	2B-	SS-	3B-	OF-	DH-				
YR TM	AB	BA	OPS	R	HR	RBI	SB/CS	BB/K		
23	AA	373	.276	.773	61	7	46	5/2	36/62	

BABIP: .315 GB%: .41 FB%: .39 HR/FB: .06

Rafael Devers

Bats: L	Age: 28									
YR/C 19:\$18	20:\$30	21:\$29	22:\$33	23:\$32	2024					
YR/E 19:\$37	20:\$20	21:\$30	22:\$32	23:\$27	Bid Price					
ML C-0	1B-0	2B-0	SS-1	3B-151	OF-0	DH-2				
YR TM	AB	BA	OPS	R	HR	RBI	SB/CS	BB/K		
21	BOS	591	.279	.890	101	38	113	5/5	62/143	
22	BOS	555	.295	.851	84	27	88	3/1	60/114	
23	BOS	580	.271	.855	90	33	100	5/1	62/126	
24	BOS	582	.281	.870	94	33	100	4		

He hit the ball harder last year and so hit more home runs. Balls in play didn't fall quite so often, so his batting average dipped. His .280

career average is his true talent. So are 30+ homers if he continues to hit the ball this hard.

Aledmys Diaz

Bats: R	Age: 34									
YR/C 19:\$5	20:\$2	21:\$1	22:\$2	23:\$4						
YR/E 19:\$5	20:-\$1	21:\$5	22:\$6	23:-\$2						
ML C-0	1B-10	2B-11	SS-40	3B-40	OF-13	DH-5				
YR TM	AB	BA	OPS	R	HR	RBI	SB/CS	BB/K		
21	HOU	294	.259	.721	28	8	45	0/1	16/62	
22	HOU	305	.243	.674	35	12	38	1/1	18/53	
23	OAK	315	.229	.627	25	4	24	1/0	17/66	
24	OAK	280	.241	.660	27	7	30	1		

An older utilityman coming off his worst season, but entering the second year of a two-year contract with the Athletics, he's valued for his flexibility. If he bounces back he'll be worth picking up on waivers in AL Only leagues.

Elias Diaz

Bats: R	Age: 34									
YR/C 19:\$2	20:	21:\$3	22:\$10	23:\$7	2024					
YR/E 19:\$0	20:-\$1	21:\$8	22:\$3	23:\$13	Bid Price					
ML C-126	1B-0	2B-0	SS-0	3B-0	OF-0	DH-8				
YR TM	AB	BA	OPS	R	HR	RBI	SB/CS	BB/K		
21	COL	338	.246	.774	52	18	44	0/0	30/60	
22	COL	351	.228	.634	29	9	51	0/1	25/82	
23	COL	486	.267	.733	48	14	72	1/0	34/118	
24	COL	440	.254	.716	47	14	62	1		

He didn't do anything different but his batting average spiked on good BABIP luck.

Isan Diaz

Bats: L	Age: 28</
---------	-----------

Player Name

Yainer Diaz

Bats: R		Age: 26		\$17		
YR/C 19:	20:	21:	22:	23:\$1	2024	
YR/E 19:	20:	21:	22:	23:\$16	Bid Price	
ML C-60	1B-8	2B-0	SS-0	3B-0	OF-0	DH-38
YR TM	AB	BA	OPS	R	HR	RBI SB/CS BB/K
23 HOU	355	.282	.862	51	23	60 0/0 11/74
24 HOU	426	.281	.832	62	25	75 0

Crushed righties, struggled against lefties last year. His swinging approach may be exploitable, but his OPS improved every month. And he struck out only 17 percent of the time vs. righties. I like this guy.

Yandy Diaz

Bats: R			Age: 33			\$19		
YR/C 19:\$4	20:\$13	21:\$6	22:\$9	23:\$13	2024			
YR/E 19:\$7	20:\$9	21:\$12	22:\$22	23:\$33	Bid Price			
ML C-0	1B-119	2B-0	SS-0	3B-6	OF-0			
DH-13								
YR TM	AB	BA	OPS	R	HR	RBI	SB/CS	BB/K
21 TBR	465	.256	.740	62	13	64	1/1	69/85
22 TBR	473	.296	.852	71	9	57	3/3	78/60
23 TBR	525	.330	.935	95	22	78	0/1	65/94
24 TB	520	.303	.858	87	18	71	2	

A great season because he added the homers by hitting the ball harder at a better angle, but his batting average was inflated by balls in play falling in.

Corey Dickerson

Bats: L				Age: 35			
YR/C	19:\$15	20:\$10	21:\$10	22:\$3	23:\$1		
YR/E	19:\$11	20:\$15	21:\$10	22:\$3	23:-\$2		
ML C-0	1B-0	2B-0	SS-0	3B-0	OF-44	DH-5	
YR TM	AB	BA	OPS	R	HR	RBI	SB/CS BB/K
21 ---	336	.271	.734	43	6	29	6/5 25/68
22 STL	281	.267	.683	28	6	36	0/0 12/48
23 WSN	144	.250	.644	12	2	17	0/1 7/28
24 FA	212	.260	.694	23	4	24	1

Was released by the Nationals last August and hasn't signed elsewhere. It's been a while since he saw regular play.

Dillon Dingler

Bats: R		Age: 26					
YR/C 19:	20:	21:	22:	23:			
YR/E 19:	20:	21:	22:	23:			
MN C-C	1B-	2B-	SS-	3B-	OF-	DH-	
YR TM	AB	BA	OPS	R	HR	RBI	SB/CS BB/K
23 A	324	.256	.843	58	16	58	6/1 42/105

Power-hitting catcher with bat-to-ball troubles, he's coming off a knee injury that has cost him development time. But he's athletic and a deserved No. 38 overall in 2020 with the potential to develop further. TIGERS

Brandon Dixon

Bats: R			Age: 32		
YR/C 19:	20:	21:	22:	23:	
YR/E 19:	20:	21:	22:	23:-\$4	
ML C-0	1B-16	2B-0	SS-0	3B-0	OF-11 DH-7
YR TM	AB	BA	OPS	R	HR RBI SB/CS BB/K
23 AAA	239	.268	.861	39	15 44 7/0 28/85
23 SDP	79	.203	.597	10	2 9 1/0 1/31
BABIP: .345 GB%: .41 FB%: .41 HR/FB: .24					

Jasson Dominguez

Bats: B			Age: 21			\$3		
YR/C 19:	20:	21:	22:	23:	2024			
YR/E 19:	20:	21:	22:	23:	Bid Price			
ML C-0	1B-0	2B-0	SS-0	3B-0	OF-8	DH-0		
YR TM	AB	BA	OPS	R	HR	RBI	SB/CS BB/K	
23 AA	456	.265	.810	89	15	76	40/8 83/133	
24 NYY	133	.237	.725	19	5	17	5	

He was more than solid in his brief time with the Yankees last season, living up to expectations at a young age, but soon required

TJ that will keep him out until the All Star break this year. At least. The team is saying that he'll probably spend some additional time in the minors after he's healthy, re-gearing up for a big-league promotion. He only had 37 Triple-A at bats before he was called up last year. When he does arrive he promises to be an impact fantasy player. YANKEES

Josh Donaldson

Bats: R				Age: 39					
YR/C 19:\$20		20:\$23		21:\$17		22:\$15		23:\$6	
YR/E 19:\$21		20:\$5		21:\$14		22:\$7		23:-\$4	
ML C-0		1B-0		2B-0		SS-0		3B-38 OF-0 DH-9	
YR	TM	AB	BA	OPS	R	HR	RBI	SB/CS	BB/K
21	MIN	457	.247	.827	73	26	72	0/0	74/114
22	NY	478	.222	.677	59	15	62	2/2	54/148
23	- - -	165	.152	.677	18	13	26	0/0	22/50
24	FA	329	.215	.729	43	16	48	1	

This has to be the end, right? He says he wants to make this his last season. We'll see.

Brendan Donovan

Bats: L		Age: 27		\$9		
YR/C 19:	20:	21:	22:	23:\$	2024	
YR/E 19:	20:	21:	22:\$14	23:\$11	Bid Price	
ML C-0	1B-14	2B-34	SS-1	3B-6	OF-26	DH-18
YR TM	AB	BA	OPS	R	HR	BI/CS BB/K
22 STL	391	.281	.820	64	5	45 2/3 60/70
23 STL	327	.284	.789	48	11	34 5/1 33/53
24 STL	368	.282	.764	57	9	40 4

Flexor tendon injury ended his season in July and surgery in early September was meant to fix him for this year. Three to four months is the usual recovery. The crash of his walk rate makes him much less valuable in OBP leagues.

Jeter Downs

Bats: R		Age: 26					
YR/C 19:	20:	21:	22:	23:			
YR/E 19:	20:	21:	22:	23:			
ML C-0	1B-0	2B-2	SS-4	3B-0	OF-0	DH-0	
YR TM	AB	BA	OPS	R	HR	RBI SB/CS BB/K	
23 A+	180	.222	.728	32	3	20 11/3 37/57	
24 NYY	66	.195	.607	9	2	8 3	

Of course, he's a perfect fit on the Yankees, though it will be surprising (and a sign things have gone wrong) if he gets much major league playing time.

Brenton Doyle

Bats: R			Age: 26			\$0		
YR/C 19:	20:	21:	22:	23:	2024			
YR/E 19:	20:	21:	22:	23:\$4	Bid Price			
ML C-0	1B-0	2B-0	SS-0	3B-0	OF-125	DH-0		
YR TM	AB	BA	OPS	R	HR	RBI	SB/CS BB/K	
23 COL	399	.203	.599	48	10	48	22/5 22/151	
24 COL	444	.222	.646	55	14	55	22	

He's all but unplayable in shallow leagues and even roto leagues that use batting average, but the steals and a little power are convincing enough to suggest dumping BA as a category. Maybe.

Hunter Dozier

Bats: R				Age: 33									
YR/C 19:\$3		20:\$14		21:\$14		22:\$7		23:\$4					
YR/E 19:\$20		20:\$15		21:\$8		22:\$10		23:-\$5					
ML C-0		1B-5		2B-0		SS-0		3B-17		OF-7		DH-1	
YR	TM	AB	BA	OPS	R	HR	RBI	SB/CS	BB/K				
21	KCR	487	.216	.680	55	16	54	5/4	43/154				
22	KCR	462	.236	.685	51	12	41	4/3	34/125				
23	KCR	82	.183	.569	8	2	9	2/0	8/29				
24	FA	251	.222	.666	28	8	27	3					

Did not sign elsewhere after being released by the Royals.

Brandon Drury

Bats: R			Age: 32			\$15		
YR/C	19:\$3	20:\$1	21:	22:	23:\$13	2024		
YR/E	19:\$1	20:-\$6	21:-\$2	22:\$23	23:\$17	Bid Price		
ML C-0	1B-47	2B-92	SS-0	3B-0	OF-0	DH-9		
YR TM	AB	BA	OPS	R	HR	RBI	SB/CS	BB/K
21 NYM	84	.274	.783	7	4	14	0/0	3/22
22 ---	518	.263	.810	87	28	87	2/3	38/126
23 LAA	485	.262	.812	61	26	83	0/2	25/136
24 LAA	486	.262	.801	69	26	81	1	

Has gotten into a groove the past two years, a solid power hitter who qualifies at both infield positions on the right side of the diamond.

Mauricio Dubon

Bats: R				Age: 30		\$3	
YR/C 19:	20:\$7	21:\$10	22:	23:\$1	2024		
YR/E 19:-\$1	20:\$12	21:\$0	22:-\$1	23:\$15	Bid Price		
ML C-0	1B-2	2B-79	SS-9	3B-1	OF-38	DH-0	
YR TM	AB	BA	OPS	R	HR	RBI SB/CS BB/K	
21 SFG	175	.240	.655	20	5	22 2/1 9/41	
22 ---	243	.214	.558	31	5	24 2/3 13/30	
23 HOU	467	.278	.726	76	10	46 7/2 19/70	
24 HOU	308	.263	.698	45	7	32 5	

I've always liked this guy, but he never gelled. But last year he found his footing, hit the ball a little harder and got better results on balls in play. Not much power and dimming speed mean even if he plays he's not a big fantasy contributor, but in deep leagues guys who hit a legitimate .275 have value.

Matt Duffy

Bats: R			Age: 33					
YR/C	19:\$7	20:\$1	21:	22:\$1	23:			
YR/E	19:-\$2	20:	21:\$10	22:\$0	23:-\$1			
ML C-0	1B-17	2B-22	SS-1	3B-31	OF-0	DH-4		
YR TM	AB	BA	OPS	R	HR	RBI	SB/CS	BB/K
21 CHC	289	.287	.738	45	5	30	8/1	25/63
22 LAA	228	.250	.651	14	2	16	0/0	17/50
23 KCR	191	.251	.640	17	2	16	1/0	12/39
24 FA	207	.261	.653	21	3	18	2	

Steven Duggar

Bats: L			Age: 31								
YR/C 19:\$5		20:\$2		21:		22:\$1		23:			
YR/E 19:\$0		20:-\$5		21:\$7		22:-\$6		23:			
MN	C-0	1B-	2B-	SS-	3B-	OF-	DH-				
YR	TM	AB	BA	OPS	R	HR	RBI	SB/CS	BB/K		
21	SFG	268	.257	.767	45	8	35	7/0	27/88		
22	- - -	72	.153	.440	7	0	4	5/1	7/41		
23	AAA	227	.242	.777	46	9	38	5/1	42/92		

BABIP: .359 GB%: .35 FB%: .43 HR/FB: .16

Joe Dunand

Bats: R			Age: 29				
YR/C 19:	20:	21:	22:	23:			
YR/E 19:	20:	21:	22:	23:			
MN C-0	1B-	2B-	SS-	3B-	OF-	DH-	
YR TM	AB	BA	OPS	R	HR	RBI	SB/CS BB/K
23 AAA	347	.268	.851	49	17	52	3/2 45/107

BABIP: .336 GB%: .38 FB%: .38 HR/FB: .18

Ezequiel Duran

Bats: R		Age: 25		\$5	
YR/C 19:	20:	21:	22:	23:\$1	2024
YR/E 19:	20:	21:	22:\$1	23:\$14	Bid Price
ML C-0	1B-2	2B-9	SS-37	3B-22	OF-35 DH-22
YR TM	AB	BA	OPS	R	HR RBI SB/CS BB/K
22 TEX	208	.236	.638	25	5 25 4/1 12/54
23 TEX	406	.276	.771	55	14 46 8/4 23/120
24 TEX	303	.263	.729	40	10 36 6

A quick start with plenty of contact made it look like he'd matured as a hitter, but his collapse in the second half (.610 OPS) cost him regular playing time and perhaps a meaningful role on this year's Rangers team. There's still potential value, he hits the ball hard, but also bust potential because of his

contact issues. Careful here, his power and speed may not play in a crowded offense.

Jarren Duran

Bats: L Age: 28

\$14

YR/C 19:	20:	21:	22:\$2	23:\$1	2024
YR/E 19:	20:	21:-\$3	22:\$0	23:\$17	Bid Price
ML C-0	1B-0	2B-0	SS-0	3B-0	OF-96 DH-1
YR TM	AB	BA	OPS	R	HR RBI SB/CS BB/K
21 BOS	107	.215	.578	17	2 10 2/1 4/40
22 BOS	204	.221	.648	23	3 17 7/1 14/63
23 BOS	332	.295	.833	46	8 40 24/2 24/90
24 BOS	483	.267	.754	68	11 54 28

Season ended in August with turf toe and surgery. If he's hitting .250 and only walking six percent of the time he's not going to have as many chances to steal. Especially if he also sits against lefties (who he hit just fine last year when given a chance).

Adam Duvall

Bats: R Age: 36

\$8

YR/C 19:\$2	20:\$1	21:\$7	22:\$16	23:\$7	2024
YR/E 19:\$0	20:\$19	21:\$16	22:\$5	23:\$10	Bid Price
ML C-0	1B-0	2B-0	SS-0	3B-0	OF-84 DH-5
YR TM	AB	BA	OPS	R	HR RBI SB/CS BB/K
21 ---	513	.228	.772	67	38 113 5/0 35/174
22 ATL	287	.213	.654	39	12 36 0/2 21/101
23 BOS	320	.247	.849	45	21 58 4/0 22/110
24 FA	437	.228	.755	58	26 75 4

When he pulled the ball last year he had an OPS of 1.619, but when he went up the middle or the opposite way his OPS was below .550. Plus, he struck out in more than 31 percent of his plate appearances. So, it's all or nothing with Duvall. He missed two months after he injured the same wrist he'd had surgically repaired in 2022 while making a diving play in April, but didn't seem to suffer ill effects after he returned. He's an all or nothing option with an aging profile this year.

Nate Eaton

Bats: R Age: 28

YR/C 19:	20:	21:	22:	23:\$2	
YR/E 19:	20:	21:	22:\$1	23:-\$8	
ML C-0	1B-0	2B-0	SS-0	3B-1	OF-22 DH-2
YR TM	AB	BA	OPS	R	HR RBI SB/CS BB/K
22 KCR	106	.264	.740	16	1 12 11/1 10/30
23 AAA	333	.252	.758	52	15 39 22/3 29/85
23 KCR	53	.075	.200	2	0 1 3/0 2/21

BABIP: .294 GB%: .40 FB%: .39 HR/FB: .16

Cam Eden

Bats: R Age: 26

YR/C 19:	20:	21:	22:	23:	
YR/E 19:	20:	21:	22:	23:	
ML C-0	1B-0	2B-0	SS-0	3B-0	OF-2 DH-2
YR TM	AB	BA	OPS	R	HR RBI SB/CS BB/K
23 AAA	393	.257	.694	74	3 48 53/4 45/114

BABIP: .350 GB%: .54 FB%: .22 HR/FB: .05

Tommy Edman

Bats: B Age: 29

\$17

YR/C 19:	20:\$18	21:\$17	22:\$23	23:\$25	2024
YR/E 19:\$16	20:\$15	21:\$29	22:\$31	23:\$15	Bid Price
ML C-0	1B-0	2B-51	SS-48	3B-0	OF-49 DH-0
YR TM	AB	BA	OPS	R	HR RBI SB/CS BB/K
21 STL	641	.262	.694	91	11 56 30/5 38/95
22 STL	577	.265	.727	95	13 57 32/3 46/111
23 STL	479	.248	.711	69	13 47 27/4 35/84
24 STL	530	.259	.713	78	13 54 29

The serious drop in value reflected tiny across-the-board drops in production in large part due to more time batting ninth, less batting first. One issue was October wrist-surgery to clear up an inflammation problem that put him on the IL in July. The Cardinals

say he'll be ready for Spring Training, but it's hard to see him regaining those choice plate appearances.

Xavier Edwards

Bats: B Age: 25

YR/C 19:	20:	21:	22:	23:	
YR/E 19:	20:	21:	22:	23:	
ML C-0	1B-0	2B-24	SS-0	3B-0	OF-4 DH-1
YR TM	AB	BA	OPS	R	HR RBI SB/CS BB/K
23 AAA	370	.351	.893	80	7 47 32/4 52/30
23 MIA	78	.295	.655	12	0 3 5/0 3/14
24 MIA	112	.278	.711	14	1 10 5

BABIP: .364 GB%: .44 FB%: .28 HR/FB: .07

Drew Ellis

Bats: R Age: 29

YR/C 19:	20:	21:	22:	23:	
YR/E 19:	20:	21:-\$5	22:	23:	
ML C-0	1B-6	2B-0	SS-0	3B-4	OF-0 DH-0
YR TM	AB	BA	OPS	R	HR RBI SB/CS BB/K
21 ARI	69	.130	.480	10	1 5 0/0 10/27
23 AA	289	.228	.801	47	16 55 3/0 48/78

BABIP: .255 GB%: .29 FB%: .53 HR/FB: .14

Christian Encarnacion-Strand

Bats: R Age: 24

\$15

YR/C 19:	20:	21:	22:	23:	2024
YR/E 19:	20:	21:	22:	23:\$7	Bid Price
ML C-0	1B-35	2B-0	SS-0	3B-9	OF-1 DH-24
YR TM	AB	BA	OPS	R	HR RBI SB/CS BB/K
23 AAA	278	.331	1.048	65	20 62 2/0 33/69
23 CIN	222	.270	.805	29	13 37 2/0 14/69
24 CIN	412	.272	.813	62	23 74 3

Good power in a good power ballpark. Not as productive against lefties last year, but it's a very small sample. The homers should be there, but caution is advised in re the BA and the AB. As long as Jonathan India is a Red he's going to struggle for playing time.

Jerar Encarnacion

Bats: R Age: 27

YR/C 19:	20:	21:	22:	23:	
YR/E 19:	20:	21:	22:-\$3	23:	
MN C-0	1B-	2B-	SS-	3B-	OF- DH-
YR TM	AB	BA	OPS	R	HR RBI SB/CS BB/K
22 MIA	77	.182	.532	7	3 14 2/0 3/32
23 AAA	434	.228	.802	63	26 76 6/2 78/200

BABIP: .348 GB%: .43 FB%: .31 HR/FB: .36

Adam Engel

Bats: R Age: 33

YR/C 19:\$4	20:\$1	21:\$2	22:\$1	23:	
YR/E 19:\$1	20:\$4	21:\$2	22:\$3	23:	
ML C-0	1B-0	2B-0	SS-0	3B-0	OF-4 DH-0
YR TM	AB	BA	OPS	R	HR RBI SB/CS BB/K
21 CHW	123	.252	.832	21	7 18 7/1 11/31
22 CHW	245	.224	.553	32	2 17 12/4 11/76
23 AAA	317	.237	.792	55	14 42 22/2 53/116
24 FA	93	.215	.595	11	2 8 4

Spent the year in Triple-A, striking out 30 percent of the time.

Eduardo Escobar

Bats: B Age: 35

YR/C 19:\$14	20:\$20	21:\$15	22:\$14	23:\$7	
YR/E 19:\$26	20:\$9	21:\$18	22:\$12	23:\$0	
ML C-0	1B-5	2B-20	SS-1	3B-65	OF-0 DH-6
YR TM	AB	BA	OPS	R	HR RBI SB/CS BB/K
21 ---	549	.253	.786	77	28 90 1/0 48/124
22 NYM	495	.240	.736	58	20 69 0/2 40/129
23 ---	288	.226	.619	32	6 31 2/1 18/78
24 FA	347	.237	.704	42	13 46 1

An off year with the bat and the glove isn't a good look for a utility man, even one who has shown surprising power in the past, but little last year. If he signs he'll be looking at limited playing time as a pinch-hitting option.

Santiago Espinal

Bats: R Age: 30

\$1

YR/C 19:	20:	21:	22:\$4	23:\$3	2024
YR/E 19:	20:-\$1	21:\$8	22:\$14	23:\$1	Bid Price
ML C-0	1B-0	2B-47	SS-16	3B-26	OF-0 DH-1
YR TM	AB	BA	OPS	R	HR RBI SB/CS BB/K
21 TOR	222	.311	.779	32	2 17 6/1 22/30
22 TOR	449	.267	.736	51	7 51 6/6 36/68
23 TOR	230	.248	.646	30	2 25 2/1 18/36
24 TOR	320	.269	.699	39	4 34 5

His value depends on how much he plays as a utilityman and whether his batting average ends up above or below the mean. He makes lots of contact so he has a chance at a hit much of the time.

Thairo Estrada

Bats: R Age: 28

\$16

YR/C 19:	20:	21:	22:\$1	23:\$16	2024
YR/E 19:-\$2	20:-\$3	21:\$1	22:\$22	23:\$18	Bid Price
ML C-0	1B-0	2B-102	SS-24	3B-0	OF-3 DH-2
YR TM	AB	BA	OPS	R	HR RBI SB/CS BB/K
21 SFG	121	.273	.813	19	7 22 1/0 9/23
22 SFG	488	.260	.747	71	14 62 21/6 33/89
23 SFG	495	.271	.735	63	14 49 23/7 22/120
24 SF	532	.266	.722	72	16 61 23

His xBA has never been higher than .249 and a decrease in BA would put a hit on his value, which is an argument for not bidding him up. Healthy power and speed numbers are helpful, of course, and he has hit better than .260 each of the last three years.

Phillip Evans

Bats: R Age: 32

YR/C 19:	20:	21:\$2	22:	23:	
YR/E 19:	20:-\$1	21:-\$2	22:	23:	
MN C-0	1B-	2B-	SS-	3B-	OF- DH-
YR TM	AB	BA	OPS	R	HR RBI SB/CS BB/K
21 PIT	214	.206	.611	23	5 16 1/0 28/53
23 AAA	481	.312	.878	107	11 88 2/2 92/75

BABIP: .344 GB%: .47 FB%: .28 HR/FB: .09

Stuart Fairchild

Bats: R Age: 28

\$1

YR/C 19:	20:	21:	22:	23:\$1	2024
YR/E 19:	20:	21:	22:-\$2	23:\$2	Bid Price
ML C-0	1B-0	2B-0	SS-0	3B-0	OF-94 DH-3
YR TM	AB	BA	OPS	R	HR RBI SB/CS BB/K
22 ---	97	.247	.777	14	5 6 0/2 8/34
23 AAA	94	.277	.833	19	4 13 3/1 11/27
23 CIN	219	.228	.714	34	5 28 10/3 25/69
24 CIN	176	.227	.690	26	5 21 6

A weak hitter on the weak side of a platoon, at best. But he's quick enough (92nd percentile Sprint Speed) that he could steal more bases, if only he could earn more at bats. Odds are likely he'll earn fewer.

Kyle Farmer

Bats: R Age: 34

\$3

YR/C 19:	20:\$1	21:\$1	22:\$6	23:\$2	2024
YR/E 19:\$1	20:-\$1	21:\$15	22:\$16	23:\$7	Bid Price
ML C-0	1B-4	2B-45	SS-40	3B-43	OF-3 DH-1
YR TM	AB	BA	OPS	R	HR RBI SB/CS BB/K
21 CIN	483	.263	.732	60	16 63 2/3 22/97
22 CIN	526	.255	.730	58	14 78 4/3 33/99
23 MIN	336	.256	.730	49	11 46 2/4 23/86
24 MIN	254	.254	.693	32	8 35 2

I dissed his hitting a few years ago, then the Reds made him their regular shortstop and he was a fantasy surprise. Then he did it again. Fantasy value doesn't always match the skill set, we have to remember, when opportunity knocks. The Twins used him as a utility guy after he returned from early-season oral surgery (he was hit in the face by a pitch). When he returned he was his usual

Player Name

contact-hitting self who managed to jerk some longballs over the left field fence. Some homers and a not-painful batting average aren't nothing, but his chances for more playing time aren't particularly good,

Mario Feliciano

Bats: R				Age: 26							
YR/C 19:		20:		21:		22:		23:			
YR/E 19:		20:		21:		22:		23:			
MN C-0		1B-		2B-		SS-		3B-		OF- DH-	
YR TM		AB BA		OPS		R HR		RBI		SB/CS BB/K	
23 A		189 .233		.592		22 0		20 0/0		10/30	
BABIP: .273 GB%: .46 FB%: .36 HR/FB: .00											

Freddy Fermin

Bats: R		Age: 29											
YR/C 19:	20:	21:	22:	23:	2024								
YR/E 19:	20:	21:	22:	23:	\$5	Bid Price							
ML C-65	1B-0	2B-0	SS-0	3B-0	OF-0	DH-2							
YR TM	AB	BA	OPS	R	HR	RBI	SB/CS	BB/K					
23 KCR	217	.281	.793	26	9	32	0/0	13/50					
24 KC	185	.272	.786	22	7	26	0						

His season ended in September with a fractured finger that required surgery. He is expected to be fine for the start of Spring Training, but what is up in the air is whether he will again back up Salvador Perez or, if the Royals trade Perez, become the team's starting catcher. He's got decent contact skills and a bit of power and will be a fine second catcher if the Royals hold onto Perez, who is signed through 2025, and might be a real value if he gets more playing time.

Jose Fermin

Bats: R		Age: 25									
YR/C 19:	20:	21:	22:	23:							
YR/E 19:	20:	21:	22:	23:--\$5							
ML C-0	1B-0	2B-10	SS-0	3B-8	OF-0	DH-1					
YR TM	AB	BA	OPS	R	HR	RBI	SB/CS	BB/K			
23 A	103	.214	.769	20	5	10	3/0	17/8			
23 STL	51	.235	.583	2	0	4	0/1	6/8			
BABIP: .187 GB%: .51 FB%: .29 HR/FB: .19											

Tyler Fitzgerald

Bats: R				Age: 27				
YR/C 19:	20:	21:	22:	23:				
YR/E 19:	20:	21:	22:	23:				
ML C-0	1B-0	2B-0	SS-0	3B-3	OF-9	DH-0		
YR TM	AB	BA	OPS	R	HR	RBI	SB/CS	BB/K
23 AA	483	.292	.879	87	22	78	32/3	54/133
BABIP: .361 GB%: .39 FB%: .38 HR/FB: .17								

David Fletcher

Bats: R		Age: 30											
YR/C 19:	\$5	\$20	\$13	\$22	\$8	\$3							
YR/E 19:	\$20	\$21	\$20	\$22	\$1	\$3							
ML C-0	1B-0	2B-14	SS-18	3B-3	OF-0	DH-0							
YR TM	AB	BA	OPS	R	HR	RBI	SB/CS	BB/K					
21 LAA	626	.262	.619	74	2	47	15/3	31/60					
22 LAA	216	.255	.631	20	2	17	1/0	7/16					
23 AAA	348	.330	.815	57	4	38	6/2	27/24					
23 LAA	89	.247	.625	7	2	12	0/0	7/9					
24 ATL	259	.264	.653	28	3	24	4						

For a while back around the turn of the decade Fletcher was not only a good fielder but a high-contact slap hitter who got on base a lot. That stopped in 2022 and he spent most of last year in Triple-A, earning major league money. Hard to say why the Braves targeted him as their backup guy, given he ain't coming cheap, but he has a sure and versatile glove.

Dominic Fletcher

Bats: L		Age: 27											
YR/C 19:	20:	21:	22:	23:	2024								
YR/E 19:	20:	21:	22:	23:	\$0	Bid Price							
ML C-0	1B-0	2B-0	SS-0	3B-0	OF-27	DH-0							
YR TM	AB	BA	OPS	R	HR	RBI	SB/CS	BB/K					
23 AAA	278	.291	.907	71	10	45	5/2	42/62					
23 ARI	93	.301	.784	10	2	14	0/2	7/22					
24 ARI	183	.278	.751	20	4	25	1						

Made his major league debut in April and his season ended in August with a broken finger. In between he subbed when Corbin Carroll was hurting. He was terrible against lefties in a very small sample, but profiles as more of a backup outfielder than anything else. Deep league threat only.

Wilmer Flores

Bats: R				Age: 33				\$0			
YR/C	19:\$9	20:\$3	21:\$8	22:\$8	23:\$8	2024					
YR/E	19:\$10	20:\$19	21:\$12	22:\$11	23:\$17	Bid Price					
ML C-0	1B-61	2B-6	SS-0	3B-22	OF-0	DH-41					
YR TM	AB	BA	OPS	R	HR	RBI	SB/CS	BB/K			
21 SFG <td>389</td> <td>.262</td> <td>.782</td> <td>57</td> <td>18</td> <td>53</td> <td>1/0</td> <td>41/56</td>	389	.262	.782	57	18	53	1/0	41/56			
22 SFG <td>525</td> <td>.229</td> <td>.693</td> <td>72</td> <td>19</td> <td>71</td> <td>0/0</td> <td>59/103</td>	525	.229	.693	72	19	71	0/0	59/103			
23 SFG <td>405</td> <td>.284</td> <td>.870</td> <td>51</td> <td>23</td> <td>60</td> <td>0/0</td> <td>41/63</td>	405	.284	.870	51	23	60	0/0	41/63			
24 SF <td>469</td> <td>.261</td> <td>.792</td> <td>63</td> <td>22</td> <td>68</td> <td>0</td> <td></td>	469	.261	.792	63	22	68	0				

Some power profit from a guy who qualifies at the corners and walks enough to post a good OBP if his BA doesn't tank. Sits too much for use in shallower formats.

Estevan Florial

Bats: L		Age: 27											
YR/C 19:	20:	21:	22:	23:	2024								
YR/E 19:	20:	21:	22:	23:	-\$4	Bid Price							
ML C-0	1B-0	2B-0	SS-0	3B-0	OF-19	DH-0							
YR TM	AB	BA	OPS	R	HR	RBI	SB/CS	BB/K					
23 AAA	409	.284	.957	83	28	79	25/10	66/144					
23 NYY	61	.230	.650	5	0	8	3/0	7/20					
24 NYY	289	.225	.692	40	10	37	13						

He has exciting power and speed and admirable strike zone judgment (11.2 percent walk rate in the majors so far), but his contact issues in the majors have led to a nearly 31 percent strikeout rate. Leaving the Yank's crowded outfield for funky Cleveland, he'll try to put more good wood on the ball in a situation with a lot more opportunity. To the extent he earns at-bats, he should hit homers, steal bases, and get on base, but an average of .200 is much more likely than one of .250.

Harry Ford

Bats: R				Age: 21							
YR/C 19:		20:		21:		22:		23:			
YR/E 19:		20:		21:		22:		23:			
MN C-C		1B-		2B-		SS-		3B-		OF- DH-	
YR TM		AB BA		OPS		R		HR		RBI SB/CS BB/K	
23 A+		444		.257		.844		89		15 67 24/8	
103/109											

Exciting young catcher isn't an imminent threat to reach Seattle, but his excellent speed and patient and powerful bat are a rare combo behind the plate. Catching skills are still in development. MARINERS

Mike Ford

Bats: L			Age: 32						
YR/C 19:		20:\$1	21:	22:	23:				
YR/E 19:\$1		20:-\$4	21:-\$6	22:-\$3	23:\$3				
ML C-0		1B-10	2B-0	SS-0	3B-0	OF-0	DH-67		
YR TM	AB	BA	OPS	R	HR	RBI	SB/CS	BB/K	
21 NYY	60	.133	.561	6	3	5	0/0	11/23	
22 - - -	131	.206	.611	9	3	10	0/0	17/40	
23 AAA	172	.302	1.036	35	13	56	2/0	34/30	
23 SEA	219	.228	.802	32	16	34	0/0	24/81	
24 FA	197	.220	.731	25	11	26	0		

A three-true-outcomes bat from the left side, he's got a freaky .920 OPS against lefties, likely because he only sees the worst ones or the mediocre ones in meaningless situations (and anyway, it's only 108 plate appearances). He's hit 27 homers against righties, but has only a .691 OPS against them. Let's say, low impact power.

Nick Fortes

Bats: R		Age: 28		<div>\$3</div>				
YR/C 19:	20:	21:	22:	23:	\$6	2024		
YR/E 19:	20:	21:	22:	\$4	23:	-\$3	Bid Price	
ML C-1041B-0	2B-0	SS-0	3B-0	OF-0	DH-2			
YR TM	AB	BA	OPS	R	HR	RBI	SB/CS BB/K	
22 MIA	217	.230	.705	41	9	24	5/3 18/45	
23 MIA	294	.204	.566	33	6	26	4/2 17/59	
24 MIA	274	.221	.625	36	9	29	5	

surgery when the season was over, but during the year he hit the IL multiple times. This is not unusual for him. But he hits righties enough to be worth an outfield slot in an only league.

Ty France

Bats: R		Age: 30		\$10		
YR/C	19	20	21	22	23	2024
YR/C	19	20	21	22	23	2024
ML C-0	1B-158	2B-0	SS-0	3B-0	OF-0	
DH-0						
YR TM	AB	BA	OPS	R	HR	SB/CS BB/K
21 SEA	571	291	.813	85	18	73 0/0 46/106
22 SEA	551	274	.799	65	20	83 0/0 35/94
23 SEA	587	250	.705	79	12	58 1/0 43/117
24 SEA	559	267	.720	74	16	69 1

He hit the ball harder last year with a better launch angle and he hit more line drives and fly balls, too, yet far fewer of them went over the fence. That appears to be bad luck, so expect him to bounce back at least somewhat this season.

Wander Franco

Bats: B		Age: 23									
YR/C	19:	20:\$1		21:		22:\$27		23:\$25			
YR/E	19:	20:		21:\$9		22:\$12		23:\$23			
ML C	0	1B-0	2B-0	SS-11	3B-0	0	OF-0	DH-1			
YR TM	AB	BA	OPS	R	HR	SB	CS	BB/K			
21 TBR	281	.288	.810	53	7	39	2/1	24/37			
22 TBR	314	.277	.765	46	6	33	8/0	26/33			
23 TBR	442	.281	.827	65	17	58	30/10	42/69			

He's a \$30+ hitter if his legal/moral issues clear up, but there isn't any reason to think they'll clear up this year. He was arrested in the Dominican Republic on January 4th after he failed to report for a court date and was charged with commercial sex exploitation and money laundering. He was released on bail after the chargers were reduced to a misdemeanor, but that doesn't mean that things are looking up. Once the legal process is completed MLB will rule, as well. His chances of playing in the US this year are vanishingly small.

Adam Frazier

Bats: L		Age: 33							
YR/C	19:18	20:9	21:57	22:52	23:55	2024			
YR/E	19:16	20:13	21:27	22:11	23:10	Bid Price			
ML C-0	1B-0	2B-130	5S-0	3B-0	OF-10	DH-2			
YR TM	AB	B	OPS	R	HR	RBI	SB/CB	BB/K	
21	- - -	577	.305	.777	83	5	43	10/5	48/69
22	SEA	541	.238	.643	61	3	42	11/6	46/73
23	BAL	412	.240	.697	59	13	60	11/4	32/68
24	FA	389	.256	.684	50	7	41	9	

He's not a power-hitter, despite the 13 homers (only 11 barrels) and he's not a speedster (he was thrown out four times last year for a 73.3% success rate when the league average was 80%). His defensive metrics collapsed last season, too. He's not so old to be written off completely, but playing time and how long a leash will go a long way to determine his value this season.

Clint Frazier

Bats: R				Age: 30			
YR/C	19:\$2	20:\$2	21:\$16	22:\$5	23:		
YR/E	19:\$5	20:\$15	21:\$.35	22:	23:\$.4		
MLC	C-0	1B-0	2B-0	SS-0	3B-0	OF-31	DH-0
YR	TM	AB	BA	OPS	R	HR	RBI
21	NY	183	186	.633	20	5	15
22	AAA	260	235	.813	38	12	34
23	CHW	66	.197	.545	10	0	3
BABIP:		.297	GB%:	.135	FB%:	.44	HR/FB:

Freddie Freeman

Bats: L		Age: 35		\$50			
YR/C	19:\$34	20:\$33	21:\$35	22:\$28	23:\$37	2024	
YR/E	19:\$34	20:\$36	21:\$35	22:\$46	23:\$50	Bid Price	
MLC C-0	1B-161	2B-0	SS-0	3B-0	OF-0	DH-0	
YR TM	AB	BA	OPS	R	HR	RBI	SB/CS BB/K
21	ATL	600	300	.896	120	31	83 8/3 85/107
22	LAD	612	325	.922	117	21	100 13/3 84/102
23	LAD	637	331	.983	117	29	102 23/1 72/121
24	LAD	590	319	.928	116	26	93 15

He's done it for so long now it's hard to imagine it won't go on forever. It won't, but then you have to ask, why would it end now?

Tyler Freeman

Bats: R		Age: 25					
YR/C 19:	20:	21:	22:	23:			
YR/E 19:	20:	21:	22: \$4	23: \$0			
ML C-0	1B-1	2B-17	SS-11	3B-25	OF-1	DH-10	
YR TM	AB BA	OPS	R	HR	RBI	SB/CB	BB/K
22 CLE	77 .247	.631	9	0	3	1/0	4/11
23 AAA	91 .319	.927	24	2	17	10/0	15/16
23 CLE	153 .242	.664	20	4	18	5/0	10/30
24 CLE	115 .250	.656	15	2	12	3	

Weak-hitting utilityman makes lots of contact, which is good for the batting average, and he has some speed, so he might steal a base. But he should not play much.

Sal Frelick

Bats: L		Age: 24				\$12	
YR/C 19:	20:	21:	22:	23:	24		
YR/E 19:	20:	21:	22:	23:\$2	Bid Price		
ML C-0	1B-0	2B-0	SS-0	3B-0	OF-55	DH-1	
YR TM	AB	BA	OPS	R	HR	RBI	SB/CS BB/K
23 AAA	167	.251	.697	29	2	19	8/4 22/20
23 MIL	191	.246	.705	29	3	24	7/0 28/37
24 MIL	486	.263	.734	73	9	58	17

Was called up by the Brewers in July after a lackluster half season in Triple-A. The results had been much better in 2022 in Triple-A, when he walked more than he struck out. His is not a power bat but he does have 20 stolen base potential. And with a nearly 90 percent contact rate (mostly against righties) there is the potential for him to be a plus batting average contributor.

Dayan Frias

Bats: B		Age: 22						
YR/C 19:	20:	21:	22:	23:				
YR/E 19:	20:	21:	22:	23:				
MN C-0	1B-	2B-	SS-SS	3B-	OF-	DH-		
YR TM	AB	BA	OPS	R	HR	RBI	SB/CS	BB/K
23 A+	338	.260	.794	43	11	49	8/3	51/83

BABIP: .309 GB%: .39 FB%: .39 HR/FB: .11
GUARDIANS

T.J. Friedl

Bats: L		Age: 29		\$18	
YR/C 19:	20:	21:	22:	23:\$	2024
YR/E 19:	20:	21:	22:\$	23:\$24	Bid Price
MLC C	1B-0	2B-0	SS-0	3B-0	OF-137 DH-1
YR TM	AB	BA	OPS	R	H R
22 CIN	225	.240	.768	33	8 25
23 CIN	488	.279	.820	73	18 66
24 CIN	469	.268	.787	72	16 60
					27/2 20/40
					47/90

His meal ticket is his speed, which he showed plenty of. The surprise was his power, but that was in large part a Great American Ballpark thing. Which shouldn't be discounted because presumably he'll be playing in Cincy again this year. Older breakout issues are another story.

David Fry

Bats: R				Age: 29			
YR/C 19:	20:	21:	22:	23:			
YR/E 19:	20:	21:	22:	23:	\$1		
ML C-28	1B-19	2B-0	SS-0	3B-1	OF-9	DH-2	
YR TM	AB	BA	OSS	R	HR	RBI	SB/CS BB/K
23 AA	101	.317	.055	18	4	19	2/0 11/21
23 CLE	101	.238	.734	12	4	15	2/0 8/30

BABIP: .364 GB%: .35 FB%: .41 HR/FB: .12

Cam Gallagher

Bats: R		Age: 32							
YR/C	19:	20:	21:	22:	23:				
YR/E	19:-\$3	20:\$0	21:-\$3	22:	23:-\$11				
MLC	56	1B-0	2B-0	SS-0	3B-0	OF-0	DH-0		
YR	TM	AB	BA	OPS	R	HR	RBI	SB/CS	BB/K
21	KCR	112	250	.621	9	1	7	0/0	8/20
23	CLE	143	126	.329	6	0	7	0/0	4/46
24	FA	95	176	.466	6	1	6	0	

Joey Gallo

Bats: L		Age: 31							
YR/C	19:\$21	20:\$23	21:\$21	22:\$16	23:\$5	2024			
YR/E	19:\$8	20:\$13	21:\$13	22:-\$3	23:\$0	Bid Price			
MLC C-0	1B-51	2B-0	SS-0	3B-0	OF-64	DH-1			
YR TM	AB	BA	OPS	R	HR	RBI	SB/C	BB/K	
21 ---	498	199	808	90	38	77	6/0	111/213	
22 ---	350	160	615	48	19	47	3/0	56/163	
23 MIN	282	177	741	39	21	40	1/1	48/142	
24 FA	189	179	765	28	12	27	2		

A 42-percent strikeout rate says most of it. A .177 BA fills in the blanks. If you dump BA he might be playable if he finds a team that wants him. He did play with a sore hammy last year, so that's an excuse, but in the years before last he hit .180, .199, .181.

Ben Gamel

Bats: L				Age: 32			
YR/C	19:\$2	20:\$1	21:\$1	22:\$4	23:\$1		
YR/E	19:\$3	20:\$4	21:\$6	22:\$6	23:		
MLC C-0	1B-0	2B-0	SS-0	3B-0	OF-3	DH-1	
YR TM	AB	BA	OPS	R	HR	RBI	SB/CS BB/K
21 - - -	340	246	.733	43	8	26	3/6 51/105
22 PIT	371	232	.723	42	9	46	5/1 48/98
23 AAA	273	286	.908	51	13	44	6/4 53/73
24 FA	175	239	.706	21	4	20	2

Useful when there's no one else because he walks a lot, but spent last year in the minors for the most part. Look for him on the waiver wire if he's playing.

Adolis Garcia

Bats: R		Age: 31							
YR/C 19:	20:\$1	21:	22:\$16	23:\$25	2024:				
YR/E 19:	20:	21:\$23	22:\$29	23:\$25	Bid Price				
MLC C-0	1B-0	2B-0	SS-0	3B-0	OF-140	DH-7			
YR TM	AB	BA	OPS	R	HR	RBI	SB/C	BB/K	
21 TEX	581	.243	.741	77	31	90	16/5	32/194	
22 TEX	605	.250	.786	88	27	101	25/6	40/183	
23 TEX	555	.245	.845	108	39	107	9/1	65/175	
24 TEX	569	.245	.787	91	33	98	9/15		

The late-bloomer made a name for himself for his power-heroics in the post season last year, but also notably transformed himself last year from a free-swinging slugger to a patient one. He bumped his barrel rate from nearly 13 percent to more than 16 percent, explaining the increase in homers. Give the decline in steals to his age, as his sprint speed has dropped from Top Fifth to Average. He's not getting any younger but he is getting smarter. More homers ahead.

Player Name

Aramis Garcia

Bats: R			Age: 31								
YR/C 19:	20:	21:	22:	23:							
YR/E 19:	20:	21:-\$5	22:-\$5	23:							
MN C-0	1B-	2B-	SS-	3B-	OF-	DH-					
YR TM	AB	BA	OPS	R	HR	RBI	SB/CS	BB/K			
21 OAK	88	.205	.552	8	3	7	0/0	1/28			
22 CIN	108	.213	.505	6	1	4	0/1	3/34			
23 A+	206	.243	.802	28	14	46	3/0	8/61			
BABIP: .269 GB%: .33 FB%: .46 HR/FB: .21											

Avisail Garcia

Bats: R				Age: 33		<div>\$5</div>			
YR/C	19:\$11	20:\$16	21:\$6	22:\$19	23:\$7	2024			
YR/E	19:\$21	20:\$9	21:\$20	22:\$6	23:\$5	Bid Price			
ML C-0	1B-0	2B-0	SS-0	3B-0	OF-31	DH-2			
YR TM	AB	BA	OPS	R	HR	RBI	SB/CS	BB/K	
21 MIL	461	.262	.820	68	29	86	8/4	38/121	
22 MIA	357	.224	.623	31	8	35	4/0	17/109	
23 MIA	108	.185	.552	8	3	12	2/0	6/39	
24 MIA	345	.234	.673	38	13	45	5		

A back injury and then a hamstring pull ruined his second season with the Marlins.

Eduardo Garcia

Bats: R				Age: 22							
YR/C 19:		20:		21:		22:		23:			
YR/E 19:		20:		21:		22:		23:			
MN C-0		1B-		2B-		SS-SS		3B-		OF- DH-	
YR TM	AB	BA	OPS	R	HR	RBI	SB/CS	BB/K			
23 A+	298	.208	.608	36	4	29	10/2	26/106			
BABIP: .307 GB%: .39 FB%: .42 HR/FB: .05											

Luis Garcia

Bats: L			Age: 24						\$0		
YR/C 19:		20:		21:\$1		22:\$3		23:\$9		2024	
YR/E 19:		20:\$7		21:\$1		22:\$10		23:\$12		Bid Price	
ML C-0		1B-0		2B-121		SS-0		3B-0		OF-0	
DH-0											
YR	TM	AB	BA	OPS	R	HR	RBI	SB/CS	BB/K		
21	WSN	236	.242	.686	29	6	22	0/2	11/43		
22	WSN	360	.275	.714	29	7	45	3/4	11/84		
23	AAA	97	.268	.724	15	1	13	2/0	8/13		
23	WSN	447	.266	.702	61	9	50	9/4	27/60		
24	WAS	425	.271	.726	51	10	50	7			

Pretty much all his value comes from volume, so far. That volume was diminished last year when he was sent to the minors in early August after a bad stretch coming out of the All Star break. He was a little better after he returned in early September, but the warning is there. He's not been a strong enough glove to carry weak offensive performance. He's young, was expected to be a major league regular when he was a prospect, so he has a little more time to establish himself, but at any price he's a risky play now.

Maikel Garcia

Bats: R			Age: 24			\$10		
YR/C 19:	20:	21:	22:	23:\$1	2024			
YR/E 19:	20:	21:	22:	23:\$15	Bid Price			
ML C-0	1B-0	2B-4	SS-14	3B-104	OF-0	DH-5		
YR TM	AB	BA	OPS	R	HR	RBI	SB/CS	BB/K
23 AAA	95	.242	.705	11	1	17	4/3	16/22
23 KCR	464	.272	.700	59	4	50	23/7	38/115
24 KC	477	.273	.723	67	6	53	26	

My comp for him is Nico Hoerner, except Hoerner hits the ball hard 33 percent of the time. Garcia hit it hard per Statcast more than 50 percent of the time last year. So, Garcia trades some contact (he's still over 80 percent) for some power. Both are fast and good defensively. Hoerner exploded in the year he turned 24. My pick to click this year.

Kyle Garlick

Bats: R		Age: 32							
YR/C 19:	20:	21:	22:	23:					
YR/E 19:	20:-\$7	21:-\$2	22:\$0	23:					
ML C-0	1B-0	2B-0	SS-0	3B-0	OF-12	DH-2			
YR TM	AB	BA	OPS	R	HR	RBI	SB/CS	BB/K	
21 MIN	99	.232	.745	17	5	10	1/0	6/32	
22 MIN	150	.233	.736	23	9	18	0/0	8/48	
23 AAA	298	.242	.813	55	14	65	2/1	43/110	
BABIP: .322 GB%: .40 FB%: .33 HR/FB: .22									

Stone Garrett

Bats: R		Age: 29							
YR/C 19:	20:	21:	22:	23:\$1	2024				
YR/E 19:	20:	21:	22:-\$1	23:\$7	Bid Price				
ML C-0	1B-0	2B-0	SS-0	3B-0	OF-82	DH-4			
YR TM	AB	BA	OPS	R	HR	RBI	SB/CS	BB/K	
22 ARI	76	.276	.782	13	4	10	3/1	3/27	
23 WSN	234	.269	.815	40	9	40	3/1	26/82	
24 WAS	248	.259	.788	38	10	38	4		

His season ended in early August with a fractured fibula when his leg got caught in the wall at Yankee Stadium. He's expected to be ready for spring training in February. He was platooned quite a bit, facing lefties as often as righties, and he did fine against both. He's patient but still struggles with contact, but has decent power when he gets a hold of one. He has top-quartile speed and was something of a basestealer in the minors, but was conservative last year. Contact issues might doom him, but there is some chance of a small breakout if he gets a chance to play.

Mitch Garver

Bats: R				Age: 33		\$10							
YR/C 19:\$5		20:\$15		21:\$9		22:\$13		23:\$4		2024			
YR/E 19:\$13		20:-\$2		21:\$4		22:\$2		23:\$11		Bid Price			
ML C-28		1B-1		2B-0		SS-0		3B-0		OF-0		DH-57	
YR	TM	AB	BA	OPS	R	HR	RBI	SB/CS	BB/K				
21	MIN	207	.256	.875	29	13	34	1/1	31/71				
22	TEX	188	.207	.717	23	10	24	1/1	23/53				
23	TEX	296	.270	.869	45	19	50	0/0	44/82				
24	FA	304	.249	.812	44	18	48	1					

He followed his last good season with the bat with three bad ones. Injuries were at least partly to blame. Now, after another good season and the Mariners have signed him on as their DH. With good contact skills, a power bat, and not much responsibility behind the plate, we should see him at or close to his best.

Zack Gelof

Bats: R		Age: 24				\$18			
YR/C 19:	20:	21:	22:	23:	2024				
YR/E 19:	20:	21:	22:	23:\$11	Bid Price				
ML C-0	1B-0	2B-69	SS-0	3B-0	OF-0	DH-0			
YR TM	AB	BA	OPS	R	HR	RBI	SB/CS	BB/K	
23 AAA	263	.304	.931	60	12	44	20/5	41/86	
23 OAK	270	.267	.844	40	14	32	14/2	26/82	
24 OAK	537	.258	.792	84	24	68	24		

The power and speed are real, but his ability to put bat on ball enough is in question. He did okay last year all things considered, but I'd worry about him hitting above .240 again.

Drew Gilbert

Bats: L		Age: 24						\$4	
YR/C 19:	20:	21:	22:	23:	2024				
YR/E 19:	20:	21:	22:	23:	Bid Price				
MN C-0	1B-	2B-	SS-	3B-	OF-CF	DH-			
YR TM	AB	BA	OPS	R	HR	RBI	SB/CS	BB/K	
23 A+	433	.289	.869	79	18	59	12/5	58/97	
24 NYM	174	.271	.808	27	6	22	4		

Short but strong, he makes plenty of contact and hits the ball hard with doubles power, so

far. He was the Mets prize in the Verlander deal last summer, and should soon become their everyday center fielder. Without standout home run punch or stolen base glitz he should be a solid fantasy contributor in the second tier at some point this year. METS

Andres Gimenez

Bats: L		Age: 26								\$19	
YR/C 19:	20:	21:\$17	22:\$12	23:\$25	2024						
YR/E 19:	20:\$12	21:\$2	22:\$30	23:\$19	Bid Price						
ML C-0	1B-0	2B-150	SS-0	3B-0	OF-0	DH-0					
YR TM	AB	BA	OPS	R	HR	RBI	SB/CS	BB/K			
21 CLE	188	.218	.632	23	5	16	11/0	11/54			
22 CLE	491	.297	.855	66	17	69	20/3	34/112			
23 CLE	557	.251	.715	76	15	62	30/6	32/112			
24 CLE	522	.264	.725	71	16	64	26				

He ran more but hit the ball less hard, which affected everything else. He finished the season strong, but that was batting average driven. Of course, so was his 2022 breakout. It's possible there's another big year for him, but until he shows he's swinging hard it's better to look at him as a stolen base resource who'll pop 15 homers or so.

Jose Godoy

Bats: L			Age: 30									
YR/C 19:	20:	21:	22:	23:								
YR/E 19:	20:	21:	22:	23:								
MN C-0	1B-	2B-	SS-	3B-	OF-	DH-						
YR TM	AB	BA	OPS	R	HR	RBI	SB/CS	BB/K				
23 AAA	116	.267	.753	19	4	14	2/1	15/22				
BABIP: .300 GB%: .46 FB%: .30 HR/FB: .14												

Paul Goldschmidt

Bats: R			Age: 37						2024		
YR/C	19:\$35	20:\$26	21:\$25	22:\$29	23:\$31	2024					
YR/E	19:\$21	20:\$22	21:\$34	22:\$43	23:\$24	Bid Price					
ML C-0	1B-133	2B-0	SS-0	3B-0	OF-0	DH-21					
YR TM	AB	BA	OPS	R	HR	RBI	SB/CS	BB/K			
21 STL	603	.294	.879	102	31	99	12/0	67/136			
22 STL	561	.317	.964	106	35	115	7/0	79/141			
23 STL	593	.268	.814	89	25	80	11/2	87/161			
24 STL	589	.283	.863	98	29	94	10				

We thought 2019 and 2020 were signs of decline but he bounced back the next two years. Last year his maxEV dropped to '19 and '20 type levels and. His xBA dropped to .267. Actually, 2022's .317 BA hid an xBA of .261 and despite that year's MVP award and big earnings it is more like 2023 than 2022. For what it's worth, 2024 is a contract year.

Yan Gomes

Bats: R			Age: 37						\$3		
YR/C 19:\$7	20:\$3	21:\$5	22:\$4	23:\$3	2024						
YR/E 19:\$2	20:\$6	21:\$8	22:\$2	23:\$10	Bid Price						
ML C-1031B-0	2B-0	SS-0	3B-0	OF-0	DH-12						
YR TM	AB	BA	OPS	R	HR	RBI	SB/CS	BB/K			
21 ---	349	.252	.723	49	14	52	0/0	19/78			
22 CHC	277	.235	.613	23	8	31	2/0	8/47			
23 CHC	382	.267	.740	44	10	63	1/0	21/81			
24 CHC	351	.255	.693	39	10	50	1				

promotion to the big club. The bad news is that he didn't walk nearly as much as he did in the minors. The other bad news is that he struck out a lot in the minors, though he hit for power in Triple-A. He's too young to write off, but he's limited defensively and if the bat isn't helping he's going to have a hard time finding big league at bats.

Erik Gonzalez

Bats: R				Age: 33			
YR/C 19: \$1		20: \$1		21: \$3		22: 23:	
YR/E 19: -\$1		20: \$7		21: -\$1		22: 23:	
MN C-0		1B-		2B-		SS- 3B- OF- DH-	
YR	TM	AB	BA	OPS	R	HR	RBI SB/CS BB/K
21	PIT	220	.232	.558	17	2	2/2 8/40
23	AAA	453	.272	.684	47	5	59 3/4 32/104
BABIP: .341		GB%: .57		FB%: .26		HR/FB: .06	

Luis Gonzalez

Bats: L		Age: 29							
YR/C 19:		20:		21:		22:		23:	
YR/E 19:		20: -\$7		21:		22: \$7		23:	
MN C-0		1B-		2B-		SS-		3B- OF- DH-	
YR TM		AB		BA		OPS		R HR RBI SB/CS BB/K	
22 SFG		311		.254		.699		31 4 36 10/2 30/75	
23 AAA		105		.248		.710		16 1 7 6/2 14/24	
BABIP: .309		GB%: .44		FB%: .32		HR/FB: .04			

Oscar Gonzalez


Bats: R				Age: 26					
YR/C 19:		20:		21:		22:		23:\$13	
YR/E 19:		20:		21:		22:\$15		23:\$5	
ML C-0	1B-0	2B-0	SS-0	3B-0	OF-32	DH-19			
YR TM	AB	BA	OPS	R	HR	RBI	SB/CS	BB/K	
22 CLE	362	.296	.766	39	11	43	1/2	15/75	
23 AAA	335	.287	.835	49	13	64	2/0	19/83	
23 CLE	173	.214	.557	15	2	12	0/0	5/46	
24 NYY	144	.263	.704	15	4	15	0		

A surprising rookie season was followed by a much more predictable one for this free-swinging outfielder with contact issues. Given his defensive limitations it's understandable he spent much of last summer in Triple-A trying to work things out. But when he came back he walked 2.9 percent of the time and struck out 29.5 percent, a ratio that among players with at least 150 plate appearances ranked third, behind Mickey Moniak and Edmundo Sosa.

Romy Gonzalez

Bats: R		Age: 28				
YR/C 19:	20:	21:	22:	23:\$1		
YR/E 19:	20:	21:	22:-\$3	23:-\$2		
ML C-0	1B-0	2B-28	SS-2	3B-1	OF-10 DH-5	
YR TM	AB	BA	OPS	R	HR RBI SB/CS BB/K	
22 CHW	105	.238	.650	15	2 11 0/1 2/39	
23 CHW	93	.194	.593	11	3 14 7/0 2/36	
24 CWS	164	.221	.644	19	5 20 6	

Hunter Goodman

Bats: R		Age: 25							
YR/C 19:	20:	21:	22:	23:	2024				
YR/E 19:	20:	21:	22:	23:-\$4	Bid Price				
ML C-0	1B-8	2B-0	SS-0	3B-0	OF-10	DH-3			
YR TM	AB	BA	OPS	R	HR	RBI	SB/CS	BB/K	
23 AA	410	.259	.930	68	34	111	0/1	45/115	
23 COL	70	.200	.658	6	1	17	1/0	5/24	
24 COL	321	.248	.782	45	17	56	2		

He struggled with breaking balls last summer while with Colorado for 77 plate appearances, but hit the straight stuff hard regardless the speed. It's easy to say that his power is for real, but it's only going to take him as far as his hit tool takes him. From here it looks like not far enough this year, but he'll get a few more years to work it out. ROCKIES

Nick Gordon

Bats: L			Age: 29			\$4		
YR/C 19:	20:	21:	22:\$2	23:\$7	2024			
YR/E 19:	20:	21:\$3	22:\$14	23:-\$5	Bid Price			
ML C-0	1B-0	2B-11	SS-2	3B-0	OF-26	DH-0		
YR TM	AB	BA	OPS	R	HR	RBI	SB/CS BB/K	
21 MIN	200	.240	.647	19	4	23	10/1 12/55	
22 MIN	405	.272	.736	45	9	50	6/4 19/105	
23 MIN	91	.176	.501	13	2	7	0/0 1/11	
24 MIN	189	.247	.670	22	4	22	4	

He broke his leg in mid-May, ending his season. The long-time top prospect had a little breakout in 2022 and is expected to be ready for Spring Training. His power so far has been of the doubles variety, and he's stolen some bases but isn't notably fast. But anyone who is Byron Buxton's backup can't be ignored just because the playing time doesn't project out.

Nolan Gorman

Bats: L		Age: 24		\$19	
YR/C 19:	20:	21:	22:\$3	23:\$4	2024
YR/E 19:	20:	21:	22:\$6	23:\$14	Bid Price
ML C-0	1B-0	2B-75	SS-0	3B-18	OF-0 DH-27
YR TM	AB	BA	OPS	R	HR RBI SB/CS BB/K
22 STL	283	.226	.707	44	14 35 1/0 28/103
23 STL	406	.236	.810	59	27 76 7/2 53/148
24 STL	469	.243	.793	70	29 78 8

It's hard to see him striking out less, just because he's been so consistent through the years as he's faced tougher competition, but the power is for real. And those walks help in OBP leagues.

Yasmani Grandal

Bats: B			Age: 36			\$1		
YR/C	19: \$15	20: \$18	21: \$16	22: \$16	23: \$9	2024		
YR/E	19: \$14	20: \$14	21: \$8	22: -\$3	23: \$1	Bid Price		
ML C-92	1B-6	2B-0	SS-0	3B-0	OF-0	DH-16		
YR TM	AB	BA	OPS	R	HR	RBI SB/CS BB/K		
21 CHW	279	.240	.938	60	23	62 0/0 87/82		
22 CHW	327	.202	.599	15	5	27 1/0 45/79		
23 CHW	363	.234	.652	33	8	33 0/0 36/86		
24 FA	282	.227	.683	29	9	31 0		

He's been an offensive black hole the past two years, triggering memories of a Bill James essay about the way catchers fall apart after a certain number of games. That seemed true back in the early 80s, but it's certainly no longer universal. Still, Grandal's demise has been abrupt and almost complete. If he has a line on at bats he's worth a buck in deep only leagues with two catchers, but last year's expectation that he would bounce back was clearly a mistake.

Tristan Gray

Bats: L		Age: 27							
YR/C 19:	20:	21:	22:	23:					
YR/E 19:	20:	21:	22:	23:					
ML C-0	1B-1	2B-0	SS-1	3B-0	OF-0	DH-0			
YR TM	AB	BA	OPS	R	HR	RBI	SB/CS	BB/K	
23 AAA	468	.235	.799	71	30	98	2/3	46/166	

BABIP: .292 GB%: .30 FB%: .47 HR/FB: .21

Riley Greene

Bats: L		Age: 24		\$17	
YR/C 19:	20:	21:	22:\$8	23:\$15	2024
YR/E 19:	20:	21:	22:\$7	23:\$13	Bid Price
ML C-0	1B-0	2B-0	SS-0	3B-0	OF-90 DH-9
YR TM	AB	BA	OPS R	HR RBI	SB/CS BB/K
22 DET	376	.253	.671 46	5 42	1/4 36/120
23 DET	378	.288	.800 51	11 37	7/0 35/114
24 DET	544	.279	.781 73	15 61	8

Ended his season with TJ on his non-throwing elbow, which shouldn't affect his defense


but according to interesting work by Jeff Zimmerman at Fangraphs is likely to trim his OPS by about .081 points. That's the average decrease the next year for 16 hitters after they had the operation. The problem for us is we don't really know what his OPS should be. His disappointing first year it was .682, while last year it was .796. If he is the average hitter we'd forecast him for .715, but can we call him an average hitter? He's young and improving and hit the ball hard last year, but only 11 of his 30 barrels left the yard. The point is, if he's getting better maybe the surgery penalty starts from a different baseline, so I'm going to spend a little more.

Randal Grichuk

Bats: R			Age: 33			\$10		
YR/C	19: \$14	20: \$13	21: \$10	22: \$12	23: \$9	2024		
YR/E	19: \$12	20: \$22	21: \$12	22: \$18	23: \$12	Bid Price		
ML C-0	1B-0	2B-0	SS-0	3B-0	OF-104	DH-11		
YR	TM	AB	BA	OPS	R	HR	RBI	SB/CS BB/K
21	TOR	511	.241	.703	59	22	81	0/3 27/114
22	COL	506	.259	.726	60	19	73	4/0 24/127
23	- - -	434	.267	.783	65	16	44	2/2 29/96
24	FA	468	.256	.734	60	18	60	2

Started last year on the IL with the Rockies and ended it being waived repeatedly by the Angels after they traded for him at the deadline. Had fewer at bats versus lefties last year, against whom he's good, than the year before, while having roughly the same number against righties, against whom he's okay. That has to be mismanaging. Playing time a big issue in terms of future value, depending on where he lands as he moves on to the market.

Trent Grisham

Bats: L		Age: 28					
YR/C 19:	20:\$9	21:\$24	22:\$20	23:\$9	2024		
YR/E 19:-\$1	20:\$29	21:\$14	22:\$2	23:\$2	Bid Price		
ML C-0	1B-0	2B-0	SS-0	3B-0	OF-153	DH-0	
YR TM	AB	BA	OPS	R	HR	RBI SB/CS BB/K	
21 SDP	462	.242	.740	61	15	62 13/5 54/119	
22 SDP	451	.184	.596	58	17	53 7/1 57/150	
23 SDP	469	.198	.665	67	13	50 15/3 75/154	
24 NYY	454	.208	.680	63	15	54 12	

Seems to have settled into a nightmarishly helpful fantasy level, but he does take walks. Also, now a fourth outfielder, but with notably good defense.

Vaughn Grissom

Bats: R		Age: 23				\$7	
YR/C 19:	20:	21:	22:	23:\$21		2024	
YR/E 19:	20:	21:	22:\$4	23-\$3		Bid Price	
ML C-0	1B-0	2B-4	SS-19	3B-0	OF-0	DH-0	
YR TM	AB	BA	OPS	R	HR	RBI	SB/CS BB/K
22 ATL	141	.291	.820	24	5	18	5/2 11/34
23 AAA	397	.330	.926	74	8	61	13/2 56/66
23 ATL	75	.280	.672	5	0	9	0/1 2/15
24 BOS	358	.282	.769	54	9	46	11

What a difference a year makes. Going into 2023 he was thought to be the Braves starting shortstop and a favorite to win the Rookie of the Year trophy. But the job went to Orlando Arcia instead and Grissom landed in Triple-A and hit, though he didn't smash the homers and steal the bases expected. What we've seen of him so far suggests an aggressive contact hitter with a little pop and a little speed — he only stole 13 bases last season and his Sprint Speed was very middlin'. He's young, but his move to the Red Sox means he's

Player Name

going to get a shot to play with Trevor Story and, the Sox hope, be a big part of their young offense. The homers and steals totals don't look to be big, but if he proves his contact and on-base skills he could end up near the top of that lineup soon.

Jordan Groshans

Bats: R				Age: 25				
YR/C 19:	20:	21:	22:	23:				
YR/E 19:	20:	21:	22:-\$4	23:				
MN C-0	1B-	2B-	SS-	3B-	OF-	DH-		
YR TM	AB	BA	OPS	R	HR	RBI	SB/CS	BB/K
22 MIA	61	.262	.674	9	1	2	0/0	4/13
23 AAA	460	.243	.671	60	6	60	0/0	66/92
24 MIA	71	.250	.575	9	0	4	0	
BABIP: .292 GB%: .48 FB%: .28 HR/FB: .06								

Robbie Grossman

Bats: B		Age: 35											
YR/C 19:\$2	20:\$1	21:\$11	22:\$16	23:\$2	2024								
YR/E 19:\$6	20:\$19	21:\$22	22:\$7	23:\$5	Bid Price								
ML C-0	1B-0	2B-0	SS-0	3B-0	OF-72	DH-40							
YR TM	AB	BA	OPS	R	HR	RBI	SB/CS	BB/K					
21 DET	557	.239	.771	88	23	67	20/5	98/155					
22 ---	411	.209	.652	40	7	45	6/2	56/129					
23 TEX	353	.238	.753	56	10	49	1/0	57/98					
24 FA	386	.229	.712	53	11	48	6						

He's been significantly better hitting right-handed versus lefties than as a lefty facing righties, and this was true in 2021, when he played full time for the Tigers and hit better than usual both ways. Still, better as a righty. His defense is enough of a liability to put his playing time at risk, but so far that hasn't happened. But after that surprising mid-career blip up he seems to settling back down toward replacement level.

Vladimir Guerrero Jr.

Bats: R		Age: 25											
YR/C 19:\$24	20:\$25	21:\$29	22:\$40	23:\$37	2024								
YR/E 19:\$13	20:\$20	21:\$41	22:\$33	23:\$22	Bid Price								
ML C-0	1B-121	2B-0	SS-0	3B-0	OF-0	DH-35							
YR TM	AB	BA	OPS	R	HR	RBI	SB/CS	BB/K					
21 TOR	604	.311	1.002	123	48	111	4/1	86/110					
22 TOR	638	.274	.817	90	32	97	8/3	58/116					
23 TOR	602	.264	.794	78	26	94	5/3	67/100					
24 TOR	600	.280	.853	92	33	100	6						

In his big 2021 season, playing his home games at small Dunedin and Buffalo ballparks because of the pandemic, he had a 1.119 OPS at home and a .885 OPS on the road. In 2022 it was .842 at home and .795 on the road. Last year it was .718 at home and .858 on the road. There's nothing wrong with being an .850 or so OPS hitter, assuming his struggles in Toronto were transient or are fixable. I think the superstar we hoped to see and then found in 2021 was a product of those small home ballparks, but that doesn't mean that Vlad Jr. is a bust.

Luis Guillorme

Bats: L		Age: 30											
YR/C 19:	20:	21:	22:	23:									
YR/E 19:-\$4	20:\$2	21:-\$2	22:\$6	23:-\$4									
ML C-0	1B-0	2B-29	SS-9	3B-14	OF-0	DH-0							
YR TM	AB	BA	OPS	R	HR	RBI	SB/CS	BB/K					
21 NYM	132	.265	.682	13	1	5	0/2	23/23					
22 NYM	297	.273	.729	33	2	17	1/0	34/46					
23 NYM	107	.224	.619	12	1	9	0/0	10/28					

Defensive whiz will usually be available on the waiver wire.

Lourdes Gurriel

Bats: R		Age: 31											
YR/C 19:\$9	20:\$17	21:\$22	22:\$19	23:\$12	2024								
YR/E 19:\$12	20:\$24	21:\$19	22:\$18	23:\$18	Bid Price								
ML C-0	1B-1	2B-0	SS-0	3B-0	OF-95	DH-50							
YR TM	AB	BA	OPS	R	HR	RBI	SB/CS	BB/K					
21 TOR	500	.276	.784	62	21	84	1/3	32/102					
22 TOR	453	.291	.772	52	5	52	3/4	31/83					
23 ARI	551	.261	.775	65	24	82	5/0	33/103					
24 ARI	512	.272	.768	62	18	73	4						

Earnings wise, the last three years look similar but they in fact resemble a batting average sandwich on home run bread. Last year the homers returned to Gurriel's profile and his batting average, fueled by BABIP luck in 2022, returned to its usual level.

Yuli Gurriel

Bats: R		Age: 40											
YR/C 19:\$15	20:\$20	21:\$13	22:\$16	23:\$2									
YR/E 19:\$29	20:\$12	21:\$27	22:\$12	23:\$2									
ML C-0	1B-93	2B-0	SS-0	3B-0	OF-0	DH-5							
YR TM	AB	BA	OPS	R	HR	RBI	SB/CS	BB/K					
21 HOU	530	.319	.846	83	15	81	1/1	59/68					
22 HOU	545	.242	.578	53	8	53	8/0	30/73					
23 MIA	298	.245	.675	32	4	27	4/0	26/44					
24 FA	276	.263	.714	32	5	31	3						

He's not under contract, but he wasn't a total bust last year.

Dalton Guthrie

Bats: R				Age: 29				
YR/C 19:	20:	21:	22:	23:				
YR/E 19:	20:	21:	22:	23:				
ML C-0	1B-0	2B-0	SS-0	3B-1	OF-19	DH-0		
YR TM	AB	BA	OPS	R	HR	RBI	SB/CS	BB/K
23 AAA	299	.274	.749	36	4	32	7/4	33/73
BABIP: .350 GB%: .41 FB%: .33 HR/FB: .05								

Abrahan Gutierrez

Bats: R				Age: 25			
YR/C 19:		20:	21:	22:	23:		
YR/E 19:		20:	21:	22:	23:		
MN C-C		1B-	2B-	SS-	3B-	OF-	DH-
YR TM	AB	BA	OPS	R	HR	RBI	SB/CS BB/K
23 A+	192	.240	.718	21	5	27	1/1 26/30
BABIP: .259 GB%: .45 FB%: .36 HR/FB: .08							

Eric Haase

Bats: R		Age: 32											
YR/C 19:	20:	21:	22:\$7	23:\$8	2024								
YR/E 19:	20:-\$6	21:\$8	22:\$8	23:-\$4	Bid Price								
ML C-60	1B-0	2B-0	SS-0	3B-0	OF-24	DH-7							
YR TM	AB	BA	OPS	R	HR	RBI	SB/CS	BB/K					
21 DET	351	.231	.745	48	22	61	2/0	26/119					
22 DET	323	.254	.763	41	14	44	0/0	24/97					
23 ---	274	.201	.530	22	4	26	4/1	17/81					
24 MIL	300	.224	.680	35	13	40	1						

After two very pretty solid years in Detroit he bombed a third one. The reasons are obvious, he hit more grounders and fewer flies and he hit the ball less hard, so way fewer fly balls left the yard. The falloff doesn't seem to be injury related, but given his age you have to suspect that whatever perked up his bat in 2021 and 2022 has left the building. The Brewers signed him up for this year, an odd choice because he's a bat-first catcher backing up a bat-first catcher, though William Contreras has improved his game behind the plate. Haase not as much. He might be worth a \$1 add in NL only leagues and pay off, but without upside.

Sam Haggerty

Bats: B		Age: 30											
YR/C 19:	20:	21:	22:	23:\$1									
YR/E 19:	20:\$1	21:-\$3	22:\$6	23:\$0									
ML C-0	1B-4	2B-10	SS-0	3B-0	OF-21	DH-15							
YR TM	AB	BA	OPS	R	HR	RBI	SB/CS	BB/K					
21 SEA	86	.186	.535	15	2	5	5/1	6/28					
22 SEA	176	.256	.754	29	5	23	13/1	18/53					
23 AAA	185	.324	1.015	41	8	29	19/2	29/37					
23 SEA	91	.253	.702	13	1	5	10/1	15/17					
24 SEA	154	.245	.699	23	4	15	12						

BABIP: .361 GB%: .41 FB%: .25 HR/FB: .22

Darick Hall

||
||
||

Injuries have been a problem for him the last two years (and his first two years, too, um, and the middle two as well), but the promise of those two years he did play full time is alluring. At this point it won't take a big bet to add him in the endgame.

Ian Happ													\$18
Bats: B			Age: 30										
YR/C	19:	\$12	20:	\$9	21:	\$18	22:	\$16	23:	\$18	2024		
YR/E	19:	\$2	20:	\$21	21:	\$13	22:	\$24	23:	\$18	Bid Price		
ML C-0	1B-0	2B-0	SS-0	3B-0	OF-	154	DH-4						
YR	TM	AB	BA	OPS	R	HR	RBI	SB/CS	BB/K				
21	CHC	465	.226	.756	63	25	66	9/2	62/156				
22	CHC	573	.271	.808	72	17	72	9/4	58/149				
23	CHC	580	.248	.800	86	21	84	14/3	99/153				
24	CHC	563	.250	.780	79	21	79	12					

No mystery here. A guy is paid \$18 and earns \$18? He costs \$18 again.

Bryce Harper												
Bats: L		Age: 32		\$32								
YR/C	19:	\$36	20:	\$31	21:	\$33	22:	\$37	23:	\$15	2024	
YR/E	19:	\$26	20:	\$32	21:	\$34	22:	\$21	23:	\$25	Bid Price	
ML C-0	1B-36	2B-0	SS-0	3B-0	OF-0	DH-89						
YR	TM	AB	BA	OPS	R	HR	RBI	SB/CS	BB/K			
21	PHI	488	.309	1.042	101	35	84	13/3	100/134			
22	PHI	370	.286	.898	63	18	65	11/4	46/87			
23	PHI	457	.293	.907	84	21	72	11/3	80/119			
24	PHI	551	.291	.921	101	29	93	14				

He was paid in fantasy leagues as if he might be back some time after the the All-Star break following his TJ, but he was back in the lineup early in May and came out with guns blazing. He started hitting more fly balls the last two months and the power came roaring back. With health there's no reason not to expect MVP-quality seasons the next few years, though guys in their 30s inevitably decline at some point.

Michael Harris II													\$29	
Bats: L			Age: 23											
YR/C 19:		20:		21:		22:		23:\$30		2024				
YR/E 19:		20:		21:		22:\$29		23:\$25		Bid Price				
ML C-0		1B-0		2B-0		SS-0		3B-0		OF-138		DH-0		
YR TM		AB BA		OPS		R		HR		RBI		SB/CS BB/K		
22 ATL		414 .297		.800		75		19		64		20/2 21/107		
23 ATL		505 .293		.813		76		18		57		20/4 25/101		
24 ATL		563 .295		.827		89		22		76		24		

Those of us who expected him to take another step forward were disheartened by his slow start, but in the end he ended up standing in his own footprints. His 2023 season was much like 2022 overall. Maybe that step forward will come this year.

Josh Harrison												
Bats: R			Age: 37									
YR/C		19:	\$7	20:	21:	\$1	22:	\$6	23:	\$1		
YR/E		19:	\$6	20:	\$3	21:	\$18	22:	\$9	23:	\$5	
ML C-0		1B-0		2B-11		SS-0		3B-16		OF-8		DH-1
YR	TM	AB	BA	OPS	R	HR	RBI	SB/CS	BB/K			
21	---	505	.279	.741	58	8	60	9/5	31/75			
22	CHW	386	.256	.689	50	7	27	2/1	21/71			
23	PHI	103	.204	.572	8	2	10	0/0	3/20			
24	FA	254	.254	.659	29	5	25	2				

Was released by Texas in Triple-A last August and has yet to sign elsewhere. For a while he was my favorite utility guy.

Monte Harrison												
Bats: R			Age: 29									
YR/C 19:		20:\$1		21:		22:		23:				
YR/E 19:		20:\$1		21:		22:		23:				
MN C-0		1B-		2B-		SS-		3B-		OF-		DH-
YR TM		AB		BA		OPS		R		HR		RBI
23 AAA		269		.208		.596		45		5		23
										18/6		22/123
BABIP:		.359		GB%:		.53		FB%:		.19		HR/FB:
												.19

BABIP: .359 GB%: .53 FB%: .19 HR/FB: .19

Adam Haseley												
Bats: L			Age: 28									
YR/C 19:		20:\$4		21:\$1		22:		23:				
YR/E 19:\$3		20:\$0		21:		22:		23:				
ML C-0		1B-0		2B-0		SS-0		3B-0		OF-23		DH-1
YR TM		AB		BA		OPS		R HR		RBI SB/CS		BB/K
23 AAA		280		.264		.721		39		6		24 10/4 28/52
BABIP:		.306		GB%:		.49		FB%:		.26		HR/FB%: .10

BABIP: .306 GB%: .49 FB%: .26 HR/FB: .10

Hudson Haskin												
Bats: R			Age: 26									
YR/C 19:		20:		21:		22:		23:				
YR/E 19:		20:		21:		22:		23:				
MN C-0		1B-		2B-		SS-		3B-		OF-CF		DH-
YR TM		AB		BA		OPS		R		HR		RBI SB/CS BB/K
23 A+		115		.287		.845		20		3		20 8/1 10/44
BABIP:		.435		GB%:		.33		FB%:		.36		HR/FB: .12

BABIP: .435 GB%: .33 FB%: .36 HR/FB: .12

Robert Hassell III												
Bats: L				Age: 23								
YR/C 19:		20:		21:		22:		23:				
YR/E 19:		20:		21:		22:		23:				
MNC-0		1B-		2B-		SS-		3B-		OF-CF DH-		
YR	TM	AB	BA	OPS	R	HR	RBI	SB/CS	BB/K			
23	A	467	.221	.650	66	9	41	15/5	68/161			
BABIP:		.313		GB%:		.55		FB%:		.20 HR/FB: .15		

BABIP: .313 GB%: .55 FB%: .20 HR/FB: .15

Ke'Bryan Hayes													
Bats:	R		Age:		27		\$15						
YR/C	19:	20:	\$1	21:	\$20	22:	\$20	23:	\$19	2024			
YR/E	19:	20:	\$10	21:	\$10	22:	\$15	23:	\$17	Bid Price			
ML C-0	1B-0	2B-0	SS-0	3B-122	OF-0		DH-2						
YR	TM	AB	BA	OPS	R	HR	RBI	SB/CS	BB/K				
21	PIT	362	.257	.689	49	6	38	9/1	31/87				
22	PIT	505	.244	.656	55	7	41	20/5	48/122				
23	PIT	494	.271	.768	65	15	61	10/6	28/104				
24	PIT	532	.263	.738	67	14	60		15				

It was a bit of a thrill watching him come into his own in the second half last year after he returned from a month on the IL with back soreness. Finally, the Hayes I've been waiting for arrived. Kinda. We'll have to see if he can sustain the more aggressive power hitting into next season, which is especially important because his Sprint Speed dropped significantly last year. Maybe that was the back injury, but that's also what happens as newbies become veterans.

Austin Hays													\$13
Bats: R			Age: 29										
YR/C	19:	20:\$9	21:\$12	22:\$14	23:\$12	2024							
YR/E	19:~\$1	20:\$9	21:\$17	22:\$15	23:\$18	Bid Price							
ML C-0	1B-0	2B-0	SS-0	3B-0	OF-141	DH-3							
YR	TM	AB	BA	OPS	R	HR	RBI	SB/CS	BB/K				
21	BAL	488	.256	.767	73	22	71	4/3	28/107				
22	BAL	535	.250	.713	66	16	60	2/4	34/114				
23	BAL	520	.275	.778	76	16	67	5/1	38/141				
24	BAL	532	.262	.747	72	18	68	4					

First half hot streak was fired by BABIP luck which regressed to somewhere around the mean in the second half, and his value collapsed, too. The combo of the two halves probably reflects his talent, but also demonstrates that he's not an interesting player. Has power but doesn't hit that many home runs (11th from the bottom on the xHR-HR list), and has some speed (53rd percentile

Sprint Speed) but doesn't run much. He could lose his job and would anyone notice?

Austin Hedges												
Bats:		R		Age:		32						
YR/C	19:	\$4	20:	\$1	21:	\$1	22:	23:				
YR/E	19:	\$5	20:	\$2	21:	\$2	22:	\$7	23:	\$7		
ML C-80	1B-0	2B-0	SS-0	3B-0	OF-0	DH-1						
YR	TM	AB	BA	OPS	R	HR	RBI	SB/CS	BB/K			
21	CLE	286	.178	.522	32	10	31	1/0	15/87			
22	CLE	294	.163	.479	26	7	30	2/0	25/78			
23	- - -	185	.184	.463	14	1	16	1/0	11/47			
24	CLE	162	.189	.543	16	4	16	1				

Jonah Heim

Bats: B

Age: 29

\$14

YR/C 19:	20:	21:	22:\$2	23:\$8	2024
YR/E 19:	20:-\$4	21:-\$1	22:\$7	23:\$15	Bid Price
ML C-1241B-0	2B-0	SS-0	3B-0	OF-0	DH-8
YR TM	AB BA	OPS R	HR RBI	SB/CS	BB/K
21 TEX	265 .196	.597 22	10 32	3/1	15/58
22 TEX	406 .227	.695 51	16 48	2/0	41/87
23 TEX	457 .258	.761 61	18 95	2/0	40/96
24 TEX	458 .241	.725 57	18 73	3	

The main difference last year compared to 2022 was that he hit more line drives, so more balls fell in for hits. He's a fairly patient hitter, knows the zone, and makes decent contact. He's been a significantly better hitter as a righty against lefties than as a lefty against righties, but his defensive chops should earn him plenty of playing time both ways (and he was better batting lefty last year).

Tyler Heineman												
Bats:		B		Age:		33						
YR/C	19:	20:		21:		22:		23:				
YR/E	19:	20:-\$4		21:		22:-\$2		23:				
ML C	2B	1B-0	2B-0	SS-0		3B-0	OF-0	DH-0				
YR	TM	AB	BA	OPS	R	HR	RBI	SB/CS	BB/K			
22	---	157	.217	.555	16	0	9	1/0	8/17			
23	AAA	135	.230	.670	23	2	19	5/0	25/35			
24	NYM	68	.222	.576	8	0	6	1				

Player Name

David Hensley

Bats: R				Age: 28			
YR/C 19:	20:	21:	22:	23:\$1			
YR/E 19:	20:	21:	22:	23:-\$8			
ML C-0	1B-5	2B-9	SS-0	3B-1	OF-2	DH-11	
YR TM	AB	BA	OPS	R	HR	RBI	SB/CS BB/K
23 AAA	236	.220	.728	42	6	36	9/3 54/82
23 HOU	84	.119	.379	12	1	3	1/0 10/35
24 HOU	66	.171	.509	9	1	5	1
BABIP: .307		GB%: .52		FB%: .23		HR/FB: .17	

Michael Hermosillo

Bats: R				Age: 29							
YR/C 19:		20:		21:		22:		23:			
YR/E 19:		20: \$6		21:		22: \$8		23:			
MN C-0		1B-		2B-		SS-		3B-		OF- DH-	
YR TM	AB	BA	OPS	R	HR	RBI	SB/CS	BB/K			
22 CHC	61	.115	.415	7	0	4	1/0	7/27			
23 AAA	207	.222	.747	29	13	35	8/2	15/55			
BABIP: .232		GB%: .34		FB%: .49		HR/FB: .18					

Darell Hernaiz

Bats: R		Age: 23											
YR/C 19:	20:	21:	22:	23:	2024								
YR/E 19:	20:	21:	22:	23:	Bid Price								
MNC-0	1B-	2B-	SS-SS	3B-	OF-	DH-							
YR TM	AB	BA	OPS	R	HR	RBI	SB/CS	BB/K					
23 AA	561	.321	.843	87	9	71	13/5	50/75					

The good-fielding shortstop could win the job in Oakland. He’s got good contact skills but very modest homer/steals value, and could start the season in Triple-A. ATHLETICS

Cesar Hernandez

Bats: B		Age: 34											
YR/C 19:\$14	20:\$13	21:\$13	22:\$9	23:									
YR/E 19:\$22	20:\$19	21:\$13	22:\$13	23:									
MNC-0	1B-	2B-	SS-	3B-	OF-	DH-							
YR TM	AB	BA	OPS	R	HR	RBI	SB/CS	BB/K					
21 ---	570	.232	.694	84	21	62	1/1	59/135					
22 WSN	560	.248	.611	64	1	34	10/4	45/114					
23 AAA	125	.272	.775	27	0	14	7/2	37/34					

Became a free agent last June and hasn’t signed.

Diego Hernandez

Bats: L				Age: 24							
YR/C 19:		20:		21:		22:		23:			
YR/E 19:		20:		21:		22:		23:			
MN C-0		1B-		2B-		SS-		3B-		OF-CF DH-	
YR TM		AB BA		OPS R		HR RBI		SB/CS BB/K			
23 A+		279 .262		.667 39		3 27		19/5 20/79			
BABIP: .354		GB%: .56		FB%: .28		HR/FB: .05					

Elier Hernandez

Bats: R				Age: 30							
YR/C 19:		20:		21:		22:		23:			
YR/E 19:		20:		21:		22:		23:			
MNC-C 0		1B-		2B-		SS-		3B-		OF- DH-	
YR TM		AB		BA		OPS		R		HR RBI SB/CS BB/K	
23 AAA		554		.298		.843		98		18 99 9/6 50/126	
BABIP: .356		GB%: .38		FB%: .35		HR/FB: .12					

Enrique Hernandez

Bats: R		Age: 33											
YR/C 19:\$7	20:\$4	21:\$8	22:\$12	23:\$7	2024								
YR/E 19:\$8	20:\$6	21:\$15	22:\$2	23:\$7	Bid Price								
ML C-0	1B-10	2B-36	SS-74	3B-12	OF-36	DH-0							
YR TM	AB	BA	OPS	R	HR	RBI	SB/CS	BB/K					
21 BOS	508	.250	.786	84	20	60	1/0	61/110					
22 BOS	361	.222	.647	48	6	45	0/2	34/71					
23 ---	465	.237	.658	57	11	61	4/1	34/97					
24 FA	387	.237	.683	51	10	48		2					

All the metrics are on a downward trajectory which doesn’t make it inevitable that he’ll continue to decline this year, but suggests that the wise roto player will plan as if he will.

Teoscar Hernandez

Bats: R		Age: 32											
YR/C 19:\$9	20:\$9	21:\$22	22:\$30	23:\$24	2024								
YR/E 19:\$10	20:\$27	21:\$32	22:\$23	23:\$20	Bid Price								
ML C-0	1B-0	2B-0	SS-0	3B-0	OF-135	DH-28							
YR TM	AB	BA	OPS	R	HR	RBI	SB/CS	BB/K					
21 TOR	550	.296	.870	92	32	116	12/4	36/148					
22 TOR	499	.267	.769	71	25	77	6/3	34/152					
23 SEA	625	.258	.751	70	26	93	7/2	38/211					
24 FA	581	.265	.778	76	27	93		8					

Seattle did not agree with him (.643 OPS at home, .830 on the road) but he’s moving on to LA this winter. His batting averages have hinged on him getting hits on balls in play, his contact rate suggests something more in the .230 area should be expected. So far, in recent years he’s defied that, but at some point he might not.

Yonny Hernandez

Bats: B		Age: 26											
YR/C 19:	20:	21:	22:\$1	23:									
YR/E 19:	20:	21:\$0	22:	23:									
ML C-0	1B-0	2B-8	SS-0	3B-3	OF-0	DH-0							
YR TM	AB	BA	OPS	R	HR	RBI	SB/CS	BB/K					
21 TEX	143	.217	.565	15	0	6	11/2	17/32					
23 AAA	322	.252	.745	72	4	34	17/12	75/81					

BABIP: .320 GB%: .47 FB%: .25 HR/FB: .07

Ivan Herrera

Bats: R		Age: 24											
YR/C 19:	20:	21:	22:	23:									
YR/E 19:	20:	21:	22:	23:									
ML C-13	1B-0	2B-0	SS-0	3B-0	OF-0	DH-0							
YR TM	AB	BA	OPS	R	HR	RBI	SB/CS	BB/K					
23 AAA	290	.297	.956	66	10	60	11/2	75/77					
24 STL	106	.244	.722	15	3	13		1					

Not a bad hitter in the minors but hasn’t done much in limited major league exposure. His playing time was undercut last year when Willson Contreras resisted moving out from behind the plate. He’s patient and has made decent contact in Triple-A, which along with a bit of power makes him a better choice in NL Only leagues than some catchers who will play more.

Jose Herrera

Bats: B		Age: 27											
YR/C 19:	20:	21:	22:	23:									
YR/E 19:	20:	21:	22:-\$6	23:-\$5									
ML C-40	1B-0	2B-0	SS-0	3B-0	OF-0	DH-0							
YR TM	AB	BA	OPS	R	HR	RBI	SB/CS	BB/K					
22 ARI	111	.189	.454	9	0	5	0/0	9/34					
23 AAA	101	.257	.738	19	2	14	0/0	15/20					
23 ARI	101	.208	.548	15	0	7	1/0	13/30					
24 ARI	112	.205	.553	14	1	8		1					

BABIP: .304 GB%: .59 FB%: .18 HR/FB: .14

Jason Heyward

Bats: L				Age: 35				\$2			
YR/C 19:\$5		20:\$7		21:\$10		22:\$3		23:\$1		2024	
YR/E 19:\$14		20:\$14		21:\$2		22:\$5		23:\$11		Bid Price	
ML C-0		1B-6		2B-0		SS-0		3B-0		OF-109 DH-6	
YR	TM	AB	BA	OPS	R	H	RBI	SB	CS	BB/K	
21	CHC	323	.214	.627	35	8	30	5/1	27	27/68	
22	CHC	137	.204	.566	15	1	10	1/0	11	11/32	
23	LAD	334	.269	.818	56	15	40	2/2	34	34/64	
24	LAD	316	.248	.731	44	11	36	3			

Keston Hiura

Bats: R				Age: 28							
YR/C	19:\$2	20:\$25	21:\$21	22:\$5	23:						
YR/E	19:\$16	20:\$17	21:-\$5	22:\$6	23:						
MN C-	1B-	2B-	SS-	3B-	OF-	DH-					
YR TM	AB	BA	OPS	R	HR	RBI	SB/CS	BB/K			
21 MIL	173	.168	.554	16	4	19	3/0	14/77			
22 MIL	234	.226	.765	34	14	32	5/2	23/111			
23 AAA	325	.311	.970	56	23	79	0/2	32/91			
BABIP: .363 GB%: .36 FB%: .38 HR/FB: .26											

Nico Hoerner

Bats: R		Age: 27											
YR/C	19:	20:\$3	21:\$6	22:\$4	23:\$17	2024							
YR/E	19:-\$2	20:\$4	21:\$2	22:\$24	23:\$30	Bid Price							
ML C-0	1B-0	2B-135	SS-20	3B-0	OF-0	DH-1							
YR TM	AB	BA	OPS	R	HR	RBI	SB/CS	BB/K					
21 CHC	149	.302	.751	13	0	16	5/3	17/25					
22 CHC	481	.281	.741	60	10	55	20/2	28/57					
23 CHC	619	.283	.736	98	9	68	43/7	49/83					
24 CHC	593	.284	.732	85	10	66		39					

He dropped to the 80th percentile in Sprint Speed last summer, but solid bat to ball skills helped him to a solid batting average with surprising power how infrequently he barrels the ball. He happily joined the stolen base orgy last summer and as long as he can do that he'll be a solid fantasy contributor.

Jackson Holliday

Bats: L		Age: 21											
YR/C	19:	20:	21:	22:	23:	2024							
YR/E	19:	20:	21:	22:	23:	Bid Price							
MN C-0	1B-	2B-	SS-SS	3B-	OF-	DH-							
YR TM	AB	BA	OPS	R	HR	RBI	SB/CS	BB/K					
23 A	477	.323	.943	113	12	75	24/9	101/118					
24 BAL	419	.257	.751	56	10	50		7					

In his first full year in the minors, last year, he played at four levels and put up, in ascending order of level, OPSes of 1.122, .940, .928, and .796. With only 91 plate appearances in Triple-A we shouldn't expect him to start the season in the majors, but clearly if he rakes the trip to Baltimore is a short one. Holliday was the No. 1 overall in 2022 out of high school. He was named Keith Law's Prospect of the Year, reflecting best-in-class performance in 2023. He walked more than he struck out in Triple-A last year, and reportedly looked great playing shortstop, though the team also had him play second (13 games) and third (1 game). Law wrote that at third he looked like a shortstop, whatever that means. He comes with a fine pedigree, his dad is former Rockie and Cardinal Matt Holliday, who won four Silver Slugger awards in his day. The challenge will be how much to pay if your league allows you to draft guys who start the season in the minors. In an AL-only that allows you to keep him at his draft price the next year I'd say \$14 is a fair bid, only because he has yet to show the power that will surely come as he matures and because, while he could be up in late April, a slow start might keep him down until July. ORIOLES

T.J. Hopkins

Bats: R				Age: 27				
YR/C 19:	20:	21:	22:	23:				
YR/E 19:	20:	21:	22:	23:				
ML C-0	1B-0	2B-0	SS-0	3B-0	OF-15	DH-8		
YR TM	AB	BA	OPS	R	HR	RBI	SB/CS	BB/K
23 AAA	331	.308	.928	63	16	55	2/3	55/94
BABIP: .386 GB%: .47 FB%: .28 HR/FB: .24								

Spencer Horwitz

Bats: L				Age: 26							
YR/C 19:		20:		21:		22:		23:			
YR/E 19:		20:		21:		22:		23:			
ML C-0		1B-5		2B-0		SS-0		3B-0		OF-0 DH-6	
YR TM		AB BA		OPS		R		HR		RBI SB/CS BB/K	
23 AAA		392 .337		.958 61		10		72		9/2 78/72	
BABIP: .386 GB%: .41 FB%: .34 HR/FB: .09											

Rhys Hoskins

Bats: R		Age: 31											
YR/C	19:\$30	20:\$24	21:\$20	22:\$21	23:\$22	2024							
YR/E	19:\$10	20:\$17	21:\$13	22:\$21	23:	Bid Price							
MN C-0	1B-1B	2B-	SS-	3B-	OF-	DH-							
YR TM	AB	BA	OPS	R	HR	RBI	SB/CS	BB/K					
21 PHI	389	.247	.864	64	27	71	3/2	47/108					
22 PHI	589	.246	.803	81	30	79	2/1	72/169					
24 FA	548	.235	.776	81	29	79		2					

He tore his ACL while playing in a Spring Training game last year and after surgery missed the whole season. He was reported close to a return in the postseason, so he should be ready for camp in February. He's been a productive hitter when able to take the field, but has a somewhat checkered injury history.

Brady House

Bats: R				Age: 20							
YR/C 19:		20:		21:		22:		23:			
YR/E 19:		20:		21:		22:		23:			
MNC-0		1B-	2B-	SS-		3B-3B		OF-	DH-		
YR TM	AB	BA	OPS		R	HR	RBI	SB/CS	BB/K		
23 A	340	.312	.869		52	12	47	9/2	26/89		
BABIP: .388 GB%: .45 FB%: .31 HR/FB: .15 NATIONALS											

Sam Huff

Bats: R				Age: 26							
YR/C 19:		20:		21:\$3		22:		23:			
YR/E 19:		20:-\$1		21:		22:-\$2		23:			
ML C-10		1B-4		2B-0		SS-0		3B-0		OF-0 DH-9	
YR TM	AB	BA	OPS	R	HR	RBI	SB/CS	BB/K			
22 TEX	121	.240	.652	9	4	10	1/0	11/42			
23 AAA	272	.298	.953	48	17	67	0/0	44/78			
24 TEX	136	.233	.725	17	7	18	1				
BABIP: .358 GB%: .46 FB%: .27 HR/FB: .32											

Cooper Hummel

Bats: B				Age: 30			
YR/C 19:	20:	21:	22:	23:\$1			
YR/E 19:	20:	21:	22:-\$5	23:			
ML C-0	1B-0	2B-0	SS-0	3B-0	OF-2	DH-8	
YR TM	AB	BA	OPS	R	HR	RBI	SB/CS BB/K
22 ARI	176	.176	.544	20	3	17	4/1 23/64
23 AAA	363	.262	.846	71	8	47	26/6 82/106
24 NYM	65	.171	.549	8	1	6	2
BABIP: .348 GB%: .40 FB%: .33 HR/FB: .09							

Jacob Hurtubise

Bats: L		Age: 27											
YR/C	19:	20:	21:	22:	23:								
YR/E	19:	20:	21:	22:	23:								
MN C-0	1B-	2B-	SS-	3B-	OF-CF	DH-							
YR TM	AB	BA	OPS	R	HR	RBI	SB/CS	BB/K					
23 AA	342	.330	.997	102	7	46	45/9	77/63					

Coming off a big year in Double-A and Triple-A, he's an older player who is not a prospect but has the speed and plate discipline to immediately help a fantasy team if he can find at bats. REDS

Andy Ibanez

Bats: R		Age: 31											
YR/C	19:	20:	21:	22:\$3	23:	2024							
YR/E	19:	20:	21:\$5	22:-\$2	23:\$8	Bid Price							
ML C-0	1B-4	2B-77	SS-0	3B-16	OF-21	DH-4							
YR TM	AB	BA	OPS	R	HR	RBI	SB/CS	BB/K					
21 TEX	253	.277	.755	31	7	25	0/0	15/35					
22 TEX	119	.218	.573	13	1	9	3/0	9/21					
23 DET	356	.264	.746	42	11	41	1/0	24/69					
24 DET	255	.260	.720	30	7	28		2					

Apologies to Duck Drooker: If you need 350 plate appearances with 5-10 homers, then you must be playing in an Only League. Last year was Ibanez's career best.

Jose Iglesias

Bats: R	
---------	--

Player Name

Travis Jankowski											\$2
Bats: L			Age: 33								
YR/C 19:\$1	20:	21:	22:	23:	2024						
YR/E 19:	20:-\$5	21:\$0	22:-\$6	23:\$7	Bid Price						
ML C-0	1B-0	2B-0	SS-0	3B-0	OF-104	DH-3					
YR TM	AB	BA	OPS	R	HR	RBI	SB/CS	BB/K			
21 PHI	131	.252	.708	24	1	10	5/0	22/29			
22 - - -	55	.164	.499	11	0	2	3/0	8/10			
23 TEX	247	.263	.694	34	1	30	19/1	35/42			
24 FA	238	.253	.680	34	2	24	14				

Some early-season injuries cost him playing time and allowed Ezequiel Duran to get off to a hot start, but when Jankowski was healthy Bruce Bochy found him at bats versus righties. He’s reduced his swing, so he makes plenty of contact and he’s happy to draw walks, which makes him a fairly one-dimensional stolen base threat unless you play in an OBP league. Now he has a ring, but will he find more at bats this season?

Danny Jansen													\$5
Bats: R			Age: 29										
YR/C	19:\$9	20:\$7	21:\$6	22:\$6	23:\$8	2024							
YR/E	19:~\$1	20:\$6	21:\$1	22:\$6	23:\$5	Bid Price							
ML C-73	1B-0	2B-0	SS-0	3B-0	OF-0	DH-9							
YR TM	AB	BA	OPS	R	HR	RBI	SB/CS	BB/K					
21 TOR	184	.223	.770	32	11	28	0/0	17/44					
22 TOR	215	.260	.884	34	15	44	1/0	25/44					
23 TOR	268	.228	.786	38	17	53	0/0	23/62					
24 TOR	333	.238	.783	50	21	61	0						

His season ended on September 1st, when he fractured a finger fielding (or rather not fielding) a foul ball. He had surgery to fix it and is expected to be ready for Spring Training. He’s no standout backstop but he hits enough to not hurt a fantasy team.

Ryan Jeffers													\$5
Bats: R				Age: 27									
YR/C 19:		20:		21:\$4		22:\$5		23:\$3		2024			
YR/E 19:		20:\$0		21:\$0		22:-\$2		23:\$10		Bid Price			
ML C-82		1B-0		2B-0		SS-0		3B-0		OF-0		DH-9	
YR TM		AB		BA		OPS		R		HR		RBI	
21 MIN		267		.199		.670		28		14		35	
22 MIN		212		.208		.631		25		7		27	
23 MIN		286		.276		.860		46		14		43	
24 MIN		333		.250		.794		46		18		47	

The difference between 2021 and 2023 is an almost 10 percentage point drop in strikeouts and a nearly 90 point increase in BABIP. Jeffers’ xBA last summer was a more reasonable .234, which means he’s not a \$10 catcher, but his power probably means he’s worth rostering in deep leagues.

Walker Jenkins													
Bats: L			Age: 19										
YR/C 19:		20:		21:		22:		23:					
YR/E 19:		20:		21:		22:		23:					
MN C-0		1B-		2B-		SS-		3B-		OF-CF DH-			
YR TM		AB BA		OPS		R HR		RBI		SB/CS BB/K			
23 RK		105		.362		.989		16		3		22 6/3 9/14	

No. 5 overall in 2023, he’s raw and toolsy and had a 1.054 OPS in 56 Single-A plate appearances. He obviously has a ways to go. TWINS

Eloy Jimenez													\$17
Bats: R			Age: 28										
YR/C 19:	\$18	20:\$26	21:\$31	22:\$26	23:\$21	2024							
YR/E 19:	\$17	20:\$22	21:\$2	22:\$13	23:\$14	Bid Price							
ML C-0	1B-0	2B-0	SS-0	3B-0	OF-14	DH-105							
YR TM	AB	BA	OPS	R	HR	RBI	SB/CS	BB/K					
21 CHW	213	.249	.740	23	10	37	0/0	16/57					
22 CHW	292	.295	.864	40	16	54	0/0	28/72					
23 CHW	456	.272	.762	50	18	64	0/0	30/93					
24 CWS	508	.275	.795	62	24	80	0						

24 HITTERS

The skills are strong enough to warrant a big bid but the injury history is so long and checkered that at this point making a big bid would be madness. So, a moderate bid it is.

Leo Jimenez												
Bats: R			Age: 22									
YR/C 19:		20:		21:		22:		23:				
YR/E 19:		20:		21:		22:		23:				
MN C-0		1B-		2B-		SS-SS		3B-		OF-		DH-
YR TM		AB		BA		OPS		R		HR		RBI SB/CS BB/K
23 AA		352		.270		.774		62		8		47 8/2 41/68
BABIP:		.312		GB%:		.44		FB%:		.35		HR/FB: .08

BABIP: .312 GB%: .44 FB%: .35 HR/FB: .08

Connor Joe										\$1
Bats: R			Age: 32							
YR/C 19:	20:	21:	22:\$8	23:\$1	2024					
YR/E 19:	20:	21:\$3	22:\$8	23:\$7	Bid Price					
ML C-0	1B-53	2B-0	SS-0	3B-0	OF-81	DH-3				
YR TM	AB	BA	OPS	R	HR	RBI	SB/CS	BB/K		
21 COL	179	.285	.848	23	8	35	0/0	26/41		
22 COL	404	.238	.736	56	7	28	6/2	55/97		
23 PIT	413	.247	.762	63	11	42	3/5	50/110		
24 PIT	371	.246	.733	53	10	39	4			

He didn’t get a real shot at the majors until he was 28 because he’s not a good fielder and lacks power. Since he arrived he’s shown that he’s patient with good strike zone judgment but lacks power. He also lacks the ability to do damage to righty pitchers (.717 OPS against). That makes him perhaps a useful fill-in in only leagues that use OBP.

Daniel Johnson Jr.												
Bats: L				Age: 29								
YR/C 19:		20:		21:		22:		23:				
YR/E 19:		20:-\$7		21:-\$4		22:		23:				
MN C-0		1B-		2B-		SS-		3B-		OF-		DH-
YR TM	AB	BA	OPS	R	HR	RBI	SB/CS	BB/K				
21 CLE	77	.221	.636	9	4	5	1/0	4/27				
23 AA	469	.271	.832	79	19	73	30/8	53/98				

BABIP: .300 GB%: .40 FB%: .42 HR/FB: .12

Bryce Johnson												
Bats: B			Age: 29									
YR/C 19:		20:	21:	22:	23:							
YR/E 19:		20:	21:	22:	23:							
ML C-0		1B-0	2B-0	SS-0	3B-0	OF-30	DH-0					
YR TM		AB	BA	OPS	R	HR	RBI	SB/CS		BB/K		
23 AAA		257	.280	.824	48	8	29	18/4		34/70		

BABIP: .358 GB%: .44 FB%: .28 HR/FB: .15

Druw Jones												
Bats: R				Age: 20								
YR/C 19:		20:		21:		22:		23:				
YR/E 19:		20:		21:		22:		23:				
MN C-0		1B-		2B-		SS-		3B-		OF-CF		DH-
YR TM		AB BA		OPS		R HR		RBI		SB/CS		BB/K
23 A		147 .238		.679		28 2		12 9/3		26/45		

BABIP: .330 GB%: .60 FB%: .20 HR/FB: .11

DIAMONDBACKS

Jahmai Jones												
Bats: R				Age: 27								
YR/C 19:		20:		21:		22:\$1		23:				
YR/E 19:		20:-\$6		21:-\$7		22:		23:				
ML C-0		1B-0		2B-2		SS-0		3B-0		OF-0		DH-4
YR TM		AB	BA	OPS		R	HR	RBI	SB/CS		BB/K	
21 BAL		67	.149	.402		5	0	3	1/0		4/26	
23 AAA		354	.268	.880		71	12	48	12/5		83/97	
24 MIL		65	.205	.625		8	1	7	1			
BABIP: .337 GB%: .44 FB%: .31 HR/FB: .15												

BABIP: .337 GB%: .44 FB%: .31 HR/FB: .15

Jace Jung

Bats: L	Age: 24						
YR/C 19:	20:	21:	22:	23:			
YR/E 19:	20:	21:	22:	23:			
MN C-0	1B-	2B-2B	SS-	3B-	OF-	DH-	
YR TM	AB	BA	OPS	R	HR	RBI	SB/CS BB/K
23 A+	486	.265	.881	74	28	82	5/1 79/139

Split last year between High-A and Double-A and he showed plenty of power and good patience. He is a serious pull-hitter who hit more homers than doubles last year and will be tested by more advanced pitching. He hit just one homer in 65 plate appearances with a .200 batting average in the Arizona Fall League, but walked 14 times. He played third base there but mostly second base in the minors last year, and is considered a defensive project at best. TIGERS

Josh Jung

Bats: R	Age: 26						
YR/C 19:	20:	21:	22:	23:\$11	2024		
YR/E 19:	20:	21:	22:-\$4	23:\$17	Bid Price		
ML C-0	1B-0	2B-0	SS-0	3B-121	OF-0	DH-0	
YR TM	AB	BA	OPS	R	HR	RBI	SB/CS BB/K
22 TEX	98	.204	.585	9	5	14	2/0 4/39
23 TEX	478	.266	.785	75	23	70	1/3 30/151
24 TEX	577	.256	.765	84	27	85	3

A very solid rookie season, hitting consistently and with power when he wasn't hurt. He did miss six weeks with a fractured left thumb, which cut down his earnings. He strikes out more than you'd like and walks less, which should temper expectations some, but his swing is solid enough he could suddenly improve quite a bit. Not saying it is this year, though it could be, but he has a potentially huge power year in him.

Connor Kaiser

Bats: R	Age: 28						
YR/C 19:	20:	21:	22:	23:			
YR/E 19:	20:	21:	22:	23:			
ML C-0	1B-0	2B-0	SS-2	3B-0	OF-0	DH-0	
YR TM	AB	BA	OPS	R	HR	RBI	SB/CS BB/K
23 AAA	307	.238	.759	64	9	39	16/3 52/96

BABIP: .315 GB%: .44 FB%: .34 HR/FB: .13

Colt Keith

Bats: L	Age: 23						
YR/C 19:	20:	21:	22:	23:	2024		
YR/E 19:	20:	21:	22:	23:	Bid Price		
MN C-0	1B-	2B-	SS-	3B-3B	OF-	DH-	
YR TM	AB	BA	OPS	R	HR	RBI	SB/CS BB/K
23 AA	507	.306	.942	88	27	101	3/2 60/121
24 DET	293	.265	.776	37	10	42	3

A .976 OPS in nearly 300 plate appearances in Double-A last year got him promoted to Triple-A, where he had a .890 OPS over a bit more than 300 plate appearances. But the headline figure is 27 homers at the two levels. The MLE for that is 18 homers and a .265 batting average, which puts the youngster in such company as JD Davis and Keibert Ruiz last year. In other words, a very playable league-average hitter right off the bat, with potential for a good deal more. The fly in the ointment is Keith's defense, which by all reports is not great. Without knowing how he fits into Detroit's lineup we have to be a little cautious, but a low price makes me even more enthusiastic. TIGERS

Jarred Kelenic

Bats: L	Age: 25						
YR/C 19:	20:\$1	21:	22:\$16	23:\$9	2024		
YR/E 19:	20:	21:\$1	22:-\$6	23:\$10	Bid Price		
ML C-0	1B-0	2B-0	SS-0	3B-0	OF-101	DH-3	
YR TM	AB	BA	OPS	R	HR	RBI	SB/CS BB/K
21 SEA	337	.181	.615	41	14	43	6/4 36/106
22 SEA	163	.141	.491	20	7	17	5/2 16/61
23 SEA	372	.253	.751	44	11	49	13/5 41/132
24 ATL	472	.230	.719	59	18	63	14

When the Mets traded him in that deal for Robinson Cano and Edwin Diaz they were criticized relentlessly, but in Seattle he struggled to make contact in 2021 and 2022 and the high expectations of 2022 gave way to a lot of skepticism last year. Then, he got off to a very hot start and all the Mets boo birds reemerged, but he couldn't sustain the pace or even enough of it. He ended up with a first-half OPS of .755, which is just barely enough for a corner outfielder, and, after missing all of August with a fractured foot after kicking a water cooler (ouch), followed it with a .707 OPS in the second half. He sat frequently against lefties, though he hit the lefties he did face just fine. The concerning part is that he struggled against all pitches except fastballs, and had a 31.3 percent strikeout against four-seamers, which means there is much more to do for him to address what ails him. Still, there is potential for surprise here, which is why the Braves when out of their way to trade for him.

Carson Kelly

Bats: R	Age: 30						
YR/C 19:\$2	20:\$10	21:\$7	22:\$9	23:\$3			
YR/E 19:\$6	20:\$3	21:\$5	22:\$1	23:-\$4			
ML C-47	1B-0	2B-0	SS-0	3B-0	OF-0	DH-2	
YR TM	AB	BA	OPS	R	HR	RBI	SB/CS BB/K
21 ARI	304	.240	.754	41	13	46	0/0 44/74
22 ARI	317	.211	.598	40	7	35	2/0 29/71
23 - - -	136	.206	.572	13	2	13	1/0 14/40
24 DET	245	.222	.659	29	7	29	1

Will be the Tigers backup catcher this year, and given his limited power and weak batting averages and limited playing time, he's probably not worth an add. Especially with Colt Keith hovering, maybe too often over passed balls.

Tony Kemp

Bats: L	Age: 33						
YR/C 19:\$3	20:\$2	21:\$2	22:\$8	23:\$6			
YR/E 19:-\$1	20:\$4	21:\$12	22:\$12	23:\$0			
ML C-0	1B-0	2B-57	SS-0	3B-0	OF-65	DH-3	
YR TM	AB	BA	OPS	R	HR	RBI	SB/CS BB/K
21 OAK	330	.279	.796	54	8	37	8/2 52/51
22 OAK	497	.235	.702	61	7	46	11/1 45/69
23 OAK	359	.209	.609	42	5	27	15/4 44/40
24 FA	309	.236	.660	40	5	29	10

When you hit the ball as weakly as Kemp does you can't really call a bad BABIP bad luck. It might be, but slowly hit balls are easier for fielders to snag and throw. He's been stealing enough to have some value when his batting average and playing time have been up, but it's hard to see a team other than the Athletics let him play so much.

Buddy Kennedy

Bats: R	Age: 26						
YR/C 19:	20:	21:	22:	23:			
YR/E 19:	20:	21:	22:-\$5	23:			
ML C-0	1B-0	2B-1	SS-0	3B-6	OF-0	DH-2	
YR TM	AB	BA	OPS	R	HR	RBI	SB/CS BB/K
22 ARI	83	.217	.663	10	1	12	0/0 8/23
23 AAA	374	.307	.895	82	5	50	3/3 76/81

BABIP: .377 GB%: .37 FB%: .30 HR/FB: .06

Max Kepler

Bats: L	Age: 31						
YR/C 19:\$14	20:\$18	21:\$17	22:\$12	23:\$6	2024		
YR/E 19:\$17	20:\$16	21:\$9	22:\$8	23:\$16	Bid Price		
ML C-0	1B-0	2B-0	SS-0	3B-0	OF-124	DH-2	
YR TM	AB	BA	OPS	R	HR	RBI	SB/CS BB/K
21 MIN	426	.211	.719	61	19	54	10/0 54/96
22 MIN	388	.227	.691	54	9	43	3/2 49/66
23 MIN	438	.260	.824	72	24	66	1/1 45/106
24 MIN	465	.244	.763	70	21	65	4

Bounced back from an injury-plagued season to produce at a higher level, but served pretty much as a platoonist last year. He's got good plate discipline and hit the ball hard last year, the hardest of his career, which along with his solid defense should keep him playing regularly against righties, at least.

Grae Kessinger

Bats: R	Age: 27						
YR/C 19:	20:	21:	22:	23:			
YR/E 19:	20:	21:	22:	23:			
ML C-0	1B-5	2B-6	SS-7	3B-7	OF-0	DH-0	
YR TM	AB	BA	OPS	R	HR	RBI	SB/CS BB/K
23 AA	191	.283	.849	37	6	35	2/1 36/49

BABIP: .338 GB%: .33 FB%: .41 HR/FB: .10

Carter Kieboom

Bats: R	Age: 27						
YR/C 19:	20:\$9	21:\$6	22:\$2	23:			
YR/E 19:	20:\$1	21:-\$2	22:	23:-\$3			
ML C-0	1B-0	2B-0	SS-0	3B-26	OF-0	DH-1	
YR TM	AB	BA	OPS	R	HR	RBI	SB/CS BB/K
21 WSN	217	.207	.619	26	6	20	0/0 25/62
23 A+	168	.256	.773	26	6	25	2/1 26/45
23 WSN	87	.207	.634	12	4	11	0/0 6/27
24 WAS	404	.229	.675	48	14	46	2

He's been a top prospect for so long it's kind of hard to believe he's still just 27 this year (September birthday). But he's also had 508 major league plate appearances with 12 homers and a .585 OPS, including a .188 batting average. He works the strike zone just fine, but when it comes to hitting there's no there there. He might be a good fit in Oakland.

Kevin Kiermaier

Bats: L	Age: 34						
YR/C 19:\$12	20:\$7	21:\$7	22:\$4	23:\$2	2024		
YR/E 19:\$10	20:\$12	21:\$10	22:\$2	23:\$11	Bid Price		
ML C-0	1B-0	2B-0	SS-0	3B-0	OF-127	DH-1	
YR TM	AB	BA	OPS	R	HR	RBI	SB/CS BB/K
21 TBR	348	.259	.716	54	4	37	9/5 33/99
22 TBR	206	.228	.619	28	7	22	6/1 14/61
23 TOR	370	.265	.750	58	8	36	14/1 29/86
24 FA	343	.251	.708	49	8	36	11

Had an IL stint in August for a laceration and stitches on his forearm and missed other time with back, knee, and bug issues. The Jays said in the preseason he would not platoon, but when he sat it was usually against lefties. Resigned by the Blue Jays, he'll be on the field for his elite defense in centerfield and he'll have fantasy value because of his elite speed. But he's also tended to injury throughout his career, so caution is advisable.

Player Name

Ha-seong Kim

Bats: R Age: 29

\$19

YR/C 19:	20:	21:	22:\$5	23:\$11	2024
YR/E 19:	20:	21:\$3	22:\$16	23:\$24	Bid Price
ML C-0	1B-0	2B-106	SS-20	3B-32	OF-0 DH-1
YR TM	AB	BA	OPS	R	HR RBI SB/CS BB/K
21 SDP	267	.202	.621	27	8 34 6/1 22/71
22 SDP	517	.251	.723	58	11 59 12/2 51/100
23 SDP	538	.260	.754	84	17 60 38/9 75/124
24 SD	509	.250	.724	70	15 59 31

Excellent breakout season tracked pretty nicely with his Korean profile, but every aspect of it except the steals says career year. Great glove and speed, but probably a little less hitting going forward. On the other hand, multi-position eligibility makes him more useful.

Isiah Kiner-Falefa

Bats: R Age: 29

\$3

YR/C 19:\$7	20:\$2	21:\$11	22:\$11	23:\$2	2024
YR/E 19:-\$1	20:\$21	21:\$25	22:\$19	23:\$6	Bid Price
ML C-0	1B-0	2B-1	SS-1	3B-31	OF-78 DH-0
YR TM	AB	BA	OPS	R	HR RBI SB/CS BB/K
21 TEX	635	.271	.669	74	8 53 20/5 28/90
22 NYY	483	.261	.681	66	4 48 22/4 35/72
23 NYY	326	.242	.654	39	6 37 14/5 28/70
24 FA	276	.262	.667	33	4 28 11

As expected, IKF lost his starting job last year and with limited at bats came limited fantasy value. His defensive flexibility (and skill at shortstop) mean the at bats could return in Toronto, and given his contact skills and speed he could regain at least some of the fantasy value he had before last year, even if he ends up in a utility role.

Scott Kingery

Bats: R Age: 30

\$

YR/C 19:\$6	20:\$17	21:\$8	22:	23:		
YR/E 19:\$16	20:\$0	21:	22:	23:		
MNC-0	1B-	2B-	SS-	3B-	OF-	DH-
YR TM	AB	BA	OPS	R	HR	RBI SB/CS BB/K
23 AAA	405	.244	.733	68	13 47	24/1 48/135

BABIP: .328 GB%: .38 FB%: .45 HR/FB: .11

Alex Kirilloff

Bats: L Age: 27

\$9

YR/C 19:	20:	21:	22:\$14	23:\$7	2024
YR/E 19:	20:	21:\$2	22:-\$1	23:\$7	Bid Price
ML C-0	1B-75	2B-0	SS-0	3B-0	OF-21 DH-3
YR TM	AB	BA	OPS	R	HR RBI SB/CS BB/K
21 MIN	215	.251	.722	23	8 34 1/1 14/52
22 MIN	144	.250	.667	14	3 21 0/0 5/36
23 MIN	281	.270	.802	35	11 41 1/0 28/80
24 MIN	385	.269	.782	47	16 58 1

As expected, IKF lost his starting job last year and with limited at bats came limited fantasy value. His defensive flexibility (and skill at shortstop) mean the at bats could return in Toronto, and given his contact skills and speed he could regain at least some of the fantasy value he had before last year, even if he ends up in a utility role. That limits his fantasy appeal to deep leagues when rostered cheaply.

Alejandro Kirk

Bats: R Age: 26

\$9

YR/C 19:	20:	21:\$5	22:\$8	23:\$20	2024
YR/E 19:	20:-\$3	21:\$0	22:\$19	23:\$4	Bid Price
ML C-99	1B-0	2B-0	SS-0	3B-0	OF-0 DH-17
YR TM	AB	BA	OPS	R	HR RBI SB/CS BB/K
21 TOR	165	.242	.764	19	8 24 0/0 19/22
22 TOR	470	.285	.829	59	14 63 0/0 63/58
23 TOR	372	.250	.696	34	8 43 0/0 42/45
24 TOR	353	.267	.750	41	10 46 0

His performance fell off so much last year
26 HITTERS

that it’s tempting to blame an injury or underlying condition, but his hitting was just as underwhelming before his June hand injury (laceration) as after it. He hit the ball less hard and at a lower angle than the year before and lost out on DH plate appearances because of it. Fewer at bats and less power are a bad combination, which is why Kirk’s season was so disappointing. He’s one of the games slowest players, so he isn’t going to be beating out slowly hit grounders. He may recapture some of 2022’s shine, but probably not come close to meeting those expectations.

Heston Kjerstad

Bats: L Age: 25

\$6

YR/C 19:	20:	21:	22:	23:	2024
YR/E 19:	20:	21:	22:	23:	Bid Price
ML C-0	1B-0	2B-0	SS-0	3B-0	OF-4 DH-6
YR TM	AB	BA	OPS	R	HR RBI SB/CS BB/K
23 AA	479	.303	.908	87	21 55 5/4 42/100
24 BAL	321	.265	.758	48	11 38 1

He was drafted in 2020, No. 2 overall out of Arkansas, when there was no minor league play. But he didn’t lose much then because he was diagnosed with myocarditis shortly after signing. He’d gotten past that when a hamstring strain landed him on the IL for the first half of 2022. When he finally got onto a professional field he crushed Low-A and High-A pitching, then went to the Arizona Fall League and was the MVP. Last season he owned Double-A, handled Triple-A, and struggled in the majors, where he hit two homers in 33 plate appearances but struck out 10 times. That’s too few PA to judge how he’s going to adjust to the big leagues, but scouts see strong wrists, a decent eye, and a tight body that lengthens out his swing and could make it tough for him in the majors. It would be foolish to write him off at this point, but don’t get too excited just yet. He has big power potential but that may not be enough.

Andrew Knizner

Bats: R Age: 29

\$1

YR/C 19:	20:	21:\$2	22:\$1	23:\$1	2024
YR/E 19:-\$4	20:	21:-\$6	22:-\$2	23:\$3	Bid Price
ML C-68	1B-1	2B-0	SS-0	3B-0	OF-0 DH-1
YR TM	AB	BA	OPS	R	HR RBI SB/CS BB/K
21 STL	161	.174	.517	18	1 9 0/0 20/39
22 STL	260	.215	.653	28	4 25 0/1 26/62
23 STL	224	.241	.715	30	10 31 2/0 12/62
24 FA	205	.225	.644	25	6 23 1

Added a power component last year, which gave him a positive fantasy value, but his weak backstopping and otherwise anemic bat make him a tough major league fit. If he finds a job he might be a deep-league No. 2 catcher, for a buck.

Taylor Kohlwey

Bats: L Age: 30

\$

YR/C 19:	20:	21:	22:	23:	
YR/E 19:	20:	21:	22:	23:	
ML C-0	1B-0	2B-0	SS-0	3B-0	OF-4 DH-1
YR TM	AB	BA	OPS	R	HR RBI SB/CS BB/K
23 AAA	428	.276	.835	71	12 73 15/5 75/86

BABIP: .316 GB%: .42 FB%: .33 HR/FB: .11

Mark Kolozsvary

Bats: R Age: 29

\$

YR/C 19:	20:	21:	22:	23:	
YR/E 19:	20:	21:	22:	23:	
ML C-1	1B-0	2B-0	SS-0	3B-0	OF-0 DH-0
YR TM	AB	BA	OPS	R	HR RBI SB/CS BB/K
23 AA	101	.178	.579	13	4 13 1/0 7/39

BABIP: .241 GB%: .34 FB%: .48 HR/FB: .13

Ryan Kreydler

Bats: R Age: 27

\$

YR/C 19:	20:	21:	22:	23:	
YR/E 19:	20:	21:	22:-\$6	23:	
ML C-0	1B-0	2B-3	SS-3	3B-3	OF-0 DH-2
YR TM	AB	BA	OPS	R	HR RBI SB/CS BB/K
22 DET	73	.178	.523	8	1 6 0/1 6/22
23 A	222	.225	.779	40	12 51 12/4 37/73
24 DET	70	.172	.466	9	1 5 1

BABIP: .273 GB%: .35 FB%: .46 HR/FB: .18

Steven Kwan

Bats: L Age: 27

\$17

YR/C 19:	20:	21:	22:\$5	23:\$14	2024
YR/E 19:	20:	21:	22:\$32	23:\$19	Bid Price
ML C-0	1B-0	2B-0	SS-0	3B-0	OF-153 DH-3
YR TM	AB	BA	OPS	R	HR RBI SB/CS BB/K
22 CLE	563	.298	.814	89	6 52 19/5 62/60
23 CLE	638	.268	.718	93	5 54 21/3 70/75
24 CLE	536	.279	.743	80	6 48 18

After a year where his BA was 30 points above his expected batting average and another when his BA was 15 points below his xBA it feels like we’re circling around the type of hitter he is. He is selective and makes a lot of contact but doesn’t hit the ball hard. That makes his value very dependent on just how lucky he is.

Jake Lamb

Bats: L Age: 34

\$

YR/C 19:\$13	20:\$5	21:\$1	22:	23:\$1	
YR/E 19:-\$3	20:\$0	21:-\$3	22:-\$4	23:-\$4	
ML C-0	1B-16	2B-0	SS-0	3B-0	OF-0 DH-0
YR TM	AB	BA	OPS	R	HR RBI SB/CS BB/K
21 ---	144	.194	.674	25	7 19 0/0 22/51
22 ---	97	.216	.693	13	3 6 0/1 11/38
23 AAA	291	.289	.874	48	11 55 2/0 58/71
23 LAA	51	.216	.612	7	2 5 0/0 3/15
24 FA	67	.215	.659	9	2 7 0

BABIP: .349 GB%: .36 FB%: .34 HR/FB: .15

Shea Langeliers

Bats: R Age: 27

\$6

YR/C 19:	20:	21:	22:	23:\$6	2024
YR/E 19:	20:	21:	22:-\$3	23:\$4	Bid Price
ML C-1231B-0	2B-0	SS-0	3B-0	OF-0	DH-8
YR TM	AB	BA	OPS	R	HR RBI SB/CS BB/K
22 OAK	142	.218	.665	14	6 22 0/0 9/53
23 OAK	448	.205	.684	52	22 63 3/2 34/143
24 OAK	391	.219	.713	46	20 56 2

He showed a little underlying improvement over his rookie season, and with increased playing time swatted a nice lot of long balls. He swung and missed a lot, too, and so far at the major league level hasn’t been as able to draw walks as he did in Triple-A. Expect some more improvement in that direction, but it’s hard to imagine a helpful (and honestly earned) batting average going forward.

Wyatt Langford

Bats: R Age: 23

\$7

YR/C 19:	20:	21:	22:	23:	2024
YR/E 19:	20:	21:	22:	23:	Bid Price
MNC-0	1B-	2B-	SS-	3B-	OF-LF DH-
YR TM	AB	BA	OPS	R	HR RBI SB/CS BB/K
23 A+	161	.360	1.162	36	10 30 12/3 36/34
24 TEX	341	.271	.822	53	16 51 8

The No. 4 overall in 2023, he played at four levels last summer. He raked in all four albeit in small samples. Assuming he gets off to a quick start in Triple-A this year the only place left to get tested is Dallas. A strong and patient contact-making power hitter? What's not to like. **RANGERS**

Trevor Larnach

Bats: L				Age: 27			
YR/C 19:		20:	21:	22:\$3		23:\$1	
YR/E 19:		20:	21:\$1	22:-\$1		23:\$0	
ML C-0	1B-0	2B-0	SS-0	3B-0	OF-56	DH-3	
YR TM	AB	BA	OPS	R	HR	RBI	SB/CS BB/K
21	MIN	260	.223	.672	29	7	28 1/0 31/104
22	MIN	160	.231	.704	22	5	18 0/0 18/57
23	AAA	262	.271	.912	56	15	47 2/2 50/90
23	MIN	183	.213	.736	26	8	40 1/1 27/72
24	MIN	196	.223	.721	26	7	30 1

Moderate power with a heavily swing-and-miss accent and null defensive value means his playing time will be challenged. He walks enough and has enough power that he might get another chance, but he also has one option left, which might make him a better fit in Triple-A this year. A waiver wire target when he gets the call.

Tommy La Stella

Bats: L		Age: 35									
YR/C	19:	20:\$10	21:\$10	22:\$2	23:						
YR/E	19:\$10	20:\$18	21:\$2	22:-\$2	23:						
MLC	C-0	1B-0	2B-0	SS-0	3B-0	OF-0	DH-7				
YR	TM	AB	BA	OPS	R	HR	RFI	SB/CS	BB/K		
21	SFG	220	250	.710	26	7	27	0/0	18/26		
22	SFG	180	239	.641	17	2	14	0/0	11/30		
24	FA	114	243	.675	13	3	12	1			

Released in May and did not sign again.

Ramon Laureano

Bats: R		Age: 30				\$0			
YR/C	19:\$14	20:\$26	21:\$20	22:\$13	23:\$14	24	2024		
YR/E	19:\$12	20:\$12	21:\$11	22:\$6	23:\$4	Bid Price			
ML C-0	1B-0	2B-0	SS-0	3B-0	OF-97	DH-4			
YR TM	AB	BA	OPS	R	HR	RB	SB/CS	BB/K	
21 OAK	341	246	.760	43	14	39	12/5	27/98	
22 OAK	346	.211	.633	49	13	34	11/6	25/104	
23 - - -	361	.224	.678	46	9	35	12/1	33/114	
24 C1F	426	.277	.674	56	14	47	14		

Four years of a variety of injuries and mediocre hitting have dulled Laurean's shine, a lot. Which makes him a good fit for the middle of the Guardians lineup. Recent history says, "Don't pay for a rebound!"

Bryan Lavastida

Bats: R				Age: 26			
YR/C 19:	20:	21:	22:	23:			
YR/E 19:	20:	21:	22:	23:			
MN C-C	1B-	2B-	SS-	3B-	OF-	DH-	
YR TM	AB	BA	OPS	R	HR	RBI	SB/CS BB/K
23	AA	392	240	.728	63	12	70 16/5 56/85
BABIP:		272	GB%	.48	FB%	.33	HR/FB: 12

Jordan Lawlar

Bats: R		Age: 22							
YR/C 19:	20:	21:	22:	23:	2024				
YR/E 19:	20:	21:	22:	23:	Bid Price				
ML C-0	1B-0	2B-0	SS-13	3B-0	OF-0	DH-0			
YR TM	AB	BA	OPS	R	HR	RBI	SB/C	BB/K	
23 AA	417	.278	.882	95	20	67	36/5	56/101	
24 ARI	290	.240	.710	49	9	35	16		

The Diamondbacks called him up after just 80 plate appearances in Triple-A because he put up an OPS of 1.050 there, hitting five homers. In the majors in September he didn't hit and played infrequently down the stretch, ending up with a .335 OPS in 34

at-bats. He was the No. 6 overall in 2021 as a power-hitting and speedy shortstop with the defensive chops to stay there as he matured. He may not grow up to be a high-average guy but should walk enough and hit with enough power to be a big-league star, maybe as soon as this year. The chance that it's going to take another year, or even three months, should keep his price down until there is spring training news.

Charles Leblanc

Bats: R				Age: 28					
YR/C 19:		20:		21:		22:		23:	
YR/E 19:		20:		21:		22:\$2		23:	
MN C-0		1B-		2B-		SS-		3B-	
OF-								DH-	
YR	TM	AB	BA	OPS	R	HR	RBI	SB/CS	BB/K
22	MIA	156	263	.726	18	4	11	4/2	12/53
23	AAA	305	252	.807	49	12	34	4/1	61/96

BABIP: .330 GB%: .45 FB%: .29 HR/FB: .20

Brooks Lee

Bats: B		Age: 23							
YR/C 19:	20:	21:	22:	23:	2024				
YR/E 19:	20:	21:	22:	23:	Bid Price				
MN C-0	1B-	2B-	SS-SS	3B-	OF-	DH-			
YR TM	AB	BA	OPS	R	HR	RBI	SB/CB	BB/K	
23 AA	501	275	.813	83	16	84	7/4	56/91	
24 #REF!	114.250	.787	12	4	12	1			

Questions about his durability stalk him, but his solid discipline and judgment skills at the plate have him moving up on prospect lists. He didn't blow them away after promotion to Triple-A, where he's likely to start this season, but he's likely to see the majors at some point this season unless flops. He's solid across the board but without major homer and steals skills, limiting his fantasy upside.

Jung Hoo Lee

Bats: L			Age: 26			\$14		
YR/C 19:	20:	21:	22:	23:	2024			
YR/E 19:	20:	21:	22:	23:	Bid Price			
MN C-0	1B-	2B-	SS-	3B-	OF-OF	DH-		
YR TM	AB	BA	OPS	R	HR	RBI	SB/C BB/K	
24 SF	519	.287	.776	80	10	55	11	

He jumped from high school directly to the KBO and was the league MVP in 2022. His season ended early last year because of a broken ankle. In Korea, he has walked twice as much as he's struck out, which has been less than eight percent of the time in each season since he turned 20. As a teenager, he struck out 10.8 and 11.2 percent of the time. In his MVP season, he hit 23 homers so he's not without power. I'm jazzed about him as a high batting average on-base machine, who also has a little pop. Not a big fantasy star but a very solid contributor. GIANTS


Korey Lee

Bats: R		Age: 26							
YR/C 19:	20:	21:	22:	23:	24:				
YR/E 19:	20:	21:	22:	23:	\$9	Bid	Price		
ML C 23	1B-0	2B-0	SS-0	3B-0	OF-0	DH-1			
YR TM	AB	BA	OPS	R	HR	RBI	SB/C	BB/K	
23 AAA	334	278	.711	39	5	36	13/4	20/97	
23 CHW	65	.077	.281	4	1	3	0/0	5/20	
24 CWS	313	217	.572	36	8	36	3		

A defense-first catcher, he's had two short trials in the majors the last two years and hasn't hit a lick. Imagine a .323 OPS, if you can, in 96 plate appearances. Still, the White Sox traded for him last July and waived Seby Zavala, whose .622 OPS over 514 plate

appearances wasn't very good but towers above Lee so far, and Zavala was good defensively, too. Lee will surely do better going forward with the stick, he hit 25 homers in Triple-A in 2022, but will surely also be a batting average drain.

DJ LeMahieu

Bats: R				Age: 36									
YR/C		19:13		20:25		21:30		22:18		23:12		2024	
YR/E		19:36		20:25		21:30		22:16		23:17		Bid Price	
MLC-0	1B	56	2B	9	SS	0		3B	69	OF	0	DH-4	
YR	TM	AB	BA	OPS	R	HR	RBI	SB	C/S	BB/K			
21	NYY	597	.268	.711	84	10	571	4/2	32	73/94			
22	NYY	467	.261	.763	74	12	46	4/3	67/71				
23	NYY	497	.243	.721	55	15	44	2/2	60/125				
24	NYY	440	.254	.722	59	12	43	3					

His ability to make contact on strikes last year plummeted for some reason, and he struck out more and hit for the worst batting average of his career. He had a similar less-pronounced dip back in 2018, so maybe this isn't permanent, but back then he was an ace defender and he no longer is. Tread carefully, a rebound is not impossible but unlikely, leading to less playing time. He still has three years to go on his contract with the Yankees.

Sandy Leon

Bats: B				Age: 35			
YR/C	19:\$1	20:	21:	22:	23:		
YR/E	19:\$5	20:\$2	21:\$5	22:\$7	23:		
MLC	C-21	1B-0	2B-0	SS-0	3B-0	OF-0	DH-0
YR	TM	AB	BA	OPS	R	HR	RBI
21	MIA	202	.183	.504	15	4	14
22	- - -	71	.169	.539	6	0	4
24	FA	90	.189	.548	9	2	8
							1
							12/65
							0/0
							13/27

Josh Lester

Bats: L			Age: 30					
YR/C 19:		20:	21:	22:	23:			
YR/E 19:		20:	21:	22:	23:			
ML C 19:	1B-5	2B-0	SS-0	3B-1	OF-1	DH-2		
YR TM	AB	BA	OPS	R	HR	RBI	SB/CS	BB/K
23 AAA	432	.257	.789	62	23	87	2/0	31/122

BABIP: .302 GB%: .39 FB%: .40 HR/FB: .19

Kyle Lewis

Bats: R				Age: 29						
YR/C 19:		20:\$5		21:\$19		22:\$7		23:\$4		
YR/E 19:\$2		20:\$26		21:\$1		22:\$7		23:\$6		
MLC-0		1B-0	2B-0	SS-0	3B-0		OF-3	DH-11		
YR	TM	AB	BA	OPS	R	HR	RBI	SB/CS	BB/K	
21	SEA	130	.246	.726	15	5	11	2/0	16/37	
22	SEA	56	.143	.503	6	3	5	0/0	5/19	
23	AAA	248	.371	1.109	55	17	80	0/0	39/58	
23	ARI	51	.157	.459	2	1	2	0/0	3/21	
24	FA	90	.215	.654	11	3	10	0		

While he didn't hit in the majors he was productive in Triple-A, but the 2020 AL Rookie of the Year winner increasingly looks like a hot start in the COVID year that was left unexposed in a short season.

Royce Lewis

Bats: R				Age: 25							
YR/C 19:		20:		21:		22:		23:\$2		2024	
YR/E 19:		20:		21:		22:		23:\$14		Bid Price	
ML C-0		1B-0		2B-0		SS-1		3B-49		OF-0	
YR	TM	AB	BA	OPS	R	HR	RBI	SB/CS	BB/K		
23	MIN	217	.309	.921	36	15	52	6/1	20/55		
24	MIN	455	.288	.852	72	25	84	11			

Finally got healthy and had a heckuva August 15 to September 19, but then pulled a hamstring and had to DH during the playoffs. His history is so checkered there's a chance any bid is too much. Or a bargain.

Jordan Luplow																	
Bats: R				Age: 31													
YR/C 19:\$1			20:\$3		21:\$1		22:\$1		23:								
YR/E 19:\$7			20:\$0		21:-\$1		22:-\$2		23:-\$4								
ML C-0		1B-3		2B-0		SS-0		3B-0		OF-28		DH-5					
YR TM		AB		BA		OPS		R		HR		RBI	SB/CS	BB/K			
21		---		163		.202		.780		23		11		28	1/2	28/57	
22		ARI		205		.176		.593		26		11		28		5/1	25/60
23		AAA		194		.237		.777		29		8		34		2/1	28/39
23		---		77		.208		.647		11		2		5		2/0	12/27
24		FA		130		.210		.706		18		6		17		3	

An .833 OPS vs. lefties, .630 against righties in his career. Waiver fodder in all likelihood.

Gavin Lux											\$10
Bats: L			Age: 27								
YR/C 19:			20:\$15	21:\$14	22:\$11	23:\$4	2024				
YR/E 19:-\$3			20:-\$1	21:\$6	22:\$16	23:	Bid Price				
MN	C-0	1B-	2B-2B		SS-	3B-	OF-	DH-			
YR	TM	AB	BA	OPS	R	HR	RBI	SB/CS	BB/K		
21	LAD	335	.242	.692	49	7	46	4/1	41/83		
22	LAD	421	.276	.737	66	6	42	7/2	47/95		
24	LAD	400	.265	.748	57	9	50	6			

Tore his ACL and LCL in spring training and missed all of 2023. He was running and hitting some in August and is expected to be ready for Spring Training. Some caution is always advised for guys coming back from serious surgery, but he's young and chances are good he'll be good. The bigger issue is he has yet to show the power and speed that was expected. Might it come this year?

Manny Machado													\$22
Bats: R				Age: 32									
YR/C 19:\$33			20:\$29		21:\$32		22:\$31		23:\$35		2024		
YR/E 19:\$19			20:\$34		21:\$28		22:\$38		23:\$20		Bid Price		
ML C-0		1B-0		2B-0		SS-0		3B-105		OF-0		DH-33	
YR TM		AB		BA		OPS		R		HR		RBI SB/CS BB/K	
21		SDP		564		.278		.836		92		28 106 12/3 63/102	
22		SDP		578		.298		.870		100		32 102 9/1 63/133	
23		SDP		543		.258		.792		75		30 91 3/2 50/109	
24		SD		520		.274		.839		80		28 91 6	

Missed three weeks in May/June with a fracture in his hand, missed time in August with a knee sprain, and was relegated to DH in September with an elbow sprain that required surgery the day after the season ended. Recovery time is 4-6 months, so he could miss spring training. The question is whether the injuries are a harbinger of more injuries as he grows older or just last year's freak occurrences. It's encouraging that he reached 600 plate appearances even so.

Nick Madrigal											\$1
Bats: R			Age: 27								
YR/C 19:		20:\$11		21:\$15		22:\$8		23:\$1		2024	
YR/E 19:		20:\$5		21:\$5		22:\$0		23:\$5		Bid Price	
ML C-0		1B-0		2B-14		SS-0		3B-72		OF-0 DH-5	
YR TM		AB		BA		OPS		R		HR RBI SB/CS BB/K	
21 CHW		200		.305		.774		30		2 21 1/2 11/17	
22 CHC		209		.249		.629		19 0		7 3/1 14/27	
23 CHC		270		.263		.658		34 2		28 10/2 10/24	
24 CHC		301		.273		.663		36 2		28 8	

Nobody puts more balls in play (11.6 percent BB+KK%).

Bligh Madris												
Bats: L				Age: 28								
YR/C 19:			20:	21:	22:	23:						
YR/E 19:			20:	21:	22:-\$6		23:					
ML C-0		1B-2	2B-0	SS-0	3B-0		OF-1	DH-3				
YR TM	AB	BA	OPS	R	HR	RBI	SB/CS	BB/K				
22	PIT	113	.177	.508	10	1	7	2/1	10/31			
23	AAA	378	.235	.772	61	15	53	12/6	67/115			
BABIP: .291			GB%: .39			FB%: .39			HR/FB: .15			

Luke Maile												
Bats: R				Age: 33								
YR/C 19:				20:	21:#N/A				22:			
23:												
YR/E 19:-\$7				20:	21:	22:-\$3			23:\$0			
ML C-71		1B-0	2B-0		SS-0		3B-0		OF-0		DH-1	
YR	TM	AB	BA	OPS		R	HR	RBI	SB/CS	BB/K		
22	CLE	181	.221	.644		19	3	17	0/0	19/54		
23	CIN	179	.235	.698		17	6	25	2/1	14/49		
24	CIN	201	.232	.665		22	5	24	2			

Martin Maldonado												
Bats: R				Age: 38								
YR/C		19:\$2		20:\$2		21:\$3		22:\$1		23:\$1		
YR/E		19:-\$1		20:\$10		21:-\$3		22:-\$1		23:-\$4		
ML C-116		1B-0		2B-0		SS-0		3B-0		OF-0		DH-0
YR	TM	AB	BA	OPS	R	HR	RBI	SB/CS	BB/K			
21	HOU	373	.172	.573	40	12	36	0/0	47/127			
22	HOU	344	.186	.570	40	15	45	0/0	22/116			
23	HOU	362	.191	.599	33	15	36	0/0	30/139			
24	FA	273	.190	.600	29	11	30	0				

The White Sox signed him for real money. He's old and he hasn't hit .200 in a full season since 2019.

Trey Mancini													\$3				
Bats: R				Age: 32													
YR/C 19:\$13		20:\$11		21:\$17		22:\$16		23:\$11		2024							
YR/E 19:\$28		20:		21:\$17		22:\$12		23:\$0		Bid Price							
ML C-0		1B-51		2B-0		SS-0		3B-0		OF-5		DH-22					
YR TM		AB		BA		OPS		R		HR		RBI		SB/CS		BB/K	
21		BAL		556		.255		.758		77		21		71		0/0 51/143	
22		---		519		.239		.745		56		18		63		0/0 53/135	
23		CHC		235		.234		.644		31		4		28		0/0 21/78	
24		FA		317		.242		.701		39		10		39		0	

Post cancer rebound with Baltimore in 2021 seemed to suggest he was back, but the last two years he just hasn't hit enough since the 2022 trade to Houston to warrant playing time. A bounce back is not impossible.

Kyle Manzardo											\$8
Bats: L			Age: 24								
YR/C 19:		20:	21:	22:	23:	2024					
YR/E 19:		20:	21:	22:	23:	Bid Price					
MN C-0		1B-1B	2B-	SS-	3B-	OF-	DH-				
YR	TM	AB	BA	OPS	R	HR	RBI	SB/CS	BB/K		
23	AAA	351	.236	.819	50	17	55	1/1	55/80		
24	CLE	397	.240	.758	60	16	63	1			

He landed in the Cleveland organization from Tampa last summer, in the Aaron Civale deal, and he's expected to be a big leaguer this year, pumping up the Guardians' weak offense. What I saw in the AFL was a guy who could not get around on high heat. He's a big solid guy but hard fastball after hard fastball he fouled off just a little late, and these were not Joao Duran heaters. I made a note about this and was gratified to learn later that he hit .167 against high fastballs last year. That doesn't sound promising, but I'm told that he's also recovering from a shoulder injury and it's possible that's part of the problem. We'll see. He was named the first baseman on the All-AFL First Team, but I'm not excited. GUARDIANS

Tucupita Marcانو												
Bats: L				Age: 25								
YR/C 19:		20:		21:		22:		23:				
YR/E 19:		20:		21:		22:-\$4		23:-\$1				
ML C-0		1B-0		2B-18		SS-58		3B-1		OF-0		DH-1
YR	TM	AB	BA	OPS	R	HR	RBI	SB/CS	BB/K			
22	PIT	160	.206	.549	18	2	13	2/1	10/44			
23	PIT	202	.233	.638	16	3	18	5/2	10/35			
24	SD	94	.224	.604	9	1	8	2				

Player Name

Ketel Marte

Bats: B Age: 31

\$19

YR/C 19:	\$13	20:\$27	21:\$23	22:\$24	23:\$15	2024
YR/E 19:	\$38	20:\$11	21:\$17	22:\$12	23:\$25	Bid Price
ML C-0	1B-0	2B-145	SS-1	3B-0	OF-2	DH-5
YR TM	AB	BA	OPS	R	HR	RBI SB/CS BB/K
21 ARI	340	.318	.909	52	14	50 2/0 31/60
22 ARI	492	.240	.675	68	12	52 5/1 55/101
23 ARI	569	.276	.851	94	25	82 8/2 71/109
24 ARI	533	.272	.821	83	20	72 6

After a couple of down years plagued with hamstring issues, Marte stayed healthy and regained much of the productivity he showed in his career year in 2019. He did post his lowest contact number in his career for the second year in a row and his Sprint Speed is down from a high of 95th percentile (2017) to 56th, though that is bump up from 44th and 41st the last two years. He’s a solid middle-of-the-road contributor at second base when healthy.

Noelvi Marte

Bats: R Age: 23

\$15

YR/C 19:	20:	21:	22:	23:	2024
YR/E 19:	20:	21:	22:	23:\$3	Bid Price
ML C-0	1B-0	2B-1	SS-4	3B-30	OF-0 DH-2
YR TM	AB	BA	OPS	R	HR RBI SB/CS BB/K
23 AA	348	.279	.825	69	11 45 18/4 43/70
23 CIN	114	.316	.822	15	3 15 6/2 8/25
24 CIN	496	.284	.791	72	16 69 23

I saw Marte in Arizona in 2022 and he looked terrible, but the scouts all said he was tired and they projected him to be a big-league star. A year later and three stints spread between Double-A (222 PA), Triple-A (167 PA), and the majors (123 PA, so ROY eligible in 2024) and I’m going to go along with the scouts. Provisionally, because while he hit the ball hard in the majors and had an okay percentage of barrels, he hit more than twice as many grounders as fly balls. Still, he hit them hard enough that this xBA was .296, which is not too shabby, and with a Sprint Speed in the top 10 percent of major leaguers, he’s going to put pressure on defenses. But, he happened to be solid against the hard stuff and struggled a bit against offspeed and breaking pitches. Which means pitchers are going to lean that way and he’s going to have to adjust. I’m not saying he won’t, but there is the possibility he won’t, which should serve as a coolant heading into this year, along with the fact that it’s hard to hit grounders for homers. But a speedy contact-heavy third baseman has great value, even if the homers don’t come in bunches at first.

Starling Marte

Bats: R Age: 36

\$14

YR/C 19:	\$31	20:\$33	21:\$28	22:\$31	23:\$22	2024
YR/E 19:	\$31	20:\$26	21:\$37	22:\$28	23:\$8	Bid Price
ML C-0	1B-0	2B-0	SS-0	3B-0	OF-85	DH-0
YR TM	AB	BA	OPS	R	HR	RBI SB/CS BB/K
21 - - -	467	.310	.840	89	12 55 47/5 43/99	
22 NYM	466	.292	.810	76	16 63 18/9 26/97	
23 NYM	315	.248	.623	38	5 28 24/4 16/69	
24 NYM	458	.274	.723	67	12 53 30	

Season ended in July essentially with a strained groin. He’s expected to be fine for Spring Training. He showed good speed last year before the injury, but be careful with aging speedsters.

Richie Martin Jr.

Bats: R Age: 30

\$18

YR/C 19:	20:\$1	21:	22:	23:		
YR/E 19:	\$0	20:	21:~\$4	22:	23:	
MN C-0	1B-	2B-	SS-	3B-	OF-	DH-
YR TM	AB	BA	OPS	R	HR	RBI SB/CS BB/K
21 BAL	98	.235	.552	9	1	8 0/2 4/28
23 AAA	360	.217	.646	55	3	36 29/6 49/103

BABIP: .293 GB%: .46 FB%: .31 HR/FB: .04

Austin Martin

Bats: R Age: 25

\$18

YR/C 19:	20:	21:	22:	23:		
YR/E 19:	20:	21:	22:	23:		
MN C-0	1B-	2B-	SS-	3B-	OF-LF	DH-
YR TM	AB	BA	OPS	R	HR	RBI SB/CS BB/K
23 A	231	.260	.788	35	7	30 19/4 39/46

BABIP: .293 GB%: .42 FB%: .30 HR/FB: .13 TWINS

Angel Martinez

Bats: B Age: 22

\$18

YR/C 19:	20:	21:	22:	23:		
YR/E 19:	20:	21:	22:	23:		
MN C-0	1B-	2B-	SS-SS	3B-	OF-	DH-
YR TM	AB	BA	OPS	R	HR	RBI SB/CS BB/K
23 AA	525	.251	.721	72	14	79 11/3 47/119

BABIP: .297 GB%: .38 FB%: .43 HR/FB: .08 GUARDIANS

J.D. Martinez

Bats: R Age: 37

\$18

YR/C 19:	\$37	20:\$31	21:\$22	22:\$24	23:\$15	2024
YR/E 19:	\$31	20:\$12	21:\$26	22:\$21	23:\$22	Bid Price
ML C-0	1B-0	2B-0	SS-0	3B-0	OF-3	DH-110
YR TM	AB	BA	OPS	R	HR	RBI SB/CS BB/K
21 BOS	570	.286	.866	92	28	99 0/0 55/150
22 BOS	533	.274	.788	76	16	62 0/0 52/145
23 LAD	432	.271	.910	61	33	103 1/0 34/149
24 FA	478	.269	.842	68	25	84 1

We expected him to lose playing time as his power declined, but apart from a back injury early in the season and hamstring troubles in August he played the consummate slugger, launching the ball higher and harder than ever before. With advancing age these injuries are increasingly likely, so Martinez should be fairly cheap and fairly risky for 2024.

J.P. Martinez

Bats: L Age: 28

\$18

YR/C 19:	20:	21:	22:	23:		
YR/E 19:	20:	21:	22:	23:		
ML C-0	1B-0	2B-0	SS-0	3B-0	OF-10	DH-3
YR TM	AB	BA	OPS	R	HR	RBI SB/CS BB/K
23 A+	303	.297	.967	58	14	60 41/4 63/85

BABIP: .369 GB%: .37 FB%: .36 HR/FB: .18

Orelvis Martinez

Bats: R Age: 23

\$18

YR/C 19:	20:	21:	22:	23:		
YR/E 19:	20:	21:	22:	23:		
MN C-0	1B-	2B-	SS-	3B-3B	OF-	DH-
YR TM	AB	BA	OPS	R	HR	RBI SB/CS BB/K
23 AA	448	.243	.851	70	28	94 2/0 67/126

You have to like the power last year, and the year before, and the year before that. The question is where he’ll play. Lately he’s seems to settle at second base, but if he doesn’t advance to the big club this year it’s likely because they’re working on defensive issues. BLUE JAYS

Nick Martini

Bats: L Age: 34

\$4

YR/C 19:	20:	21:	22:	23:		
YR/E 19:?	20:	21:	22:	23:~\$1		
ML C-0	1B-4	2B-0	SS-0	3B-0	OF-16	DH-10
YR TM	AB	BA	OPS	R	HR	RBI SB/CS BB/K
23 AAA	345	.275	.882	64	15	65 0/1 60/87
23 CIN	72	.264	.912	10	6	16 0/0 5/15
24 CIN	112	.237	.741	16	5	18 0

Classic case of aging player getting more aggressive and adding power at the expense of selectivity.

Michael Massey

Bats: L Age: 26

\$4

YR/C 19:	20:	21:	22:	23:\$5	2024	
YR/E 19:	20:	21:	22:\$0	23:\$5	Bid Price	
ML C-0	1B-0	2B-118	SS-0	3B-0	OF-0	DH-9
YR TM	AB	BA	OPS	R	HR	RBI SB/CS BB/K
22 KCR	173	.243	.675	16	4	17 3/0 9/46
23 KCR	428	.229	.663	42	15	55 6/2 24/99
24 KC	464	.244	.686	53	15	61 7

He’s terrible against lefties but has some power against righties and is decent at second base, so he’ll get the strong side of the platoon at bats for the Royals. Expect a weak batting average and on base percentage, but a little homer power and 400 or so plate appearances isn’t nothing. And maybe he’ll improve a bit, he had good BAs in the high minors.

Miles Mastrobuoni

Bats: L Age: 29

\$5

YR/C 19:	20:	21:	22:	23:\$1		
YR/E 19:	20:	21:	22:	23:\$1		
ML C-0	1B-0	2B-7	SS-4	3B-29	OF-7	DH-6
YR TM	AB	BA	OPS	R	HR	RBI SB/CS BB/K
23 AAA	129	.295	.921	35	2	14 9/0 36/39
23 CHC	133	.241	.603	24	1	5 13/1 13/32
24 CHC	90	.250	.659	14	1	5 7

Contact hitting utilityman has enough speed to be helpful if he plays enough, but so far looks better fantasywise as a fill-in player in NL only leagues.

Jorge Mateo

Bats: R Age: 29

\$5

YR/C 19:	20:	21:	22:\$4	23:\$12	2024	
YR/E 19:	20:~\$5	21:\$3	22:\$17	23:\$8	Bid Price	
ML C-0	1B-0	2B-0	SS-1103	3B-0	OF-4	DH-2
YR TM	AB	BA	OPS	R	HR	RBI SB/CS BB/K
21 - - -	194	.247	.668	19	4	14 10/3 9/55
22 BAL	494	.221	.647	63	13	50 35/9 27/147
23 BAL	318	.217	.611	58	7	34 32/5 22/82
24 BAL	188	.226	.643	27	5	19 15

He’s fast, plays decent defense, and surprised us in 2022, but after a quick start last year his limitations came to the fore and his playing time was substantially reduced. He just doesn’t hit enough to play regularly on a contending team. If he gets the playing time he’ll steal a lot of bases and should not be ignored, but he’ll do it with a power hitter’s woeful batting average.

Mark Mathias

Bats: R Age: 30

\$5

YR/C 19:	20:	21:	22:	23:		
YR/E 19:	20:~\$4	21:	22:~\$1	23:~\$4		
ML C-0	1B-0	2B-20	SS-0	3B-0	OF-2	DH-2
YR TM	AB	BA	OPS	R	HR	RBI SB/CS BB/K
22 - - -	81	.247	.835	13	6	20 3/0 9/30
23 AAA	168	.292	.827	26	4	20 4/2 30/50
23 - - -	62	.226	.591	6	0	6 3/0 10/15

BABIP: .385 GB%: .43 FB%: .32 HR/FB: .11

J.J. Matijevic

Bats: L				Age: 29			
YR/C 19:	20:	21:	22:	23:			
YR/E 19:	20:	21:	22:	23:			
MN C-0	1B-	2B-	SS-	3B-	OF-	DH-	
YR TM	AB	BA	OPS	R	HR	RBI	SB/CS BB/K
22 HOU	67	.209	.552	7	2	5	1/0 2/25
23 AAA	435	.244	.777	66	16	76	8/1 54/122

BABIP: .300 GB%: .40 FB%: .34 HR/FB: .15

Nick Maton

Bats: L				Age: 27						
YR/C 19:		20:	21:	22:		23:\$				
YR/E 19:		20:	21:-\$1	22:-\$2	23:-\$5					
ML C-0	1B-0	2B-30	SS-4	3B-53	OF-0	DH-13				
YR TM	AB	BA	OPS	R	HR	RBI	SB/CS	BB/K		
21 PHI	117	.256	.705	16	2	14	2/0	10/39		
22 PHI	72	.250	.894	13	5	17	0/0	10/29		
23 AAA	140	.293	.886	32	3	27	3/1	27/37		
23 DET	249	.173	.599	29	8	32	1/2	38/73		
24 DET	152	.203	.659	19	5	21	1			

BABIP: .369 GB%: .30 FB%: .44 HR/FB: .07

Luis Matos

Bats: R		Age: 22				\$7	
YR/C 19:	20:	21:	22:	23:	2024		
YR/E 19:	20:	21:	22:	23:\$0	Bid Price		
ML C-0	1B-0	2B-0	SS-0	3B-0	OF-73	DH-2	
YR TM	AB	BA	OPS	R	HR	RBI SB/C BB/K	
23 AA	254	.331	.943	41	12	38 15/5 28/23	
23 SFG	228	.250	.658	24	2	14 3/0 20/33	
24 SF	344	.265	.719	45	7	38 9	

The Giants top prospect going into last year put the ball in play but just wasn't all that productive last year. He's just 22 this year so there is potential development coming, but he looks like a bat control guy without much power or speed, best for BA leagues, ideally NL Only.

Ronny Mauricio

Bats: B		Age: 23						
YR/C 19:	20:	21:	22:	23:				
YR/E 19:	20:	21:	22:	23:-\$1				
ML C-0	1B-0	2B-21	SS-2	3B-5	OF-0	DH-0		
YR TM	AB	BA	OPS	R	HR	RBI	SB/CB	BB/K
23 AAA	490	.292	.854	76	23	71	24/7	35/97
23 NYM	101	.248	.643	11	2	9	7/0	7/31
24 NYM	258	.252	.704	31	9	31	12	

He tore his ACL while playing in the Dominican Winter League. After January surgery he's expected to be out until August or so. He's big and strong and the Mets have a shortstop, so he played second base for the most part when they called him up last September. In 108 plate appearances in the majors he didn't show the 20 homer power he's shown in the minors the previous three years, but his weak walk rate didn't deteriorate. Alas, he did strike out a lot more. If you've seen him play in the minors you have seen him look powerful, athletic, and electric at times, and kind of weasly and unfocussed at others. I didn't see him with the Mets last year, but his best hope is to mature and build off the Dominican Winter League MVP award he won before the 2023 season. Consider him high variance, a potential star who might end up hanging on as a utility guy.

Marcelo Mayer

Bats: L		Age: 22									
YR/C 19:		20:		21:		22:		23:			
YR/E 19:		20:		21:		22:		23:			
MN C-0		1B-		2B-		SS-SS		3B-		OF- DH-	
YR TM	AB	BA	OPS	R	HR	RBI	SB/CS	BB/K			
23 A+	314	236	.752	43	13	54	9/5	32/86			

Struggled in Double-A after promotion in June, but still projects as a power-speed infielder who might stick at short, but might need to be moved off. Someone to scout with an eye toward next year. RED SOX

Coby Mayo

Bats: R		Age: 23									
YR/C 19:		20:		21:		22:		23:			
YR/E 19:		20:		21:		22:		23:			
MN C-0	1B-	2B-	SS-	3B-	OF-RF DH-						
YR TM	AB	BA	OPS	R	HR	RBI	SB/CS	BB/K			
23 AA	504	.290	.980	84	29	99	5/1	93/148			

Split 2023 between Double-A and Triple-A and hit at both levels. He hit for power, too. He's very selective and for a power hitter makes good contact. He made 43 errors at third base last year, for a .908 fielding percentage. That isn't good and the Orioles had him playing first base, too. Defense matters, but if he hits at Triple-A to start the season the way it looks he might he'll push his way into the big leagues.

ORIOLES

Nomar Mazara

Bats: L				Age: 29			
YR/C	19:\$18	20:\$14	21:\$6	22:	23:		
YR/E	19:\$14	20:\$3	21:\$.3	22:\$.0	23:		
MN	C-0	1B-	2B-	SS-	3B-	OF-	DH-
YR	TM	AB	BA	OPS	R	HR	SB/C% BB/K
21	DET	165	.212	.597	12	3	19 0/0 15/45
22	ADP	159	.264	.688	16	2	18 0/0 10/40
23	SAA	173	.266	.785	26	5	22 0/1 27/40

BABIP: .313 GB%: .51 FB%: .32 HR/FB: .12

James McCann

Bats: R		Age: 34				2024				
YR/C	19:12	20:\$4	21:\$9	22:\$6	23:\$1	Price				
ML	C-59	1B-2	2B-0	SS-0	3B-0	OF-0	DH-7			
YR	TM	AB	BA	OPS	R	HR	RBI	SB	CS	BB/K
21	NYM	375	232	.643	29	10	46	1/2	32	11/15
22	NYM	174	.195	.569	19	3	18	3/0		11/46
23	BAL	207	.222	.651	25	6	26	3/1		9/57
24	BAL	186	.222	.624	20	5	22	2		

Contact skills have eroded, but with solid defense and playing time he might still be a better than replacement catcher.

Jake McCarthy

Bats: L			Age: 27						\$0		
YR/C 19:	20:	21:	22:\$1	23:\$21	2024						
YR/E 19:	20:	21:-\$4	22:\$19	23:\$6	Bid Price						
ML C-0	1B-0	2B-0	SS-0	3B-0	OF-93	DH-1					
YR TM	AB	BA	OPS	R	HR	RBI	SB/CS	BB/K			
21 ARI	59	.220	.701	11	2	4	3/2	8/23			
22 ARI	321	.283	.762	53	8	43	23/3	23/76			
23 AAA	197	.360	1.024	42	9	36	15/4	17/29			
23 ARI	276	.243	.643	37	2	16	26/4	26/62			
24 ARI	294	.258	.697	42	5	29	23				

In 2022, his rookie season, he hit the ball hard enough and to the right spots to put up a surprisingly solid batting average. Last year he didn't hit the ball as hard and didn't end up with an elevated BABIP and his average fell to a better indicative level, similar to his 2022 xBA. A .250 hitter with speed and stolen base smarts can have value, but McCarthy's defensive deficiencies (average range, weak arm) hurt his opportunities for regular play last year and are likely to this year as well.

Chas McCormick

Bats: R				Age: 29				\$14			
YR/C 19:		20:		21:		22:\$3		23:\$5		24	
YR/E 19:		20:		21:\$8		22:\$9		23:\$21		Bid Price	
ML C-0		1B-0		2B-0		SS-0		3B-0		OF-111 DH-4	
YR	TM	AB	BA	OPS	R	HR	RBI	SB	CS	BB/K	
21	HOU	284	.257	.766	47	14	50	4/2	25	104	
22	HOU	359	.245	.753	47	14	44	4/3	46	106	
23	HOU	403	.273	.846	59	22	70	19	6	40	117
24	HOU	444	.259	.785	63	21	68	14			

Weak enough against righties that 400 at bats is not guaranteed, but he hits them enough and plays good enough defense that a repeat of his '23 is possible. That's a valuable power/speed combo to the extent he gets at bats.

Mason McCoy

Bats: R		Age: 29							
YR/C 19:		20:		21:		22:		23:	
YR/E 19:		20:		21:		22:		23:	
ML C-0	1B-0	2B-0	SS-6	3B-0	OF-0	DH-0			
YR TM	AB	BA	OPS	R	HR	RBI	SB/CS	BB/K	
23 AAA	417	.221	.702	68	12	65	25/2	59/146	

BABIP: .303 GB%: .39 FB%: .39 HR/FB: .11

Andrew McCutchen

Bats: R			Age: 38				\$4		
YR/C	19:\$20	20:\$15	21:\$17	22:\$10	23:\$8	2024			
YR/E	19:\$30	20:\$22	21:\$13	22:\$14	23:\$11	Bid Price			
MLC-0	1B-0	2B-0	SS-0	3B-0	OF-8	DH-98			
YR TM	AB	BA	OPS	R	HR	RBI	SB/C5	BB/K	
21 PHI	482	.222	.778	78	27	80	6/1	81/132	
22 MIL	515	.237	.724	66	17	69	8/6	57/124	
23 PIT	390	.256	.784	55	12	43	11/3	75/100	
24 PIT	451	.242	.752	64	16	59	9		

Given his age and the partial Achilles' heel tear that ended his season last year, coming back seemed unlikely, but the Pirates have signed him on for another year. He was still effective last year, but the injury risk this year is sky high. Maybe the DH role will protect him, but for me he's an endgame fill in and potentially profitable.

Reese McGuire

Bats: L				Age: 29					
YR/C 19:	20:\$3	21:	22:	23:\$3					
YR/E 19:0	20:-\$7	21:\$0	22:\$4	23:\$0					
MLC-62	1B-0	2B-0	SS-0	3B-0	OF-0	DH-1			
YR	TM	AB	BA	OPS	R	HR	RBI	SB/C	BB/K
21	TOR	198	.253	.652	22	1	10	0/0	15/44
22	- - -	249	.269	.703	25	3	22	1/0	12/56
23	BOS	187	.267	.664	15	1	16	2/1	11/53
24	BOS	257	.261	.671	25	3	22	2	

Ryan McKenna

Bats: R				Age: 27					
YR/C 19:	20:	21:	22:	23:\$4					
YR/E 19:	20:	21:-\$2	22:-\$1	23:\$1					
ML C-0	1B-0	2B-0	SS-0	3B-0	OF-87	DH-1			
YR	TM	AB	BA	OPS	R	HR	RBI	SB/CS	BB/K
21	BAL	169	.183	.556	20	2	14	1/0	24/74
22	BAL	156	.237	.647	23	2	11	2/1	11/55
23	BAL	122	.254	.684	23	2	18	5/0	9/40
24	BAL	91	.230	.621	14	1	10	2	

The difference this year is that he's out of options, so he stands a good chance of being the Orioles fourth or fifth outfielder, depending on how you count. He hasn't shown enough with the bat to inspire confidence, but he's fast enough to steal bases to the extent he plays.

Player Name

Billy McKinney

Bats: L			Age: 30				
YR/C	19:\$2	20:	21:	22:\$1	23:		
YR/E	19:-\$1	20:-\$6	21:-\$1	22:-\$8	23:-\$1		
ML C-0	1B-1	2B-0	SS-0	3B-0	OF-41	DH-0	
YR TM	AB	BA	OPS	R	HR	RBI	SB/CS BB/K
21	---	265	.192	.638	32	9	27 2/0 32/79
22	OAK	52	.096	#N/A	3	1	4 0/0 4/16
23	AAA	135	.274	.899	20	9	25 3/1 22/32
23	NYT	128	.227	.733	19	6	14 1/0 17/39
24	PIT	89	.202	.659	11	4	9 1

Traded to the Pirates in the offseason. If he plays more he might have a little bit of value.

Zach McKinstry

Bats: L			Age: 29					
YR/C 19:	20:	21:	22:	23:\$1	2024			
YR/E 19:	20:-\$6	21:-\$2	22:-\$1	23:\$6	Bid Price			
ML C-0	1B-0	2B-48	SS-23	3B-52	OF-56	DH-2		
YR TM	AB	BA	OPS	R	HR	RBI	SB/CS BB/K	
21 LAD	158	.215	.667	19	7	29	1/1 10/50	
22 - - -	166	.199	.602	21	5	14	7/0 16/52	
23 DET	464	.231	.658	60	9	35	16/6 44/113	
24 DET	363	.229	.664	46	9	34	12	

His value is going to come if he can get 400 at bats again, because he's got a little power and a little speed but only hit .230 against right-handed pitching last year and has a career .221 mark. But defensive flexibility counts, so he might play a similar role this year.

Matt McLain

Bats: R		Age: 25				2024		
YR/C	19:	20:	21:	22:	23:	2024		
YR/E	19:	20:	21:	22:	23:\$19	Bid Price		
ML C-0	1B-0	2B-37	SS-53	3B-0	OF-0	DH-4		
YR TM	AB	BA	OPS	R	HR	RBI	SB/CS	BB/K
23 AAA	144	.340	1.160	30	12	40	10/5	30/37
23 CIN	365	.290	.864	65	16	50	14/5	31/115
24 CIN	532	.277	.839	93	24	78	23	

His hot Triple-A start last year coupled with scant production from their shortstops led the Reds to promote him last May, and he just hit from the get go. He did sprain his shoulder in August and aggravated it again during rehab in late September, ending his season early, but his very productive middle of the season was a revelation and helped propel the Reds into the playoff picture. He was a first-round pick in 2021 because of his college power and speed, which he ably demonstrated when healthy last summer. The big question then was his control over the strike zone and ability to make contact, which despite his success last year might be a problem going forward. His Statcast xBA was .250, a more likely number going forward than last year's inflated one, and caution is advised as big league pitchers develop a better book on him. His skills look more like those of a solid everyday starter than a fantasy star.

Ryan McMahon

Bats: L				Age: 30				\$11					
YR/C		19:\$4		20:\$15		21:\$13		22:\$20		23:\$13		2024	
YR/E		19:\$14		20:\$11		21:\$19		22:\$17		23:\$13		Bid Price	
ML C-0		1B-0		2B-22		SS-0		3B-130		OF-0		DH-3	
YR	TM	AB	BA	OPS	R	HR	RBI	SB/CS	BB/K				
21	COL	528	.254	.779	80	23	86	6/2	59/147				
22	COL	529	.246	.730	67	20	67	7/3	60/158				
23	COL	555	.240	.758	80	23	70	5/5	68/198				
24	COL	533	.244	.758	74	22	72	6					

Earnings trending down, strikeouts trending up. Really struggled against lefties and was being platooned later in the year. Plus, terrible once again on the road.

Jeff McNeil

Bats: L				Age: 32		\$15	
YR/C	19:\$8	20:\$24	21:\$20	22:\$9	23:\$15	2024	
YR/E	19:\$28	20:\$15	21:\$8	22:\$32	23:\$16	Bid Price	
ML C-0	1B-1	2B-107	SS-1	3B-0	OF-68	DH-0	
YR TM	AB	BA	OPS	R	HR	RBI	SB/CS BB/K
21	NYM	386	.251	.679	48	7	35 3/0 29/58
22	NYM	533	.326	.882	73	9	62 4/0 40/61
23	NYM	585	.270	.714	75	10	55 10/0 39/65
24	NYM	547	.286	.738	72	10	58 7

The difference between 2022's batting championship and last year was .065 points of BABIP luck, gone. He's circling around that .298 career batting average. That seems about right.

Curtis Mead

Bats: R		Age: 24				\$7	
YR/C	19:	20:	21:	22:	23:\$1	2024	
YR/E	19:	20:	21:	22:	23:-\$3	Bid Price	
ML C-0	1B-0	2B-4	SS-1	3B-19	OF-0	DH-1	
YR TM	AB	BA	OPS	R	HR	RBI	SB/CS BB/K
23 AAA	247	.287	.899	41	9	49	4/2 36/49
23 TBR	83	.253	.675	12	1	5	0/0 7/21
24 TB	180	.286	.824	28	6	26	3

A solid Triple-A season last year was interrupted by the IL after being plunked on his wrist by a pitch in the minors, costing him a bit more than a month, and an August tour in the majors. He returned to the majors after the minor league season ended, and in total held on but didn't show the productive bat he did down on the farm. He fits with the Rays because he's defensively flexible, makes contact, and has shown good strike zone judgment and discipline in the minors, and he hits with power. How much he will actually play this year is a little up in the air, and his likely limited stolen base production caps his value even if he does. Ideally, pay a modest price on AL Only and be a little surprised if he gets the at bats.

Austin Meadows

Bats: L		Age: 29						
YR/C	19:\$15	20:\$29	21:\$25	22:\$19	23:\$9			
YR/E	19:\$28	20:\$7	21:\$15	22:-\$3	23:			
ML C-0	1B-0	2B-0	SS-0	3B-0	OF-6	DH-0		
YR TM	AB	BA	OPS	R	HR	RBI	SB/CS	BB/K
21 TBR	518	.234	.772	79	27	106	4/3	59/122
22 DET	128	.250	.689	9	0	11	0/1	16/17
24 FA	178	.251	.762	24	7	27	1	

Mental health issues have derailed him the past two years and we have no idea whether he's going to try again. This \$1 bid is a reminder that if he does he should be worth quite a bit more than \$1.

Parker Meadows

Bats: L		Age: 25				\$10	
YR/C 19:	20:	21:	22:	23:	2024		
YR/E 19:	20:	21:	22:	23:\$0	Bid Price		
ML C-0	1B-0	2B-0	SS-0	3B-0	OF-36	DH-1	
YR TM	AB	BA	OPS	R	HR	RBI	SB/CS BB/K
23 AAA	449	.256	.826	78	19	65	19/2 57/123
23 DET	125	.232	.706	19	3	13	8/1 17/37
24 DET	444	.231	.696	64	13	47	18

The fundamentals are there. Hits for power, is fast, plays good defense, knows the strike zone. He's even improving making contact, with last year's xBA of .248 more representative of his skills than the .232 he posted. More likely a steals guy now than a homer threat, more power is there to be tapped in his big strong body. .

\$13

\$7

\$10

Wade Meckler

Bats: L		Age: 24				
YR/C 19:	20:	21:	22:	23:		
YR/E 19:	20:	21:	22:	23:-\$4		
ML C-0	1B-0	2B-0	SS-0	3B-0	OF-19	DH-0
YR TM	AB	BA	OPS	R	HR	RBI SB/CS BB/K
23 A+	310	.371	.970	62	6	50 13/4 49/58
23 SFG	56	.232	.578	6	0	4 0/0 6/25
24 SF	67	.262	.705	8	1	6 1

BABIP: .440 GB%: .41 FB%: .26 HR/FB: .09

Francisco Mejia

Bats: B			Age: 29			
YR/C	19:\$6	20:\$7	21:\$4	22:\$4	23:\$3	
YR/E	19:\$3	20:-\$6	21:\$3	22:\$3	23:-\$1	
ML C-50	1B-0	2B-0	SS-0	3B-0	OF-0	DH-0
YR TM	AB	BA	OPS	R	HR	RBI SB/CS BB/K
21	TBR	250	.260	.737	31	6 35 0/0 17/49
22	TBR	289	.242	.627	32	6 31 0/0 7/65
23	TBR	150	.227	.669	22	5 19 0/1 6/38
24	FA	260	.245	.684	32	7 32 0

Signed with the Angels to a minor-league contract, it's possible he'll be one of the 24 best catchers in the American League if he makes the team.

MJ Melendez

Bats: L		Age: 26		\$9		
YR/C 19:	20:	21:	22:\$2	23:\$17	2024	
YR/E 19:	20:	21:	22:\$7	23:\$8	Bid Price	
ML C-10	1B-1	2B-0	SS-0	3B-0	OF-126	DH-12
YR TM	AB	BA	OPS	R	HR	RBI SB/CS BB/K
22 KCR	460	.217	.705	57	18	62 2/3 66/131
23 KCR	533	.235	.720	65	16	56 6/4 62/170
24 KC	507	.232	.731	66	18	61 5

Some leagues use 10 games played for eligibility and they will have Melendez as a catcher this year, but for everyone else he's an outfielder only. Not a good outfielder, mind you, but probably less dangerous than as a catcher. He hits the ball hard and had plenty of barrels last year, but those didn't convert to the amount of homers expected of him. He's patient and with good zone judgment, so while his contact skills have been weak since he reached the majors he's only been disappointing, not a disaster. It's not unreasonable to expect better.

Danny Mendick

Bats: R				Age: 31					
YR/C 19:		20:		21:		22:		23:	
YR/E 19:		20:\$3		21:-\$3		22:\$0		23:-\$5	
ML C-0		1B-0		2B-16		SS-0		3B-9	
OF-4		DH-3							
YR	TM	AB	BA	OPS	R	HR	RBI	SB/CS	BB/K
21	CHW	164	.220	.588	14	2	20	0/1	18/42
22	CHW	97	.289	.811	22	3	15	1/0	7/23
23	AAA	373	.282	.793	62	11	57	14/2	46/60
23	NYM	65	.185	.509	4	1	4	1/0	

4/15

BABIP: .311 GB%: .45 FB%: .33 HR/FB: .11

Joey Meneses

Bats: R		Age: 32				\$12	
YR/C 19:	20:	21:	22:	23:\$13	2024		
YR/E 19:	20:	21:	22:\$12	23:\$18	Bid Price		
ML C-0	1B-19	2B-0	SS-0	3B-0	OF-1	DH-131	
YR TM	AB	BA	OPS	R	HR	RBI	SB/CS BB/K
22 WSN	222	.324	.928	33	13	34	1/0 15/52
23 WSN	611	.275	.727	71	13	89	0/0 38/130
24 WAS	559	.280	.759	69	17	81	0

Where did the homers go? He didn't hit the ball as hard, though he did hit it more, and that proved profitable. Given his age, though, that doesn't seem promising.

\$9

\$12

Oscar Mercado

Bats: R	Age: 30				
YR/C 19:	20:\$22	21:\$7	22:\$2	23:	
YR/E 19:\$16	20:-\$2	21:\$2	22:-\$3	23:	
ML C-0	1B-0	2B-0	SS-0	3B-0	OF-17 DH-3
YR TM	AB	BA	OPS	R	HR RBI SB/CS BB/K
21 CLE	.214	.224	.667	27	6 19 7/1 21/42
22 ---	.121	.207	.588	17	4 16 2/2 5/29
23 AAA	.308	.299	.897	57	14 62 28/5 29/73

Spent most of the year in Triple-A for the Cardinals and then the Dodgers. Hasn't come close in the years since his fine 2019 rookie campaign to being a productive hitter.

Whit Merrifield

Bats: R	Age: 35				
YR/C 19:\$32	20:\$27	21:\$30	22:\$30	23:\$14	2024
YR/E 19:\$34	20:\$31	21:\$36	22:\$18	23:\$21	Bid Price
ML C-0	1B-0	2B-84	SS-0	3B-0	OF-84 DH-0
YR TM	AB	BA	OPS	R	HR RBI SB/CS BB/K
21 KCR	.664	.277	.711	97	10 74 40/4 40/103
22 ---	.504	.250	.694	70	11 58 16/5 38/85
23 TOR	.547	.272	.710	66	11 67 26/10 36/101
24 FA	.536	.266	.703	69	11 61 24

Faded in the second half after a solid first half and lost playing time as a result, ending up with numbers similar to his disappointing 2022. He made his major league debut as a 27 year old, and as we've noted time and again, late bloomers often decline sooner than players who reach the major leagues when they're younger. The concern here has to be a continued decline in playing time and a crash in value. Be wary.

Jackson Merrill

Bats: L	Age: 21				
YR/C 19:	20:	21:	22:	23:	2024
YR/E 19:	20:	21:	22:	23:	Bid Price
MN C-0	1B-	2B-	SS-SS	3B-	OF- DH-
YR TM	AB	BA	OPS	R	HR RBI SB/CS BB/K
23 A+	.466	.277	.781	76	15 64 15/4 35/62
24 SD	.115	.250	.658	13	2 13 3

After missing time with a fractured wrist and hamstring strain in 2022, he started last year in High-A and was promoted to Double-A at the All Star break. His slash lines at the two levels are almost identical, with a .762 OPS at the lower level and a .782 OPS at the higher one. He struck out 12.3 percent and 11.8 percent of the time respectively. He's not likely to see much of the majors this year, but we're also seeing teams promote more aggressively, so it's not out of the question, especially if he gets off to a hot start in Triple-A. But when he arrives he's expected to develop into a high batting average hitter with some pop and some steals, a solid big league regular with somewhat less fantasy value. What we call, better at the real game. PADRES

Matt Mervis

Bats: L	Age: 26				
YR/C 19:	20:	21:	22:	23:	2024
YR/E 19:	20:	21:	22:	23:-\$5	Bid Price
ML C-0	1B-27	2B-0	SS-0	3B-0	OF-0 DH-0
YR TM	AB	BA	OPS	R	HR RBI SB/CS BB/K
23 AAA	.362	.282	.944	77	22 78 2/1 67/100
23 CHC	.90	.167	.531	8	3 11 0/0 8/32
24 CHC	.310	.241	.765	45	15 49 1

In Triple-A the last two years he's been a slugging contact hitter with great plate discipline. That feels like an unbeatable combination, but as we know all too well from experience hitters aren't truly tested until

they reach the big leagues. The Cubs called Mervis up last May and we quickly learned that he quickly learned that major league pitching is different. For many hitters the problem is the breaking ball. Pitchers in the majors are better at throwing curves and sliders for strikes, but for Mervis the problem was everything. He struggled against heaters and curves and sliders, he struggled against lefties and righties, at home and on the road. The thing is, once he was sent back down to Triple-A he went back to being the same ol' power-hitting prospect with good contact skills he was before he hit Chicago, which has everyone thinking he smells like a Quad-A hitter, a guy who excels in the minors highest level but has a fatal flaw against big league pitching. That may be true, but it is also true that many eventual major league regulars struggle in their first 100 major league plate appearances, and that's all Mervis has so far. So it's not unreasonable to hope that Mervis is one of those, if his price reflects the general opinion that he was an unusual prospect who was overhyped and failed (because he might be that, too).

Victor Mesa Jr.

Bats: L	Age: 23				
YR/C 19:	20:	21:	22:	23:	
YR/E 19:	20:	21:	22:	23:	
MN C-0	1B-	2B-	SS-	3B-	OF-CF DH-
YR TM	AB	BA	OPS	R	HR RBI SB/CS BB/K
23 AA	.483	.242	.723	73	18 76 16/3 41/122
BABIP:	.287	GB%:	.43	FB%:	.37 HR/FB: .14

Jake Meyers

Bats: R	Age: 28				
YR/C 19:	20:	21:	22:\$2	23:	2024
YR/E 19:	20:	21:\$1	22:-\$3	23:\$3	Bid Price
ML C-0	1B-0	2B-0	SS-0	3B-0	OF-107 DH-1
YR TM	AB	BA	OPS	R	HR RBI SB/CS BB/K
21 HOU	.146	.260	.757	22	6 28 3/0 10/50
22 HOU	.150	.227	.598	13	1 15 2/1 7/54
23 HOU	.309	.227	.681	42	10 33 5/2 26/88
24 HOU	.296	.233	.668	38	8 35 5

A .639 career OPS against righties is pretty tough to sustain and survive in the majors, even with ace defense. And it's not like he's crushing lefties. In a season's worth of career at bats so far he's got 17 homers and 10 steals and a .235 BA.

Drew Millas

Bats: B	Age: 26				
YR/C 19:	20:	21:	22:	23:	
YR/E 19:	20:	21:	22:	23:	
ML C-0	1B-0	2B-0	SS-0	3B-0	OF-0 DH-0
YR TM	AB	BA	OPS	R	HR RBI SB/CS BB/K
23 AA	.278	.291	.842	40	7 43 6/2 42/49
24 WAS	.67	.286	.838	6	3 10 0

A very solid short stretch in Double-A led to a longer test in Triple-A and even 33 major league plate appearances in September. He's a very solid defensive catcher with excellent strike zone judgment and good contact skills, but with the power profile so far to excite fantasy players. He's fast for a catcher but hasn't stolen many bases, perhaps because he's battled injuries since he made his professional debut in 2021. Not a high impact fantasy talent, but catchers who can hit for average and get on base have their uses.

Brad Miller

Bats: L	Age: 35				
YR/C 19:\$1	20:\$1	21:\$1	22:\$5	23:	2024
YR/E 19:\$3	20:\$11	21:\$8	22:\$2	23:-\$4	Bid Price
ML C-0	1B-5	2B-0	SS-0	3B-1	OF-0 DH-21
YR TM	AB	BA	OPS	R	HR RBI SB/CS BB/K
21 PHI	.331	.227	.774	53	20 49 3/0 45/112
22 TEX	.222	.212	.626	20	7 32 4/2 18/70
23 TEX	.56	.214	.683	8	1 6 0/0 10/11
24 FA	.156	.220	.683	20	6 21 2

Missed most of last year with a bad hamstring and a strained oblique. Has never hit lefties.

Owen Miller

Bats: R	Age: 28				
YR/C 19:	20:	21:	22:\$1	23:\$1	2024
YR/E 19:	20:	21:-\$1	22:\$8	23:\$6	Bid Price
ML C-0	1B-35	2B-42	SS-0	3B-23	OF-8 DH-4
YR TM	AB	BA	OPS	R	HR RBI SB/CS BB/K
21 CLE	.191	.204	.551	17	4 18 2/0 9/54
22 CLE	.424	.243	.662	53	6 51 2/0 32/93
23 AAA	.106	.283	.817	12	4 17 1/0 6/18
23 MIL	.291	.261	.686	29	5 27 13/2 17/61
24 MIL	.325	.248	.664	36	6 35 8

His bat isn't potent enough to warrant regular at bats, but he makes enough contact to sustain an average batting average. His defensive versatility could keep him out there and he ran enough successfully last year to help as an endgame infielder for fantasy purposes.

Cody Milligan

Bats: L	Age: 26				
YR/C 19:	20:	21:	22:	23:	
YR/E 19:	20:	21:	22:	23:	
MN C-0	1B-	2B-	SS-	3B-	OF-CF DH-
YR TM	AB	BA	OPS	R	HR RBI SB/CS BB/K
23 AA	.268	.284	.816	51	4 23 24/4 38/68

BABIP: .360 GB%: .46 FB%: .32 HR/FB: .06

Jose Miranda

Bats: R	Age: 26				
YR/C 19:	20:	21:	22:\$3	23:\$16	2024
YR/E 19:	20:	21:	22:\$15	23:-\$4	Bid Price
ML C-0	1B-2	2B-0	SS-0	3B-38	OF-0 DH-3
YR TM	AB	BA	OPS	R	HR RBI SB/CS BB/K
22 MIN	.444	.268	.765	45	15 66 1/1 28/91
23 AAA	.161	.255	.697	24	3 23 2/0 15/29
23 MIN	.142	.211	.566	12	3 13 0/0 9/24
24 MIN	.256	.247	.709	29	9 32 0

Spring Training shoulder issues didn't keep him from winning the starting third base job for Minnesota last year, but he struggled with the bat and the glove until he was shut down and eventually had September surgery. If he's not a third baseman, and he's now blocked there in Minnesota, his career .706 OPS doesn't play in a corner outfield slot or at first base. Assuming he's healthy he should be better this year, it's just hard to see where he finds at bats.

Calvin Mitchell

Bats: L	Age: 25				
YR/C 19:	20:	21:	22:	23:	
YR/E 19:	20:	21:	22:\$0	23:	
ML C-0	1B-0	2B-0	SS-0	3B-0	OF-1 DH-0
YR TM	AB	BA	OPS	R	HR RBI SB/CS BB/K
22 PIT	.212	.226	.647	21	5 17 3/1 18/52
23 A	.292	.257	.749	48	9 57 6/2 33/95
24 SD	.91	.235	.680	10	3 10 1

BABIP: .344 GB%: .45 FB%: .31 HR/FB: .15

Player Name

Garrett Mitchell													\$6
Bats: L				Age: 26									
YR/C 19:		20:		21:		22:		23:\$9		2024			
YR/E 19:		20:		21:		22:\$0		23:\$2		Bid Price			
ML C-0		1B-0		2B-0		SS-0		3B-0		OF-19		DH-0	
YR TM		AB BA		OPS		R		HR		RBI		SB/CS BB/K	
22 MIL		61 .311		.879		9		2		9		8/0 6/28	
23 MIL		65 .246		.775		10		3		7		1/1 7/26	
24 MIL		269 .248		.713		43		8		33		11	

Tore up his shoulder in April and wasn't able to get back until late September. He's got great potential power and is super quick, but the hit tool lags behind, though his walk rate increased and strikeout rate decreased last year over his first taste of the majors in 2022. Still, striking out 35 percent of the time is going to make it hard to force his way into a crowded outfield situation in Milwaukee. Worth a flyer as a fifth outfielder in NL only, he's not guaranteed success if his role increases this year.

Andruw Monasterio										\$3
Bats: R			Age: 27							
YR/C 19:	20:	21:	22:	23:	2024					
YR/E 19:	20:	21:	22:	23:\$4	Bid Price					
ML C-0	1B-0	2B-32	SS-5	3B-56	OF-0	DH-5				
YR TM	AB	BA	OPS	R	HR	RBI	SB/CS	BB/K		
23 AAA	140	.271	.827	26	4	19	11/2	32/29		
23 MIL	282	.259	.684	38	3	27	7/2	28/66		
24 MIL	377	.255	.697	55	6	41	11			

Good fielding could win him a utility or platoon job and his speed might earn him some only-league profits, but the possibility of doing more depends on him hitting for a high average because he has little power.

Yoan Moncada													\$9
Bats: B			Age: 29										
YR/C 19:	\$18	20:\$26	21:\$24	22:\$18	23:\$9	2024							
YR/E 19:	\$30	20:\$14	21:\$17	22:\$3	23:\$7	Bid Price							
ML C-0	1B-0	2B-0	SS-0	3B-90	OF-0	DH-0							
YR TM	AB	BA	OPS	R	HR	RBI	SB/CS	BB/K					
21 CHW	520	.263	.787	74	14	61	3/2	84/157					
22 CHW	397	.212	.628	41	12	51	2/0	32/114					
23 CHW	334	.260	.733	39	11	40	1/0	20/107					
24 CWS	496	.247	.715	60	15	62	3						

Missed a lot of time with a back injury but finished the season strong. The earnings history has to be a concern, but there is some chance he'll have another strong season if he can stay healthy.

Adalberto Mondesi												
Bats: B			Age: 29			\$3						
YR/C 19:		\$28	20:\$31		21:\$31	22:\$25		23:\$12		2024		
YR/E 19:		\$23	20:\$34		21:\$3	22:--\$6		23:		Bid Price		
MN C-0		1B-	2B-		SS-SS		3B-		OF-		DH-	
YR TM	AB	BA	OPS		R	HR	RBI	SB/CS		BB/K		
21 KCR	126	.230	.717		19	6	17	15/1		6/43		
22 KCR	50	.140	.359		3	0	3	5/0		4/20		
24 FA	139	.225	.636		16	4	16	8				

Volatile speedster missed all of last season with knee issues and has fallen off the radar. But he should not be forgotten as a source of steals and a lot of outs if he gets healthy again.

Mickey Moniak													\$5	
Bats: L			Age: 26											
YR/C 19:		20:		21:		22:\$1		23:		2024				
YR/E 19:		20:--\$5		21:		22:--\$6		23:\$11		Bid Price				
ML C-0		1B-0		2B-0		SS-0		3B-0		OF-80		DH-0		
YR TM		AB		BA		OPS		R		HR		RBI	SB/CS	BB/K
22 ---		106		.170		.527		13		3		8		1/0 4/44
23 AAA		130		.308		.946		27		8		23		2/1 7/35
23 LAA		311		.280		.802		35		14		45		6/3 9/113
24 LAA		356		.247		.715		41		14		47		6

34 HITTERS

It feels like forever since he was the No. 1 pick in the draft (2016) but he finally arrived last year. He's a platoon guy, it seems, much better against righties than lefties. As last season progressed he got more of a full-time role and he struggled a little. He walks too little and strikes out too much to bet big on, even against righties, but as an outfield endgame pick he has power and some speed.

Elehuris Montero													\$13
Bats: R				Age: 26									
YR/C 19:		20:		21:		22:		23:\$3		2024			
YR/E 19:		20:		21:		22:--\$1		23:\$4		Bid Price			
ML C-0		1B-55		2B-0		SS-0		3B-12		OF-0		DH-17	
YR	TM	AB	BA	OPS	R	HR	RBI	SB/CS	BB/K				
22	COL	176	.233	.649	21	6	20	0/0	8/60				
23	AAA	142	.359	1.160	32	15	48	0/1	14/28				
23	COL	284	.243	.726	40	11	39	0/0	15/111				
24	COL	416	.257	.769	60	19	66	1					

He's had stabs at the big leagues each of the last two years and has shown pretty consistent skills each time. Aggressive with plenty of swing-and-miss, he's equally inept against lefties and righties but has taken all his home field in Denver offers. A road OPS well below .600 is unplayable, and a home OPS well above .850 likely obscures a better future for some other hitter, probably. It's premature to say he can't figure this out, he showed solid contact in Triple-A (an extreme hitter's park), but nearly 500 plate appearances by a 25 year old starts to get convincing.

Coco Montes												
Bats: R			Age: 28									
YR/C 19:		20:		21:		22:		23:				
YR/E 19:		20:		21:		22:		23:				
ML C-0		1B-0		2B-15		SS-1		3B-2		OF-0		DH-0
YR TM		AB		BA		OPS		R		HR		RBI
		SB/CS		BB/K								
23 AAA		436		.317		.963		96		22		89
		11/6		59/130								
BABIP: .400 GB%: .38 FB%: .33 HR/FB: .22												

Colson Montgomery												
Bats: L			Age: 22									
YR/C 19:		20:		21:		22:		23:				
YR/E 19:		20:		21:		22:		23:				
MN C-0		1B-		2B-		SS-		3B-3B		OF-		DH-
YR TM		AB		BA		OPS		R		HR		RBI SB/CS BB/K
23 A+		223		.287		.937		51		8 37		2/3 56/56

The No. 22 overall pick in the 2021 draft, he spent 2022 opening eyes and the first half of 2023 recovering from oblique and back issues. While doing so he superior strike zone judgment with a 15 percent walk rate in Double-A. Given the time missed last year he's unlikely to get the call up too early this year, but he's regarded so highly as a hitter that he could advance quickly. WHITE SOX

Dylan Moore													\$1
Bats: R				Age: 32									
YR/C 19:		20:		21:\$17		22:\$4		23:\$5		2024			
YR/E 19:\$1		20:\$20		21:\$5		22:\$7		23:--\$1		Bid Price			
ML C-0		1B-4		2B-23		SS-9		3B-1		OF-29		DH-6	
YR	TM	AB	BA	OPS	R	HR	RBI	SB/CS	BB/K				
21	SEA	332	.181	.610	42	12	43	21/5	40/111				
22	SEA	205	.224	.729	41	6	24	21/8	34/75				
23	SEA	145	.207	.731	18	7	19	7/3	16/56				
24	SEA	238	.207	.684	34	9	30	16					

If he played everyday he would hit a lot of homers and steal a lot of bases, but he's such a terrible hitter otherwise he may not get a chance to play at all.

Christopher Morel													\$11
Bats: R				Age: 25									
YR/C 19:		20:		21:		22:		23:\$9		2024			
YR/E 19:		20:		21:		22:\$11		23:\$15		Bid Price			
ML C-0		1B-0		2B-19		SS-2		3B-5		OF-25		DH-61	
YR TM		AB		BA		OPS		R		HR		RBI SB/CS BB/K	
22 CHC		379		.235		.724		55		16		47 10/7 38/137	
23 AAA		115		.330		1.156		31		11		31 4/1 17/41	
23 CHC		388		.247		.825		62		26		70 6/2 36/133	
24 CHC		475		.244		.794		71		27		75 9	

The big hole in his swing and weak defense make it hard to see upside potential, but he hits the ball hard.

Gabriel Moreno													\$17		
Bats: R			Age: 24												
YR/C 19:		20:		21:		22:\$1		23:\$10		2024					
YR/E 19:		20:		21:		22:-\$2		23:\$10		Bid Price					
ML C-1041B-0		2B-0		SS-0		3B-0		OF-0		DH-1					
YR	TM	AB	BA	OPS	R	HR	RBI	SB/CS	BB/K						
22	TOR	69	.319	.791	10	1	7	0/0	4/8						
23	ARI	341	.284	.766	33	7	50	6/2	29/75						
24	ARI	433	.291	.788	50	11	59	6							

Cedric Mullins										\$21	
Bats: L			Age: 30								
YR/C	19:\$11	20:	21:\$4	22:\$29	23:\$30	2024					
YR/E	19:-\$8	20:\$12	21:\$38	22:\$31	23:\$12	Bid Price					
ML C-0	1B-0	2B-0	SS-0	3B-0	OF-110 DH-3						
YR TM	AB	BA	OPS	R	HR	SB	CS	BB/K			
21 BAL	602	.291	.877	91	30	591	30/8	59/125			
22 BAL	608	.258	.747	89	16	64	34/10	47/126			
23 BAL	604	.233	.728	51	15	74	19/3	43/101			
24 BAL	521	.255	.755	72	19	68	27				

Max Muncy										\$18	
Bats: L			Age: 34								
YR/C	19:\$19	20:\$22	21:\$21	22:\$20	23:\$21	2024					
YR/E	19:\$18	20:\$18	21:\$20	22:\$5	23:\$15	Bid Price					
ML C-0	1B-0	2B-0	SS-0	3B-124	OF-0	DH-10					
YR TM	AB	BA	OPS	R	HR	RBI	SB/CS	BB/K			
21 LAD	497	.249	.895	95	36	94	2/1	83/102			
22 LAD	464	.196	.719	69	21	69	2/0	90/141			
23 LAD	482	.212	.819	95	36	105	1/2	85/153			
24 LAD	482	.218	.795	85	31	90	2				

Sean Murphy											\$12	
Bats: R			Age: 30									
YR/C 19:		20:\$9		21:\$9		22:\$9		23:\$18		2024		
YR/E 19:-\$4		20:\$10		21:\$5		22:\$16		23:\$12		Bid Price		
ML C-1021B-0			2B-0		SS-0		3B-0		OF-0		DH-5	
YR TM		AB BA		OPS		R HR		RBI SB/CS		BB/K		
21 OAK		393 .216		.710		47 17		59 0/0		40/114		
22 OAK		537 .250		.744		67 18		66 1/0		56/124		
23 ATL		370 .251		.846		65 21		68 0/0		49/98		
24 ATL		393 .246		.769		58 18		61 0				

Tom Murphy										\$2			
Bats: R					Age: 33								
YR/C	19:\$1	20:\$7	21:\$2	22:\$2	23:\$1	2024							
YR/E	19:\$8	20:	21:\$0	22:	23:\$3	Bid Price							
ML C-TM	1B-0	2B-0	SS-0	3B-0	OF-0	DH-5							
LR	CA	AB	BA	OPS	R	HR	RBI	SB/C	BS/BK				
21	SEA	277	202	.652	35	11	34	0/0	40/99				
23	SEA	145	.290	.884	19	8	17	0/0	10/44				
24	SF	201	.251	.776	27	9	24	0					

Simon Muzziotti										
Bats: L			Age: 26							
YR/C 19:		20:	21:	22:	23:					
YR/E 19:		20:	21:	22:	23:					
MNC-C-0		1B-	2B-	SS-	3B-	OF-LF DH-				
YR	TR	AM	AB	BA	OPS	R	HR	RBI	5B/CS	BB/K
23	AAA	473	.296	.766	67	7	61	26/12	45/81	
24	PHI	67	.125	.347	8	0	8	0		
BABIP:		.343	GB%:		.48	FB%:		.25	HR/FB: .07	

Dane Myers											
Bats: R				Age: 28							
YR/C 19:		20:		21:		22:		23:			
YR/E 19:		20:		21:		22:		23:\$.2			
ML C-0		1B-0		2B-0		SS-0		3B-0		OF-21	DH-2
YR TM		AB		BA		OPS		R		HR	RBI
23 AA		374		.316		.905		77		15	62
23 MIA		67		.269		.658		9		1	9
										1/1	2/19
BABIP:		.364		GB%:		.51		FB%:		.27	
								HR/FB:		.19	

Wil Myers												\$3
Bats: R				Age: 34								
YR/C	19:\$21	20:\$10	21:\$21	22:\$12	23:\$15	2024						
YR/E	19:\$12	20:\$25	21:\$15	22:\$5	23:-\$5	Bid Price						
ML C-0	1B-13	2B-0	SS-0	3B-0	OF-27	DH-4						
YR TM	AB	BA	OPS	R	HR	RBI	SB/CS	BB/K				
21 SDP	442	256	.768	56	17	63	8/5	54/141				
22 SDP	261	.261	.714	29	7	41	2/1	21/86				
23 CIN	127	.189	.546	11	3	12	2/1	12/48				
24 FA	204	.238	.694	23	6	27	3					

Was sent to the minors by the Reds in June after a terrible start to the season, an absence due to COVID, and a shoulder sprain he was rehabbing. He was terrible in Triple-A and the club released him. He didn't sign elsewhere or play the rest of the season. It's impossible to say what might happen if he tries to make a comeback, though expectations at this point have to be low.

Tyler Naquin											
Bats: L				Age: 33							
YR/C		19:\$2		20:\$1		21:\$2		22:\$9		23:\$1	
YR/E		19:\$9		20:\$3		21:\$15		22:\$5		23:	
ML C-0		1B-0		2B-0		SS-0		3B-0		OF-3 DH-0	
YR TM		AB BA		OPS		R		HR		RBI SB/CS BB/K	
21 CIN		411 .270		.809		52		19 70		5/3 35/106	
22 ---		310 .229		.673		47		11 46		4/2 19/93	
23 AAA		245 .257		.728		31		9 30		3/0 19/81	
24 FA		162 .237		.709		21		6 22		2	

Omar Narvaez										\$2		
Bats: L					Age: 32							
YR/C		\$6		\$20-\$10		21-\$5		22-\$10		23-\$4		2024
YR/E		YR/\$14		20-B0		21-\$11		22-\$3		23-\$5		Bid Price
ML C-47		1B-0		2B-0		SS-0		3B-0		OF-0		DH-0
YR	TM	AB	BA	OPS	R	HR	RBI	SB/C	BB/K			
21	MIL	391	.266	.743	54	11	49	0/0	41/84			
22	MIL	262	.206	.587	21	4	23	0/0	29/57			
23	NYM	128	.211	.598	12	2	7	0/0	14/27			
24	NYM	245	.232	.659	27	5	24	0				

Bo Naylor											\$11
Bats: L			Age: 24								
YR/C	L	20:	21:	22:	23:	\$2	2024				
YR/E	19:	20:	21:	22:	23:	\$4	Bid Price				
ML	C-67	1B-0	2B-0	SS-0	3B-0	OF-0	DH-0				
YR	TM	AB	BA	OPS	R	HR	RBI	SB/CS	BB/K		
23	AAA	217	.253	.898	45	13	48	2/2	49/52		
23	CLE	198	.237	.813	33	11	32	5/0	30/53		
24	CLE	364	.234	.776	58	17	57	8			

Promoted in June, after a slow start he showed a little of what he's expected to do. His second-half OPS was .893. He hit for power and stole some bases and took plenty of walks. His pull-heavy approach so far is vulnerable, but his ability to control the strike zone means there is plenty of upside, too. A power-hitting backstop with on-base skills is quite a catch.

Josh Naylor											
Bats: L			Age: 27			\$20					
YR/C 19:	20:\$1	21:\$7	22:\$3	23:\$11	2024						
YR/E 19:\$2	20:\$2	21:\$3	22:\$14	23:\$26	Bid Price						
ML C/O	1B-91	2B-0	SS-0	3B-0	OF-1	DH-27					
YR	TM	AB	BA	OPS	R	HR	RBI	SB/CS	BB/K		
21	CLE	233	.253	.699	28	7	21	1/0	14/45		
22	CLE	449	.256	.749	47	20	79	6/1	38/80		
23	CLE	452	.308	.857	52	17	97	10/3	33/68		
24	CLE	504	.284	.812	40	21	92	8			

He's got a sweet stroke and hits the ball hard so he should always have a decent batting average. Last year's xBA was .290, which feels right. His stroke is tailored more for line drives than flies, though he did hit more balls in the air last year, perhaps signaling a power adjustment. The Guardians stuck with him during a slow start and he hits lefties, so to the extent he stays healthy he should play regularly going forward. Don't count on more steals, his Sprint Speed is in the 16th percentile, but he has been opportunistic the last two years. That doesn't hurt at all.

Zach Neto										\$9			
Bats: R		Age: 23											
YR/C 19:	20:	21:	22:	23:	2024								
YR/E 19:	20:	21:	22:	23:\$2	Bid Price								
ML C-1	1B-0	2B-0	SS-84	3B-0	OF-0	DH-0							
YR TM	AB	BA	OPS	R	HR	RBI	SB/CS	BB/K					
23 LAA	289.	225	.693	38	9	34	5/1	20/77					
24 LAA	488.	239	.703	65	17	59	9						

A first-rounder in 2022, he marched up through the minors last year and landed with the Angels in mid-April after a hot Double-A start. He struggled through a variety of injuries as the season progressed but showed a little of the power and speed combo the Angels were hoping for. He's still on the big-league learning curve, so significant improvement is possible, but some who are promoted so aggressively struggle to get the hang of it.

Tyler Nevin									
Bats: R				Age: 27					
YR/C 19:		20:		21:		22:		23:	
YR/E 19:		20:		21:		22:-\$5		23:-\$4	
ML C-0	1B-8	2B-0	SS-0	3B-14	OF-8	DH-10			
YR	TM	AB	BA	OPS	R	HR	RBI	SB/CS	BB/K
22	BAL	157	.197	.587	17	2	16	0/0	20/46
23	AAA	337	.326	.953	63	15	58	4/0	38/65
23	DET	95	.200	.631	11	2	10	0/1	12/25
24	FA	109	.216	.643	13	3	12	0	

HITTERS 35

Player Name

Kevin Newman\$1												
Bats: R			Age: 31									
YR/C 19:	20:	21:	22:	23:	2024							
YR/E 19:	\$26	20:\$4	21:\$7	22:\$8	23:\$3	Bid Price						
ML C-0	1B-9	2B-16	SS-19	3B-24	OF-0	DH-7						
YR TM	AB	BA	OPS	R	HR	RBI	SB/CS	BB/K				
21 PIT	517	.226	.571	50	5	39	6/1	27/41				
22 PIT	288	.274	.683	31	2	24	8/2	16/48				
23 CIN	225	.253	.693	28	3	28	8/1	17/34				
24 FA	257	.254	.656	29	3	25		6				

Could prove useful to a major league team because he can play multiple positions and is a good enough hitter versus lefties, but against righties he’s not so effective. His record has that notable 2019 season, when he hit .308 with 12 homers, which he has not come close to replicating since. And there’s not reason to expect he will.

Tomas Nido												
Bats: R			Age: 30									
YR/C 19:	20:	21:	22:	23:								
YR/E 19:	-\$5	20:-\$3	21:-\$2	22:\$2	23:-\$7							
ML C-21	1B-0	2B-0	SS-0	3B-0	OF-0	DH-0						
YR TM	AB	BA	OPS	R	HR	RBI	SB/CS	BB/K				
21 NYM	153	.222	.588	16	3	13	1/0	5/44				
22 NYM	284	.239	.622	31	3	28	0/0	14/76				
23 A	150	.273	.716	21	5	14	0/0	11/30				
23 NYM	56	.125	.289	5	0	1	0/0	2/18				

BABIP: .313 GB%: .47 FB%: .27 HR/FB: .16

Brandon Nimmo													\$19
Bats: L				Age: 31									
YR/C	19:\$15	20:\$8	21:\$13	22:\$12	23:\$17	2024							
YR/E	19:\$0	20:\$20	21:\$12	22:\$26	23:\$22	Bid Price							
ML C-0	1B-0	2B-0	SS-0	3B-0	OF-146	DH-5							
YR TM	AB	BA	OPS	R	HR	RBI	SB/CS	BB/K					
21 NYM	325	.292	.836	51	8	28	5/4	54/79					
22 NYM	580	.274	.777	102	16	64	3/2	71/116					
23 NYM	592	.274	.834	89	24	68	3/3	74/146					
24 NYM	543	.275	.811	88	19	61	4						

Successfully hit the ball harder and higher leading to more homers. That should be sustainable.

Ryan Noda											\$8
Bats: L			Age: 28								
YR/C 19:		20:	21:	22:	23:\$1	2024					
YR/E 19:		20:	21:	22:	23:\$7	Bid Price					
ML C-0		1B-119	2B-0	SS-0	3B-0	OF-9	DH-7				
YR TM		AB	BA	OPS	R	HR	RBI	SB/CS	BB/K		
23 OAK		406	.229	.774	63	16	54	3/1	77/170		
24 OAK		434	.230	.767	70	19	61	5			

He didn’t hit enough homers to justify playing him with a 34 percent strikeout rate, but he walked so crazy much that he’s totally playable as an on-base guy who homers some. Part of the problem last year was the ballpark in Oakland, maybe. His OPS there was .703 versus .832 on the road. Kyle Schwarber has managed to thrive in the majors with a similar profile but a totally different career arc. Noda’s in a good spot in Oakland’s lineup (not much competition) but he is no Schwarber. He’s worth a small bet, especially if you play in an OBP league.

Austin Nola												
Bats: R				Age: 35								
YR/C 19:		20:\$1		21:\$10		22:\$4		23:\$5				
YR/E 19:\$4		20:\$13		21:\$0		22:\$6		23:\$-9				
ML C-52		1B-0	2B-0	SS-0	3B-0	OF-0	DH-0					
YR TM	AB	BA	OPS	R	HR	RBI	SB/CS		BB/K			
21 SDP	173	.272	.716	15	2	29	0/1	14/19				
22 SDP	347	.251	.683	40	4	40	2/1	34/60				
23 SDP	130	.146	.446	9	1	8	0/0	18/31				
24 FA	200	.226	.608	20	2	21	1					

He was hit in the face with a pitch during
36 HITTERS

Spring Training, fracturing his nose, and never got it going with the bat before being sent to the minors in July. He didn’t hit there either in very limited play.

Lars Nootbaar													\$15
Bats: L				Age: 27									
YR/C 19:	20:	21:	22:\$1	23:\$14	2024								
YR/E 19:	20:	21:-\$2	22:\$6	23:\$14	Bid Price								
ML C-0	1B-0	2B-0	SS-0	3B-0	OF-114	DH-2							
YR TM	AB	BA	OPS	R	HR	RBI	SB/CS	BB/K					
21 STL	109	.239	.737	15	5	15	2/1	13/28					
22 STL	290	.228	.794	53	14	40	4/1	51/71					
23 STL	426	.261	.790	74	14	46	1/1	72/99					
24 STL	428	.254	.804	72	17	54	9						

Walks and strikes out at rates that are pretty good, but you get the feeling that expectations are unrealistically high for him because everyone wants to see the Nootbaar on candy shelves. He struggled against lefties last year, but in general in his career he’s been fine hitting them. Just as fine as against righties, but that’s the problem. Just fine doesn’t drive roto profits. He was hurt last year by the overstocked Cardinal outfield, and he definitely helps them when he plays because he gets on base and he plays good defense. But so far he just doesn’t hit the ball hard enough to break out of the fantasy only-league box.

Malcom Nunez												
Bats: R				Age: 23								
YR/C 19:		20:		21:		22:		23:				
YR/E 19:		20:		21:		22:		23:				
MN C-0		1B-1B		2B-		SS-		3B-		OF-		DH-
YR TM		AB		BA		OPS		R		HR		RBI SB/CS BB/K
23 A		277		.249		.723		36		8		45 0/2 28/70

BABIP: .303 GB%: .46 FB%: .32 HR/FB: .12
PIRATES

Nasim Nunez														
Bats: B			Age: 24											
YR/C 19:		20:		21:		22:		23:						
YR/E 19:		20:		21:		22:		23:						
MN C-0		1B-		2B-		SS-SS		3B-		OF-		DH-		
YR TM		AB		BA		OPS		R		HR		RBI	SB/CS	BB/K
23 AA		490		.224		.633		84		5		43		52/7 87/107

BABIP: .275 GB%: .49 FB%: .32 HR/FB: .04
NATIONALS

Ryan O'Hearn													\$6
Bats: L				Age: 31									
YR/C	19:\$8	20:\$2	21:	22:	23:	2024							
YR/E	19:-\$2	20:\$1	21:\$0	22:-\$3	23:\$15	Bid Price							
ML C-0	1B-70	2B-0	SS-0	3B-0	OF-29	DH-14							
YR TM	AB	BA	OPS	R	HR	RBI	SB/CS	BB/K					
21 KCR	236	.225	.636	23	9	29	0/0	13/71					
22 KCR	134	.239	.640	14	1	16	0/0	8/35					
23 BAL	346	.289	.809	48	14	60	5/1	15/82					
24 BAL	352	.267	.753	45	14	54	3						

Just when I stuck a fork in him, he returned. Well, his batting average rose, putting this past season well above his similar (apart from BA) 2019 campaign. xBA in 2019 was .226, while last year it was .263. A career year! Nice, but also a warning. He’s still stuck, he just hasn’t stopped yet.

Logan O’Hoppe													\$9
Bats: R			Age: 24										
YR/C 19:		20:	21:	22:	23:\$8		2024						
YR/E 19:		20:	21:	22:	23:\$3		Bid Price						
ML C-49		1B-0	2B-0	SS-0	3B-0	OF-0	DH-1						
YR TM	AB	BA	OPS	R	HR	RBI	SB/CS	BB/K					
23 LAA	182	.236	.802	23	14	29	0/1	14/48					
24 LAA	383	.253	.789	51	22	60	2						

Tore his labrum in April and missed four months, but had a .759 OPS after he returned in August, with 10 homers in 140 plate appearances. He didn’t show the discipline or bat control last year that he demonstrated coming up through the minors, but that’s a reason for optimism. His success last year as a power hitter is something to build on and we should expect more with the bat going forward. Of more concern were his struggles as a catcher, which if not remedied could lead to other issues. For now he qualifies behind the plate, which gives him extra appeal.

Brian O'Keefe												
Bats: R				Age: 31								
YR/C 19:		20:		21:		22:		23:				
YR/E 19:		20:		21:		22:		23:				
ML C-B		1B-0		2B-0		SS-0		3B-0		OF-0		DH-0
YR TM		AB		BA		OPS		R		HR		RBI
23 AAA		353		.238		.837		63		23		67
										2/3		46/99

(mostly TJ). Twenty percent of \$40 makes him a \$32 player, but 20 percent of \$35, which is more his average earnings the past three years, makes him a \$28 player. I think that's more what I'm willing to pay this year. Note: Jeff's data is a pretty small sample, if I remember correctly he has 11 points, so it wouldn't be wrong to go past \$28, but I think there's a better chance of Ohtani earning \$21 this year than there is of him earning \$35, so for now I'm stopping there.

Chris Okey

Bats: R			Age: 30					
YR/C 19:	20:	21:	22:	23:				
YR/E 19:	20:	21:	22:	23:				
ML C-2	1B-0	2B-0	SS-0	3B-0	OF-0	DH-0		
YR TM	AB	BA	OPS	R	HR	RBI	SB/CS	BB/K
23	AAA	210	.281	.759	24	6	26	2/2 16/48
BABIP: .338 GB%: .43 FB%: .35 HR/FB: .11								

Jared Oliva

Bats: R			Age: 29					
YR/C 19:	20:	21:\$2	22:	23:				
YR/E 19:	20:\$6	21:	22:	23:				
MN C-0	1B-	2B-	SS-	3B-	OF- DH-			
YR TM	AB	BA	OPS	R	HR	RBI	SB/CS	BB/K
23	AAA	284	.261	.767	48	8	37	16/6 31/68
BABIP: .317			GB%: .42		FB%: .30		HR/FB: .13	

Edward Olivares

Bats: R				Age: 28		\$7	
YR/C 19:	20:	21:\$3	22:\$2	23:\$7	2024		
YR/E 19:	20:\$1	21:-\$2	22:\$3	23:\$10	Bid Price		
MLC C-0	1B-0	2B-0	SS-0	3B-0	OF-58	DH-42	
YR TM	AB	BA	OPS	R	HR	RBI	SB/CS BB/K
21	KCR	101	.238	.694	14	5	12 2/2 5/19
22	KCR	161	.286	.751	24	4	15 2/3 10/36
23	KCR	354	.263	.774	47	12	36 11/5 22/64
24	PIT	300	.267	.755	40	10	33 8

For years fantasy players have been asking the Royals to give Olivares more of a chance. They kind of did last summer, though he sat pretty regularly (though not all the time) against righties. He hit enough early in the season to intrigue a little, but then an oblique strain cost him much of July and when he slumped upon return he was sent back to Triple-A. There he crushed it and when he was called back up he finished with a big September, hitting six homers with a .329 batting average in 77 plate appearances. The Royals reluctance to give him a full shot has to lower expectations, and at this point he's a late-bloomer longshot to break out this season, but he has enough power, speed, and contact skills to remain of interest. The Royals dealt him to the Pirates in December, which may prove to be a very smart move for one of these teams. We just don't know which one.

Matt Olson

Bats: L		Age: 30				
YR/C 19:\$18	20:\$27	21:\$23	22:\$30	23:\$28	2024	
YR/E 19:\$19	20:\$18	21:\$28	22:\$21	23:\$41	Bid Price	
ML C-0	1B-162	2B-0	SS-0	3B-0	OF-0	
DH-0						
YR	TM	AB	BA	OPS	R	HR
21	OAK	565	.271	.911	101	39
22	ATL	616	.240	.776	86	34
23	ATL	608	.283	.998	127	54
24	ATL	580	.268	.923	106	43

A great career year, partly because of a jump in HR% per fly ball (27.8% vs career average of 23.5%) and an actual BA 20 points above his xBA. He's a solid power hitter but he's no

Freddie Freeman, no matter what the Atlanta announcers say.

Jonathan Ornelas

Bats: R			Age: 24			
YR/C 19:	20:	21:	22:	23:		
YR/E 19:	20:	21:	22:	23:		
ML C-0	1B-0	2B-0	SS-4	3B-3	OF-0	DH-0
YR TM	AB	BA	OPS	R	HR	RBI SB/CS BB/K
23 AAA	434	.253	.731	78	8	52 15/1 74/121
24 TEX	67	.213	.560	8	1	6 1

BABIP: .332 GB%: .57 FB%: .25 HR/FB: .10 RANGERS

Rafael Ortega

Bats: L				Age: 33			
YR/C 19:		20:	21:	22:\$8		23:	
YR/E 19:-\$4		20:	21:\$14	22:\$8		23:-\$3	
ML C-0	1B-0	2B-0	SS-0	3B-0	OF-42	DH-2	
YR TM	AB	BA	OPS	R	HR	RBI	SB/CS BB/K
21	CHC	296	.291	.820	44	11	33 12/6 30/70
22	CHC	316	.241	.737	35	7	35 12/7 44/74
23	AAA	281	.228	.745	51	9	41 14/8 54/57
23	NYM	114	.219	.610	16	1	8 6/1 20/33
24	FA	131	.247	.713	17	3	13 5

Signed a minor-league deal with the White Sox. If he makes the team he'll have some value because he runs, but he's a little long-in-the-tooth to hope for a surprise.

Joey Ortiz

Bats: R		Age: 26				
YR/C 19:	20:	21:	22:	23:	2024	
YR/E 19:	20:	21:	22:	23:	Bid Price	
ML C-0	1B-0	2B-7	SS-3	3B-4	OF-0	DH-0
YR TM	AB	BA	OPS	R	HR	RBI SB/CS BB/K
23 AAA	349	.321	.898	66	9	58 11/4 32/69
24 BAL	69	.247	.652	9	1	9 1

He's known as a defense-first shortstop with lots of positional versatility, lots of contact ability, and little power, though he did hit 19 homers in 2022 split between Double-A and Triple-A. In his brief time with the Orioles last spring he didn't hit, but it's too soon to write him off. He is, however, blocked by about a billion other shortstops in the Orioles system, so projecting playing time for him this year is difficult. And even if his situation improves, he's going to have to hit more to hold onto more than a utility role.

James Outman

Bats: L			Age: 27						\$15		
YR/C 19:		20:	21:	22:	23:\$3	2024					
YR/E 19:		20:	21:	22:	23:\$18	Bid Price					
ML C-0		1B-0	2B-0	SS-0	3B-0	OF-145			DH-3		
YR	TM	AB	BA	OPS	R	HR	RBI	SB/CS	BB/K		
23	LAD	483	.248	.797	86	23	70	16/3	68/181		
24	LAD	474	.251	.795	84	23	72	15			

An .836 OPS versus righties, but only .665 against lefties, against whom he was benched quite a bit. And he struck out nearly 32 percent of his at bats. His defense might keep him in games, but a platoon-ish role limits any potential upside.

Chris Owings

Bats: R			Age: 33			
YR/C 19:\$4	20:\$1	21:\$1	22:\$1	23:		
YR/E 19:-\$8	20:-\$1	21:	22:-\$8	23:		
ML C-0	1B-0	2B-0	SS-10	3B-0	OF-1	DH-0
YR TM	AB	BA	OPS	R	HR	RBI SB/CS BB/K
22 BAL	56	.107	.344	6	0	1/0 10/24
23 AAA	316	.241	.800	50	15	41 4/5 51/106
BABIP: .311 GB%: .37 FB%: .40 HR/FB: .18						

Marcell Ozuna

Bats: R				Age: 34		\$20		\$204	
YR/C	19:\$21	20:\$23	21:\$28	22:\$19	23:\$7	2024			
YR/E	19:\$17	20:\$35	21:-\$2	22:\$10	23:\$27	Bid Price			
MLC C-0	1B-0	2B-0	SS-0	3B-0	OF-2	DH-142			
YR TM	AB	BA	OPS	R	HR	RBI	SB/CS	BB/K	
21	ATL	188	.213	.645	21	7	26	0/0	19/46
22	ATL	470	.226	.702	56	23	56	2/1	31/122
23	ATL	530	.274	.908	84	40	100	0/0	57/134
24	ATL	499	.254	.816	72	31	82	1	

The personal issues which derailed his 2021 season and perhaps affected his 2022 performance were apparently behind him last year. Those low batting averages those two years reflect bad BABIP luck, as his xBAs were .268 and .256. His 2023 performance appears to be reproducible.

Cristian Pache

Bats: R			Age: 26					
YR/C 19:	20:	21:\$7	22:\$3	23:\$1				
YR/E 19:	20:-\$7	21:-\$7	22:-\$7	23:-\$2				
MLC C-0	1B-0	2B-0	SS-0	3B-0	OF-44	DH-1		
YR TM	AB	BA	OPS	R	HR	RBI	SB/CS	BB/K
21 ATL	63	.111	.353	6	1	4	0/0	2/25
22 OAK	241	.166	.467	18	3	18	2/2	15/70
23 PHI	84	.238	.732	12	2	11	2/3	10/27
24 PHI	183	.214	.625	21	4	20	4	

If he's on a big-league roster it's because of his defense.

Kevin Padlo

Bats: R				Age: 28			
YR/C 19:		20:	21:	22:		23:	
YR/E 19:		20:	21:	22:		23:	
ML C-0	1B-2	2B-0	SS-0	3B-1	OF-0	DH-0	
YR TM	AB	BA	OPS	R	HR	RBI	SB/CS BB/K
23 AAA	347	.259	.836	63	13	51	9/4 68/101
BABIP: .325 GB%: .33 FB%: .41 HR/FB: .13							

Andy Pages

Bats: R		Age: 24						
YR/C 19:	20:	21:	22:	23:				
YR/E 19:	20:	21:	22:	23:				
MN C-0	1B-	2B-	SS-	3B-	OF-RF	DH-		
YR TM	AB	BA	OPS	R	HR	RBI	SB/CS	BB/K
23 AA	112	.277	.927	23	3	25	7/3	26/34

Before he tore his labrum, in his first game after promotion to Triple-A, he was for the first time hitting fewer than 50 percent fly balls, because he was hitting 28.7 percent line drives. He was still popping the ball up on 26.3 percent of his fly balls, which is a lot but is also a result of his strong uppercut swing which launches dingers. He hit 57 in 2021 and 2022 combined. By the time he gets to the big leagues, maybe this year if his shoulder recovers on schedule, he may well hurt with his batting average, he's not inclined to go the other way, but he should pull plenty of balls out of the park. DODGERS

Josh Palacios

Bats: L			Age: 29			\$1		
YR/C 19:	20:	21:	22:	23:	2024			
YR/E 19:	20:	21:	22:	23:\$4	Bid Price			
MLC C-0	1B-0	2B-0	SS-0	3B-0	OF-76	DH-3		
YR TM	AB	BA	OPS	R	HR	RBI	SB/CS	BB/K
23	AA	112	.366	1.093	25	8	29	5/1 13/13
23	PIT	247	.239	.693	26	10	40	5/0 12/56
24	PIT	255	.245	.691	30	9	36	5

A Rule 5 guy last year, he survived the hazing and seemed to come into his own hitting for power in the last two months. He'll likely platoon this year, but he still has to step up his production to prove he's hitter enough to play left field.

Player Name

Richie Palacios

Bats: L				Age: 27			
YR/C 19:	20:	21:	22:	23:			
YR/E 19:	20:	21:	22:-\$4	23:\$0			
ML C-0	1B-0	2B-1	SS-0	3B-0	OF-26	DH-3	
YR TM	AB	BA	OPS	R	HR	RBI	SB/CS BB/K
22 CLE	112	.232	.565	7	0	10	2/0 9/20
23 AAA	374	.251	.769	76	8	59	9/6 73/61
23 STL	93	.258	.830	9	6	16	2/0 6/11
24 STL	113	.251	.734	11	4	15	2
BABIP: .276 GB%: .48 FB%: .26 HR/FB: .10							

Michael Papierski

Bats: B				Age: 28				
YR/C 19:	20:	21:	22:	23:				
YR/E 19:	20:	21:	22:-\$8	23:				
MN C-0	1B-	2B-	SS-	3B-	OF-	DH-		
YR TM	AB	BA	OPS	R	HR	RBI	SB/CS	BB/K
22 - - -	91	.143	.457	7	1	4	0/0	10/26
23 AAA	256	.266	.805	43	8	51	0/0	42/65
BABIP: .321		GB%: .34		FB%: .39		HR/FB: .11		

Kevin Parada

Bats: R		Age: 23									
YR/C 19:	20:	21:	22:	23:							
YR/E 19:	20:	21:	22:	23:							
MN C-0	1B-	2B-	SS-	3B-	OF-LF	DH-					
YR TM	AB	BA	OPS	R	HR	RBI	SB/CS	BB/K			
23 A	407	.248	.758	50	14	54	1/2	36/126			

A bat-first catcher, he was overmatched in 60 Double-A plate appearances last year. Talented enough to track, but too young to expect this year. METS

Isaac Paredes

Bats: R			Age: 25				\$15		
YR/C 19:	20:	21:	22:	23:\$9	2024				
YR/E 19:	20:\$0	21:-\$5	22:\$4	23:\$18	Bid Price				
ML C-0	1B-25	2B-14	SS-1	3B-116	OF-0	DH-3			
YR TM	AB	BA	OPS	R	HR	RBI	SB/CS	BB/K	
21 DET	72	.208	.625	7	1	5	0/0	10/11	
22 TBR	331	.205	.724	48	20	45	0/1	44/67	
23 TBR	492	.250	.842	71	31	98	1/0	58/104	
24 TB	454	.238	.784	66	26	78	1		

He's patient and makes contact at a pretty good rate but also hits the ball pretty hard. He managed to hit 31 dingers last year on only 23 barrels. He led all of baseball in HR - xHR, which if it means anything is a bad leading indicator. His contact rate says his batting average should be around .265, which would help if he hits fewer homers. For now, he's a much better fit in OBP leagues than BA leagues, but still young enough that he may make some other adjustments that help.

Kyren Paris

Bats: R				Age: 23				
YR/C 19:	20:	21:	22:	23:				
YR/E 19:	20:	21:	22:	23:				
ML C-0	1B-0	2B-2	SS-9	3B-0	OF-2	DH-1		
YR TM	AB	BA	OPS	R	HR	RBI	SB/CS	BB/K
23 AA	415	.255	.812	79	14	45	44/5	88/151
24 LAA	67	.159	.495	8	2	6	5	

He's missed a lot of developmental time to injuries, and has showed good strike zone judgment and a whole lot of swing and miss. Still, he's athletic, strong, a solid infielder, and fast as all get out. Can he learn better contact skills? Some do, but not many. Note that he had September surgery to repair a torn ligament in his thumb. He should be ready by Spring Training. Given his power and speed he could be a fantasy contributor with part time play in an AL Only if he makes the team. More likely he'll spend a good part of this year in Triple-A. ANGELS

38 HITTERS

Hoy Park

Bats: L		Age: 28									
YR/C 19:	20:	21:	22:	23:							
YR/E 19:	20:	21:-\$3	22:-\$5	23:							
MN C-0	1B-	2B-	SS-	3B-	OF-	DH-					
YR TM	AB	BA	OPS	R	HR	RBI	SB/CS	BB/K			
21 - - -	128	.195	.629	16	3	14	1/1	18/38			
22 PIT	51	.216	.671	7	2	6	1/0	4/15			
23 AAA	317	.262	.759	49	6	42	16/2	60/86			

BABIP: .341 GB%: .42 FB%: .36 HR/FB: .07

Vinnie Pasquantino

Bats: L			Age: 27					\$19		
YR/C 19:	20:	21:	22:	23:\$23	2024					
YR/E 19:	20:	21:	22:\$9	23:\$2	Bid Price					
ML C-0	1B-44	2B-0	SS-0	3B-0	OF-0	DH-17				
YR TM	AB	BA	OPS	R	HR	RBI	SB/CS	BB/K		
22 KCR	258	.295	.865	25	10	26	1/0	35/34		
23 KCR	231	.247	.764	24	9	26	0/0	25/31		
24 KC	484	.273	.828	62	21	69	1			

Almost identical stat lines between 2022 and 2023, but the .050 decline in BABIP corresponds to a .048 point decline in batting average, a .059 decline in OBP, and a .023 decline in SLG. His season ended early in June with a torn labrum that was surgically repaired. He's a patient contact hitter who should have 20+ homer power if he gets more than 500 plate appearances. One note on that BABIP. While it is somewhat random it does respond to physical changes and for whatever reason, Pasquantino hit the ball softer last year and some of the BABIP loss can be attributed to that. But his xBA was .279, good enough not to scare you away.

Joc Pederson

Bats: L				Age: 32				\$10			
YR/C 19:\$10		20:\$14		21:\$12		22:\$5		23:\$12		2024	
YR/E 19:\$14		20:\$6		21:\$10		22:\$18		23:\$6		Bid Price	
ML C-0		1B-2		2B-0		SS-0		3B-0		OF-37	
DH-79											
YR	TM	AB	BA	OPS	R	HR	RBI	SB/CS	BB/K		
21	- - -	429	.238	.732	55	18	61	2/3	39/117		
22	SFG	380	.274	.839	57	23	70	3/2	42/100		
23	SFG	358	.235	.771	59	15	51	0/0	57/89		
24	FA	414	.250	.793	63	20	65	1			

Wherever he goes he rightly mans the strong side of the platoon and has an .834 OPS against righties. That caps his upside and makes his value vulnerable when things don't go right, especially in mixed leagues, where he is mostly a streaming option.

Liover Peguero

Bats: R			Age: 24					\$8		
YR/C 19:	20:	21:	22:	23:	2024					
YR/E 19:	20:	21:	22:	23:\$2	Bid Price					
ML C-0	1B-0	2B-33	SS-39	3B-0	OF-0	DH-0				
YR TM	AB	BA	OPS	R	HR	RBI	SB/CS	BB/K		
23 AA	312	.260	.798	54	13	39	21/3	35/61		
23 PIT	198	.237	.655	21	7	26	6/2	11/67		
24 PIT	256	.244	.685	29	9	32	8			

He's youngish, so it wouldn't be fair to pass final judgment, but he was overwhelmed by big league pitching last year. Especially righties, though six of his seven homers came against them. So, let's say the jury is out. On a pitch level he was bested by fastballs and sliders but fared better against softer stuff, but given that he'd only seen 34 plate appearances above Double-A when he was called up in July he's clearly learning on the job. There's potential here, he's a 95th percentile speed guy who hits the ball fairly hard, just most often on the ground. Just don't overestimate the upside..

Jeremy Pena

Bats: R		Age: 27					\$10		
YR/C 19:	20:	21:	22:\$5	23:\$21	2024				
YR/E 19:	20:	21:	22:\$21	23:\$15	Bid Price				
ML C-0	1B-0	2B-0	SS-15038	3B-0	OF-0	DH-0			
YR TM	AB	BA	OPS	R	HR	RBI	SB/CS	BB/K	
22 HOU	521	.253	.718	72	22	63	11/2	22/135	
23 HOU	577	.263	.705	81	10	52	13/9	43/129	
24 HOU	580	.262	.714	80	16	63	13		

He compensated for an overly aggressive approach by becoming more selective and it worked, he walked more last year and struck out less. He also hit fewer balls hard and more on the ground, leading to a lot fewer homers. For the Astros his contribution to their offense ended up being about the same, but for fantasy owners he contributed about 25 percent less than the year before. That means he might be cheaper this year, with some chance of getting back to his slug-first ways.

David Peralta

Bats: L			Age: 37						\$2		
YR/C 19:\$20	20:\$14	21:\$12	22:\$6	23:\$4	2024						
YR/E 19:\$10	20:\$16	21:\$12	22:\$10	23:\$8	Bid Price						
ML C-0	1B-0	2B-0	SS-0	3B-0	OF-123	DH-6					
YR TM	AB	BA	OPS	R	HR	RBI	SB/CS	BB/K			
21 ARI	487	.259	.728	57	8	63	2/1	46/92			
22 - - -	439	.251	.743	39	12	59	1/3	41/114			
23 LAD	394	.259	.689	47	7	55	4/1	20/72			
24 FA	370	.259	.717	41	8	49	3				

He managed to get 422 plate appearances last year with the Dodgers, which is some kind of endorsement, but for fantasy purposes the lack of power and speed and OBP make him a one-trick offensive pony, plus defense. That's not really your typical left fielder profile. He's getting to the age where it could all go away in a hurry.

Jose Peraza

Bats: R				Age: 30							
YR/C 19:\$24		20:\$7		21:\$1		22:		23:\$2			
YR/E 19:\$4		20:\$2		21:\$2		22:		23:			
MN C-0		1B-		2B-		SS-		3B-		OF- DH-	
YR	TM	AB	BA	OPS	R	HR	RBI	SB/CS	BB/K		
21	NYM	142	.204	.647	21	6	20	1/0	9/26		
23	A	159	.258	.686	26	2	11	1/0	6/32		

Geraldo Perdomo

Bats: B	Age: 25	\$7									
YR/C 19:	20:	21:	22:\$1	23:\$1	2024						
YR/E 19:	20:	21:	22:\$9	23:\$10	Bid Price						
MLC-C-0	1B-0	2B-2B	SS-11	63B-16	OF-0	DH-0					
YR TM	AB	BA	OPS	R	HR	RBI	SB/CS	BB/K			
22 ARI	431	.195	.556	58	5	40	9/2	50/103			
23 ARI	407	.246	.710	71	6	47	16/4	64/86			
24 ARI	346	.246	.702	53	6	37		11			

His steals might help, especially in an OBP league, but the batting average looks like it's always going to be a problem. Plus, he has a budding star nipping at his heels.

Everson Pereira

Bats: R	Age: 23	\$2									
YR/C 19:	20:	21:	22:	23:	2024						
YR/E 19:	20:	21:	22:	23:	Bid Price						
MLC-C-0	1B-0	2B-0	SS-0	3B-0	OF-27	DH-0					
YR TM	AB	BA	OPS	R	HR	RBI	SB/CS	BB/K			
23 AA	303	.300	.930	53	18	64	11/2	32/98			
23 NYY	93	.151	.427	6	0	10	4/0	8/40			
24 NYY	247	.188	.533	22	4	29		8			

Advanced quickly up the Yankees system once he got healthy in 2022, and last year spent time in Double-A, Triple-A, and with the big club from late August on. Minor league strikeout rates near 30 percent didn't stop him from hitting the ball often and hard in the minors, but he stumbled in the majors, striking out nearly 39 percent of the time. It's hard to see major league at bats for him now given the Yankees outfield, but lots could happen before opening day. He has little to prove in Triple-A and lots to prove in the majors.

Carlos Perez

Bats: R	Age: 28										
YR/C 19:	20:	21:	22:	23:							
YR/E 19:	20:	21:	22:	23:							
MLC-C-20	1B-0	2B-0	SS-0	3B-0	OF-0	DH-3					
YR TM	AB	BA	OPS	R	HR	RBI	SB/CS	BB/K			
23 AAA	287	.240	.709	31	12	34	0/0	19/41			

BABIP: .242 GB%: .35 FB%: .43 HR/FB: .11

Carlos Perez

Bats: R	Age: 34										
YR/C 19:	20:	21:	22:	23:							
YR/E 19:	20:	21:	22:	23:-\$2							
MLC-C-31	1B-15	2B-20	SS-0	3B-0	OF-1	DH-14					
YR TM	AB	BA	OPS	R	HR	RBI	SB/CS	BB/K			
23 OAK	168	.226	.664	17	6	20	0/0				

Signed a minor-league deal with the Athletics.

Joe Perez

Bats: R	Age: 25										
YR/C 19:	20:	21:	22:	23:							
YR/E 19:	20:	21:	22:	23:							
MN C-0	1B-	2B-	SS-	3B-3B	OF-	DH-					
YR TM	AB	BA	OPS	R	HR	RBI	SB/CS	BB/K			
23 AA	438	.272	.817	74	20	72	5/3	57/133			

A power-hitting third baseman with limited contact skills and defense. Now with the Pirates.

Michael Perez

Bats: L	Age: 32										
YR/C 19:\$1	20:\$1	21:	22:	23:							
YR/E 19:	20:-\$3	21:-\$7	22:-\$6	23:							
MLC-C-3	1B-0	2B-0	SS-0	3B-0	OF-0	DH-0					
YR TM	AB	BA	OPS	R	HR	RBI	SB/CS	BB/K			
21 PIT	210	.143	.511	19	7	21	0/1	19/68			
22 ---	121	.149	.502	10	6	14	1/0	10/32			
23 AAA	230	.204	.671	27	9	27	0/0	34/64			
24 FA	90	.182	.578	9	3	10		1			

BABIP: .238 GB%: .43 FB%: .36 HR/FB: .15

Roberto Perez

Bats: R	Age: 36										
YR/C 19:	20:\$5	21:\$2	22:\$2	23:							
YR/E 19:\$8	20:-\$2	21:-\$5	22:-\$4	23:							
MLC-C-5	1B-0	2B-0	SS-0	3B-0	OF-0	DH-0					
YR TM	AB	BA	OPS	R	HR	RBI	SB/CS	BB/K			
21 CLE	141	.149	.561	13	7	17	1/0	17/56			
22 PIT	60	.233	.705	8	2	8	0/0	9/25			
24 BOS	110	.195	.621	12	4	13		1			

Many of the Perez's in this year's Guide are catchers. He signed a minor league deal with the Red Sox.

Salvador Perez

Bats: R	Age: 34	\$16									
YR/C 19:\$5	20:\$13	21:\$18	22:\$26	23:\$20	2024						
YR/E 19:	20:\$17	21:\$30	22:\$12	23:\$14	Bid Price						
MLC-C-91	1B-23	2B-0	SS-0	3B-0	OF-0	DH-29					
YR TM	AB	BA	OPS	R	HR	RBI	SB/CS	BB/K			
21 KCR	620	.273	.859	88	48	121	1/0	28/170			
22 KCR	445	.254	.764	48	23	76	0/0	18/109			
23 KCR	538	.255	.727	59	23	80	0/0	19/135			
24 KC	519	.259	.749	62	27	84		0			

According to Baseball Savant his expected homers in 2021, when he hit 48, was 51. Could he do that again? He hit the perfect storm that year with lots of playing time, lots of barrels, and lots of fly balls finding the stands. The last two years he's had fewer barrels and a lower rate leaving the yard as well as fewer at bats, so 2021 looks rather like an outlier in his career line. He is still hitting the ball hard and he's still not walking much, so we can't completely rule out stormy weather (of the good kind).

Blake Perkins

Bats: B	Age: 28										
YR/C 19:	20:	21:	22:	23:							
YR/E 19:	20:	21:	22:	23:\$0							
MLC-C-0	1B-0	2B-0	SS-0	3B-0	OF-61	DH-4					
YR TM	AB	BA	OPS	R	HR	RBI	SB/CS	BB/K			
23 AAA	156	.308	.907	28	4	17	5/2	24/39			
23 MIL	143	.217	.671	28	4	20	5/2	23/46			
24 MIL	65	.218	.674	12	2	9		2			

Good speed and defense could earn him a backup outfield role.

Jace Peterson

Bats: L	Age: 34										
YR/C 19:	20:	21:	22:\$2	23:\$3							
YR/E 19:-\$3	20:\$0	21:\$6	22:\$7	23:\$1							
MLC-C-0	1B-1	2B-21	SS-0	3B-11	2OF-1	DH-3					
YR TM	AB	BA	OPS	R	HR	RBI	SB/CS	BB/K			
21 MIL	259	.247	.714	36	6	31	10/1	38/68			
22 MIL	288	.236	.709	44	8	34	12/1	33/85			
23 ---	374	.211	.617	35	6	37	15/2	47/101			
24 ARI	199	.229	.670	23	4	21		8			

A classic utilityman, he earned extra playing time last year that it is unlikely he'll find this year unless there are injuries. He walks enough with defensive flexibility to warrant a bench job in the majors, but isn't likely to be much better than a fill-in in NL only leagues.

Tommy Pham

Bats: R	Age: 36	\$10									
YR/C 19:\$26	20:\$26	21:\$23	22:\$14	23:\$5	2024						
YR/E 19:\$26	20:\$8	21:\$14	22:\$16	23:\$17	Bid Price						
MLC-C-0	1B-0	2B-0	SS-0	3B-0	OF-81	DH-44					
YR TM	AB	BA	OPS	R	HR	RBI	SB/CS	BB/K			
21 SDP	475	.229	.724	74	15	49	14/6	78/128			
22 ---	554	.236	.705	89	17	63	8/3	56/167			
23 ---	426	.256	.787	55	16	68	22/3	47/106			
24 FA	489	.244	.736	70	17	65		16			

His price was depressed last year because he was coming off a poor season, was getting old, and there wasn't a clear path to playing time

with the Mets, but he bounced back and after a trade and helped the Diamondbacks make the playoffs. Given his age it would be foolish to expect him to top last year's production, and the risk is that whatever ailed him in 2022 will bog him down again in the future, but with his bounceback in stolen bases and his solid skills the more he's discounted the more attractive he becomes.

Brett Phillips

Bats: L	Age: 30										
YR/C 19:\$1	20:\$1	21:	22:\$1	23:							
YR/E 19:-\$6	20:\$3	21:\$6	22:-\$6	23:-\$4							
MLC-C-0	1B-0	2B-0	SS-0	3B-0	OF-31	DH-1					
YR TM	AB	BA	OPS	R	HR	RBI	SB/CS	BB/K			
21 TBR	253	.206	.725	50	13	44	14/3	33/113			
22 ---	201	.144	.460	22	5	15	7/0	16/94			
23 AAA	213	.230	.734	37	6	25	7/3	42/87			
23 LAA	63	.175	.601	9	3	6	3/1	8/36			
24 FA	112	.176	.588	14	4	12		4			

BABIP: .344 GB%: .32 FB%: .35 HR/FB: .13

Kevin Pillar

Jose Ramirez

Bats: B	Age: 32	\$32									
YR/C 19:	\$39	20:\$34	21:\$40	22:\$41	23:\$40	2024					
YR/E 19:	\$21	20:\$38	21:\$34	22:\$36	23:\$31	Bid Price					
ML C-0	1B-0	2B-0	SS-0	3B-125	OF-0	DH-31					
YR TM	AB	BA	OPS	R	HR	RBI	SB/CS	BB/K			
21 CLE	552	.266	.893	111	36	103	27/4	72/87			
22 CLE	601	.280	.840	90	29	126	20/7	69/82			
23 CLE	611	.282	.839	87	24	80	28/6	73/73			
24 CLE	598	.280	.864	94	28	99	25				

Walked and struck out the same amount of times last year, the second year he’s walked as much or more than he struck out. The other was 2018. You don’t have to do that to be a good hitter, but if you can do that you are a good hitter. Last year’s hitter to do it: Alex Bregman, Luis Arraez, Juan Soto, and Ramirez. Ramirez has hit more line drives than he did in his big power years. That seems to be a different approach, though I’m sure if he wanted to he could adjust back. The bigger problem is he sits in the middle of a weak lineup. The arrival of the Naylor’s and others may change that, but time is running out.

Bryan Ramos

Bats: R	Age: 22	\$4									
YR/C 19:	20:	21:	22:	23:	2024						
YR/E 19:	20:	21:	22:	23:	Bid Price						
MN C-0	1B-	2B-	SS-	3B-3B	OF-	DH-					
YR TM	AB	BA	OPS	R	HR	RBI	SB/CS	BB/K			
23 A	307	.264	.809	49	15	50	4/3	38/79			
24 CHW	149	.267	.804	25	7	26	2				

Spent last year at Double-A for the most part (he had 17 PA in Single-A) and walked in more than 11 percent of his plate appearances, which is not bad for a guy with a rep as unschooled. He’s been pull heavy throughout the minors, but with an apparently improving approach and real power the Cuban import has a chance to be a force. Whether he is able to stick at third base will affect his fantasy value, but first he’ll spend some time at Triple-A before possibly reaching the majors later this year. WHITE SOX

Heliot Ramos

Bats: R	Age: 25										
YR/C 19:	20:	21:	22:	23:							
YR/E 19:	20:	21:	22:	23:	\$6						
ML C-0	1B-0	2B-0	SS-0	3B-0	OF-21	DH-3					
YR TM	AB	BA	OPS	R	HR	RBI	SB/CS	BB/K			
23 A	244	.303	.963	46	14	51	9/5	29/70			
23 SFG	56	.179	.537	5	1	2	0/0	4/20			
24 SFG	68	.212	.631	8	2	6	1				

BABIP: .368 GB%: .44 FB%: .29 HR/FB: .27

Henry Ramos

Bats: B	Age: 32										
YR/C 19:	20:	21:	22:	23:							
YR/E 19:	20:	21:	22:	23:	\$3						
ML C-0	1B-0	2B-0	SS-0	3B-0	OF-13	DH-9					
YR TM	AB	BA	OPS	R	HR	RBI	SB/CS	BB/K			
21 ARI	50	.200	.555	5	1	8	0/0	4/12			
23 AAA	280	.318	.956	52	13	55	6/4	41/65			
23 CIN	74	.243	.660	9	0	5	2/1	11/21			

BABIP: .374 GB%: .39 FB%: .32 HR/FB: .19

J.T. Realmuto

Bats: R		Age: 33				\$20			
YR/C	19	23	20:\$23	21:\$22	22:\$22	23:\$27	2024		
YR/E	19	\$22	20:\$20	21:\$19	22:\$29	23:\$16	Bid Price		
ML C-1331B-0	2B-0	SS-0	3B-0	OF-0	DH-0				
YR	TM	AB	BA	OPS	R	HR	RBI	SB/CS BB/K	
21	PHI	476	.263	.782	64	17	73	13/3 48/129	
22	PHI	504	.276	.820	75	22	84	21/1 41/119	
23	PHI	489	.252	.770	70	20	63	16/5 35/138	
24	PHI	477	.259	.768	67	19	69	16	

Nothing seems wrong, he just was off a little in a lot of little ways. No alarm bells here, he’s still fast and can certainly hit, so consider 2023 an off year. But it’s obviously a good idea not to expect catchers to thrive as the wear-and-tear of the job eats away at them over time. Realmuto’s defensive value last year was, for the first time, not good, according to Statcast. A warning?

Rob Refsnyder

Bats: R	Age: 33										
YR/C 19:	20:	21:	22:	23:							
YR/E 19:	20:-\$5	21:-\$1	22:\$5	23:\$2							
ML C-0	1B-0	2B-0	SS-0	3B-0	OF-71	DH-9					
YR TM	AB	BA	OPS	R	HR	RBI	SB/CS	BB/K			
21 MIN	139	.245	.663	21	2	12	1/0	17/40			
22 BOS	153	.307	.901	25	6	21	1/1	15/46			
23 BOS	202	.248	.683	31	1	28	7/2	33/47			
24 BOS	173	.264	.733	26	3	22	4				

The utilityman played more than in 2022 but didn’t get the BABIP bump. He swapped homers for steals, but expect him to do little more than be an adequate fill-in in an only league when someone else is hurt.

Zach Remillard

Bats: R	Age: 30										
YR/C 19:	20:	21:	22:	23:							
YR/E 19:	20:	21:	22:	23:	-\$1						
ML C-0	1B-0	2B-34	SS-4	3B-7	OF-12	DH-2					
YR TM	AB	BA	OPS	R	HR	RBI	SB/CS	BB/K			
23 AAA	234	.235	.703	46	5	28	16/1	34/50			
23 CHW	147	.252	.607	16	1	18	4/3	8/48			

BABIP: .276 GB%: .41 FB%: .38 HR/FB: .07

Anthony Rendon

Bats: R	Age: 34	\$7									
YR/C 19:	\$29	20:\$32	21:\$31	22:\$20	23:\$14	2024					
YR/E 19:	\$36	20:\$21	21:\$1	22:-\$1	23:-\$1	Bid Price					
ML C-0	1B-0	2B-0	SS-0	3B-43	OF-0	DH-0					
YR TM	AB	BA	OPS	R	HR	RBI	SB/CS	BB/K			
21 LAA	217	.240	.712	24	6	34	0/0	29/41			
22 LAA	166	.229	.721	15	5	24	2/0	23/35			
23 LAA	148	.236	.700	23	2	22	2/0	25/27			
24 LAA	406	.244	.725	53	11	60	3				

He’s only got three more years left on his contract with the Angels. He hasn’t been a productive player since 2020, logging a total of 685 plate appearances the last three years. Might he get healthy and produce? His excellent eye has been there during these turbulent times, but he hasn’t hit for power. Maybe if he slides over to DH he’ll stay healthier, but it’s worth remembering that since college health has been an issue for him, excepting those four glorious years in the center of his career. If he gets through Spring Training healthy his price will rise.

Hunter Renfroe

Bats: R	Age: 32	\$12									
YR/C 19:	\$12	20:\$11	21:\$8	22:\$19	23:\$19	2024					
YR/E 19:	\$8	20:\$6	21:\$20	22:\$18	23:\$7	Bid Price					
ML C-0	1B-5	2B-0	SS-0	3B-0	OF-128	DH-8					
YR TM	AB	BA	OPS	R	HR	RBI	SB/CS	BB/K			
21 BOS	521	.259	.816	89	31	96	1/2	44/130			
22 MIL	474	.255	.803	62	29	72	1/1	39/121			
23 ---	498	.233	.719	60	20	60	0/0	44/125			
24 KC	435	.246	.765	58	22	63	1				

If he jacks a few more and hits closer to .250 than .230, which he should, he could earn the way he did in 2021 and 2022, but his skills showed some fade last year and his defense in right field right now is of dubious value. The Angels ditched him last summer because they hoped to save some money, and the Reds

ditched him because he was hurt and they needed players, but he should have a long leash with the Royals.

Luis Rengifo

Bats: B	Age: 27	\$8									
YR/C 19:	20:	21:	22:	23:\$8	2024						
YR/E 19:	\$2	20:\$1	21:-\$2	22:\$17	23:\$12	Bid Price					
ML C-0	1B-0	2B-66	SS-37	3B-23	OF-21	DH-0					
YR TM	AB	BA	OPS	R	HR	RBI	SB/CS	BB/K			
21 LAA	174	.201	.552	26	6	18	1/0	9/38			
22 LAA	489	.264	.710	45	17	52	6/2	17/79			
23 LAA	394	.264	.792	55	16	51	6/4	41/82			
24 LAA	482	.260	.746	62	18	58	7				

He dramatically increased his walk rate last year, which increases his value in OBP leagues. The surprising pop he’s shown the last two years isn’t really enough to push him into mixed league value, but he was handy in AL-Only leagues qualifying nearly everywhere but first base and catcher. His season ended in early September with surgery to repair his biceps tendon. He is expected to be ready for Spring Training.

Franmil Reyes

Bats: R	Age: 29	\$1									
YR/C 19:	\$11	20:\$20	21:\$17	22:\$22	23:\$2	2024					
YR/E 19:	\$15	20:\$19	21:\$16	22:\$5	23:-\$5	Bid Price					
ML C-0	1B-0	2B-0	SS-0	3B-0	OF-5	DH-12					
YR TM	AB	BA	OPS	R	HR	RBI	SB/CS	BB/K			
21 CLE	418	.254	.846	57	30	85	4/1	43/149			
22 ---	438	.221	.665	43	14	47	2/1	30/157			
23 AAA	143	.217	.721	22	6	23	0/0	21/43			
23 KCR	59	.186	.550	5	2	7	0/0	4/24			
24 FA	161	.225	.690	18	7	22	1				

Released in August by the Nats, he didn’t sign with anyone else. A .709 OPS in Triple-A as a DH does not excite ML general managers.

Pablo Reyes

Bats: R	Age: 31			
---------	---------	--	--	--

Player Name

Matt Reynolds																
Bats: R				Age: 34												
YR/C 19:		20:		21:		22:		23:								
YR/E 19:		20:-\$7		21:		22:\$3		23:								
ML C-0		1B-1		2B-0		SS-0		3B-2		OF-0		DH-0				
YR TM		AB		BA		OPS		R		HR		RBI	SB/CS	BB/K		
22		---		244		.246		.665		31		3		23	5/0	26/78
23		AAA		444		.266		.881		76		22		90	8/0	60/141
BABIP:		.332		GB%:		.37		FB%:		.40		HR/FB:		.18		

Austin Riley										\$32	
Bats: R			Age: 27								
YR/C 19:	20:\$7	21:\$14	22:\$26	23:\$32	2024						
YR/E 19:\$3	20:\$13	21:\$31	22:\$32	23:\$33	Bid Price						
ML C-0	1B-0	2B-0	SS-0	3B-159	OF-0	DH-0					
YR TM	AB	BA	OPS	R	HR	RBI	SB/CS	BB/K			
21 ATL	590	.303	.898	91	33	107	0/1	52/168			
22 ATL	615	.273	.845	90	38	93	2/0	57/168			
23 ATL	636	.281	.877	117	37	97	3/1	59/172			
24 ATL	607	.282	.868	101	36	100	2				

Three typical Riley season’s in a row. I know what I’m expecting.

Edwin Rios												
Bats: L			Age: 30									
YR/C 19:		20:		21:\$4		22:\$1		23:\$1				
YR/E 19:		20:\$4		21:-\$8		22:-\$2		23:				
ML C-0		1B-0		2B-0		SS-0		3B-5		OF-0		DH-10
YR	TM	AB	BA	OPS	R	HR	RBI	SB/CS	BB/K			
21	LAD	51	.078	.354	4	1	1	0/0	7/18			
22	LAD	86	.244	.783	12	7	17	0/1	5/36			
23	AAA	152	.263	.818	26	6	20	0/0	20/54			
BABIP: .370 GB%: .43 FB%: .30 HR/FB: .21												

Alfonso Rivas																		
Bats: L				Age: 28														
YR/C 19:		20:		21:		22:		23:										
YR/E 19:		20:		21:		22:\$2		23:-\$3										
ML C-0		1B-47		2B-0		SS-0		3B-0		OF-1		DH-0						
YR TM		AB		BA		OPS		R		HR		RBI	SB/CS		BB/K			
22		CHC		251		.235		.660		27		3		25		6/1	29/87	
23		AAA		208		.332		1.047		54		9		40		8/0		49/50
23		---		109		.229		.731		8		3		15		1/0		9/36
24		CLE		112		.240		.680		11		2		13		2		

Played more and ran more in 2022.

Emmanuel Rivera													\$3
Bats: R				Age: 28									
YR/C 19:			20:		21:		22:		23:		2024		
YR/E 19:			20:		21:-\$2		22:\$6		23:\$3		Bid Price		
ML C-0		1B-12		2B-0		SS-0		3B-65		OF-0		DH-9	
YR TM		AB		BA		OPS		R		HR		RBI SB/CS BB/K	
21		KCR		90		.256		.650		13		1 5 2/0 8/21	
22		---		330		.233		.696		46		12 40 1/2 23/83	
23		AAA		112		.330		1.017		23		5 25 1/0 12/18	
23		ARI		257		.261		.687		32		4 29 1/0 22/56	
24		ARI		252		.249		.696		33		6 29 1	

Started the season in Triple-A, hit when he was called up but after a post ASB slump was sent back down. Was called back up in September and really struggled.

Sebastian Rivero												
Bats: R				Age: 26								
YR/C 19:		20:		21:		22:		23:				
YR/E 19:		20:		21:		22:		23:				
MN C-0		1B-	2B-	SS-		3B-	OF-		DH-			
YR TM		AB	BA	OPS		R	HR	RBI	SB/CS		BB/K	
23 AA		242	.219	.619		25	4	28	0/1	14/51		
BABIP: .255				GB%: .33		FB%: .46			HR/FB: .04			

Anthony Rizzo													\$10
Bats: L				Age: 35									
YR/C 19:\$31			20:\$28			21:\$24		22:\$15		23:\$19		2024	
YR/E 19:\$25			20:\$18			21:\$16		22:\$15		23:\$5		Bid Price	
ML C-0		1B-92		2B-0		SS-0		3B-0		OF-0		DH-7	
YR TM		AB		BA		OPS		R		HR		RBI SB/CS BB/K	
21 ---		496		.248		.783		73		22 61		6/2 52/87	
22 NYY		465		.224		.733		77 32		75 6/5		58/101	
23 NYY		373		.244		.708		45 12		41 0/3		35/97	
24 NYY		458		.239		.737		65 22		63 4			

His season ended in August when he was diagnosed with post-concussion syndrome that traced back to a collision at first base with Fernando Tatis back in May. That very well might explain his very down season. At the time of the May injury he had 11 homers in two months but then just one more in the following two months before he was shut down. He said he was feeling fine at the end of the season, so the expectation is he'll be ready for spring training. That could be, but there are some who never really recover. Hope for a full recovery, but be prepared for ongoing issues.

Luis Robert											\$29	
Bats: R			Age: 27									
YR/C 19:	20:\$22	21:\$27	22:\$33	23:\$27	2024							
YR/E 19:	20:\$24	21:\$16	22:\$18	23:\$28	Bid Price							
ML C-0	1B-0	2B-0	SS-0	3B-0	OF-143	DH-0						
YR TM	AB	BA	OPS	R	HR	RBI	SB/CS	BB/K				
21	CHW	275	.338	.946	42	13	43	6/1	14/61			
22	CHW	380	.284	.759	54	12	56	11/3	17/77			
23	CHW	546	.264	.858	90	38	80	20/4	30/172			
24	CWS	583	.275	.820	89	32	88	19				

Able to play for most of the season, he showed the power and speed that has been expected of him. His contact rate dropped and he’s an aggressive swinger, so those high batting averages he showed in 2021 and 22 may be a thing of the past. Still, an offensive force if he can stay healthy.

Chuckie Robinson												
Bats: R				Age: 30								
YR/C 19:		20:		21:		22:		23:				
YR/E 19:		20:		21:		22:-\$7		23:				
MN C-0		1B-		2B-		SS-		3B-		OF-		DH-
YR	TM	AB	BA	OPS	R	HR	RBI	SB/CS	BB/K			
22	CIN	59	.136	.349	3	2	5	0/0	0/17			
23	AAA	369	.290	.815	57	13	74	7/2	32/77			

BABIP: .332 GB%: .54 FB%: .26 HR/FB: .17												
Victor Robles												\$2
Bats: R			Age: 27									
YR/C 19:\$23		20:\$26		21:\$22		22:\$6		23:\$3		2024		
YR/E 19:\$21		20:\$8		21:\$1		22:\$7		23:\$1		Bid Price		
ML C-0		1B-0		2B-0		SS-0		3B-0		OF-36		DH-0
YR TM		AB		BA		OPS		R		HR		RBI SB/CS BB/K
21 WSN		315		.203		.601		37		2		19 8/6 33/85
22 WSN		366		.224		.625		42		6		33 15/4 17/104
23 WSN		107		.299		.738		15		0		8 8/1 11/18
24 WAS		335		.237		.626		41		5		30 15

He was off to a decent start, for him, on pace for 30+ SB when he was felled by a back injury and missed the rest of the season. Expectations are so low he could be one of this year’s big surprises.

Brayan Rocchio													\$7
Bats: B				Age: 23									
YR/C 19:		20:		21:		22:		23:		2024			
YR/E 19:		20:		21:		22:		23:-\$4		Bid Price			
ML C-0		1B-0		2B-0		SS-18		3B-6		OF-0		DH-0	
YR TM		AB		BA		OPS		R		HR		RBI SB/CS BB/K	
23 AAA		468		.280		.793		81		7		65 25/7 60/66	
23 CLE		81		.247		.612		9		0		8 0/0 4/27	
24 CLE		387		.242		.672		51		7		45 10	

not make an out on 17 straight balls in play. Amazing, and there are even better seasons coming.

Jake Rogers

Bats: R		Age: 29				\$4		
YR/C 19:	20:	21:	22:	23:\$1	2024			
YR/E 19:	20:	21:-\$1	22:	23:\$5	Bid Price			
MLC-99	1B-0	2B-0	SS-0	3B-0	OF-1	DH-7		
YR TM	AB	BA	OPS	R	HR	RBI	SB/CS	BB/K
21 DET	113	.239	.795	17	6	17	1/0	11/46
23 DET	331	.221	.735	47	21	49	1/1	28/118
24 DET	273	.221	.725	38	15	39		2

Good defense should keep his power bat in the lineup even if he strikes out nearly 35 percent of his at bats, as he has so far in his major league career. He was down to 32.3 percent last year, so there's progress. But his batting average will hurt even if he improves some more.

Johan Rojas

Bats: R		Age: 23				\$11	
YR/C 19:	20:	21:	22:	23:	2024		
YR/E 19:	20:	21:	22:	23:\$6	Bid Price		
MLC-0	1B-0	2B-0	SS-0	3B-0	OF-57	DH-1	
YR TM	AB	BA	OPS	R	HR	RBI SB/CS BB/K	
23 AA	320	.306	.852	56	9	45 30/8 24/59	
23 PHI	149	.302	.759	24	2	23 14/1 5/42	
24 PHI	394	.244	.624	57	5	54 31	

The speedster's bat is lacking, that .300+ BA notwithstanding. Statcast xBA was .241. He had one barrel in 113 batted balls. But his defense in center will give him the edge in playing time, if he hits a little. There is the possibility he might not. Still, my brother, who works at the stadium in Reading, says he's a great guy, so I'm rooting for him.

Josh Rojas

Bats: L		Age: 30				\$10		
YR/C 19:	20:\$1	21:\$2	22:\$13	23:\$14	2024			
YR/E 19:-\$3	20:-\$2	21:\$17	22:\$22	23:\$6	Bid Price			
ML C-0	1B-0	2B-49	SS-0	3B-48	OF-2	DH-5		
YR TM	AB	BA	OPS	R	HR	RBI	SB/CS	BB/K
21 ARI	484	.264	.749	69	11	44	9/4	58/137
22 ARI	443	.269	.776	66	9	56	23/3	55/98
23 - - -	314	.245	.649	47	4	40	12/0	27/81
24 SEA	382	.255	.708	54	7	44	14	

What happened to him? The obvious answer is that he slumped last year, spent some time in the minors during the summer, and after being traded to the Mariners he was reborn. It could be, but the salient fact of his two big years is that he posted batting averages of .264 and .269 while his xBA based on his Statcast details were .232 and .239. In that context his xBA of .227 looks more similar than different. The possibility of a full-season rebound will elevate his price some, making him a risky bet that has some chance of paying off.

Miguel Rojas

Bats: R		Age: 35		\$1				
YR/C	19:\$12	20:\$5	21:\$8	22:\$11	23:\$4	2024		
YR/E	19:\$15	20:\$14	21:\$18	22:\$8	23:\$3	Bid Price		
MLC-0	1B-0	2B-1	SS-1213B-1	OF-0	DH-2			
YR TM	AB	BA	OPS	R	HR	RBI	SB/CS	BB/K
21 MIA	495	.265	.713	66	9	48	13/3	37/74
22 MIA	471	.236	.609	34	6	36	9/3	26/61
23 LAD	385	.236	.622	49	5	31	8/3	26/48
24 LAD	325	.247	.645	37	5	29	7	

He's never hit enough homers or stolen enough bases to have real roto value, but for a few years his good contact skills consistently led him to hit for a decent average. In those

years he could help a roto team, even though he made good roster construction harder. Last year he suffered with a somewhat weak BABIP and his batting average became hurtful. This year he's likely to be at most a weak-side platoon option and defensive substitute.

Brent Rooker

Bats: R		Age: 30				\$11	
YR/C 19:	20:	21:	22:	23:\$1	2024		
YR/E 19:	20:-\$4	21:-\$2	22:	23:\$15	Bid Price		
MLC-0	1B-0	2B-0	SS-0	3B-0	OF-58	DH-76	
YR TM	AB	BA	OPS	R	HR	RBI	SB/CS BB/K
21 MIN	189	201	.688	25	9	16	0/0 15/70
23 OAK	463	.246	.825	61	30	69	4/0 49/172
24 OAK	465	.235	.772	60	28	66	3

Breakout years at 29 have to be suspect, but Rooker's power is for real. Alas, so is his lack of defensive value and bountiful swing and miss. Don't expect this old dog to learn new tricks and please worry that those deficits will cost him playing time, but if they don't his breakout season looks to be reproducible.

Ben Rortvedt

Bats: L		Age: 27						
YR/C 19:	20:	21:	22:\$1		23:			
YR/E 19:	20:	21:-\$4		22:-\$7				
ML C-31	1B-0	2B-0	SS-0	3B-0	OF-0	DH-1		
YR TM	AB	BA	OPS	R	HR	RBI	SB/CS BB/K	
21 MIN	89	.169	.505	8	3	7	0/0 6/29	
23 A	117	.291	.916	22	6	23	2/0 17/32	
23 NYY	68	.118	.461	6	2	4	0/0 11/19	
24 NYY	66	.167	.600	6	3	5	0	
<hr/>								
BABIP: .354		GB%: .52		FB%: .24		HR/FB: .30		

BABIP: .354 GB%: .52 FB%: .24 HR/FB: .30

Amed Rosario

Bats: R		Age: 29					\$9			
YR/C	19:	20:	23:	21:	10:	22:	18:	23:	20	2024
YR/E	19:	\$27	20:	\$7	21:	\$10	22:	\$32	23:	\$14 Bid Price
ML	C-0	1B-0	2B-36	SS-1043	B-0	OF-0	DH-8			
YR	TM	AB	BA	OPS	R	HR	RBI	SB/CS	BB/K	
21	CLE	550	.282	.731	77	11	57	13/0	31/120	
22	CLE	637	.283	.740	86	11	71	18/4	25/111	
23	- - -	510	.263	.689	70	6	58	15/2	29/99	
24	FA	472	.274	.711	64	8	53	13		

Small declines across the board crushed his value last year. Looks like a good bounce back candidate if he can find the at bats, but we'll be able to judge better once he signs. At this point he's been on the board a long time and the dance cards are filling up.

Eddie Rosario

Bats: L		Age: 33		\$10				
YR/C	19:\$25	20:\$22	21:\$24	22:\$13	23:\$3	2024		
YR/E	19:\$24	20:\$22	21:\$13	22:-\$1	23:\$14	Bid Price		
ML C-0	1B-0	2B-0	SS-0	3B-0	OF-130	DH-10		
YR TM	AB	BA	OPS	R	HR	RBI	SB/CS	BB/K
21 - - -	379	.259	.739	42	14	62	11/3	26/61
22 ATL	250	.212	.561	27	5	24	3/0	17/68
23 ATL	478	.255	.758	64	21	74	3/4	34/122
24 FA	442	.248	.727	55	17	62	5	

He's settled in as an effective strong-side platoonist, without the power he showed when younger but with enough to keep him in the lineup against righties. He did demonstrate last year that the eye problems that led to 2022 surgery were behind him, at least for the most part. But marginal platoonist offense from a left-fielder means future playing time will always be in jeopardy. Not someone to bid up.

Egyu Rosario

Bats: R				Age: 25													
YR/C 19:		20:		21:		22:		23:									
YR/E 19:		20:		21:		22:		23:									
ML C-0		1B-0		2B-1		SS-0		3B-11		OF-0		DH-0					
YR TM		AB		BA		OPS		R		HR		RBI		SB/CS		BB/K	
23 AAA		173		.283		.827		27		6		32		4/5		21/40	
24 SD		68		.250		.752		9		2		9		2			

BABIP: .339 GB%: .43 FB%: .35 HR/FB: .13

Darin Ruf

Bats: R		Age: 38						
YR/C 19:	20:	21:\$1	22:\$7	23:\$1				
YR/E 19:	20:\$6	21:\$9	22:\$2	23:				
MLC-0	1B-4	2B-0	SS-0	3B-0	OF-0	DH-14		
YR TM	AB	BA	OPS	R	HR	RBI	SB/CS	BB/K
21 SFG	262	.271	.904	41	16	43	2/0	46/87
22 - - -	334	.204	.683	52	11	45	2/0	45/105
24 FA	152	.223	.698	22	5	20		1

It's looking like the end of the line for Ruf, who is looking for a job after his scantily played last season ended with a knee injury.

Esteyru Ruiz

Bats: R		Age: 25				\$16	
YR/C 19:	20:	21:	22:	23:\$13	2024		
YR/E 19:	20:	21:	22:	23:\$22	Bid Price		
MLC-0	1B-0	2B-0	SS-0	3B-0	OF-128	DH-3	
YR TM	AB	BA	OPS	R	HR	RBI SB/CS BB/K	
23 OAK	449	.254	.649	47	5	47 67/13 20/99	
24 OAK	433	.260	.677	56	7	48 60	

So far he's no Juan Pierre though he runs like him. Pierre had contact rates topping 90 percent. He struck out less than seven percent of the time in all but one season. Ruiz makes contact a little more than 75 percent of the time and had an xBA of .235 last year. But man can he run. Note that all those steals came after he spent a month on the IL in midsummer with a dislocated shoulder, suffered while diving back into first base on a pickoff play. When he came back in August he ended up splitting time with the left-batting Lawrence Butler. Might he end up a platoonist? His .619 OPS against righties suggests he might, though he doesn't necessarily have to come up to bat to be in position to run..

Keibert Ruiz

Bats: B			Age: 26			\$14		
YR/C 19:	20:	21:	22:\$11	23:\$12	2024			
YR/E 19:	20:-\$6	21:-\$2	22:\$7	23:\$13	Bid Price			
MLC-1171B-0	2B-0	SS-0	3B-0	OF-0	DH-16			
YR TM	AB	BA	OPS	R	HR	RBI	SB/CS	BB/K
21 - - -	88	.273	.742	10	3	15	0/0	6/9
22 WSN	394	.251	.675	33	7	36	6/1	30/50
23 WSN	523	.260	.721	55	18	67	1/1	31/58
24 WAS	486	.261	.716	51	15	60		3

He doesn't walk much because he's aggressive and makes contact, but he's not quick (8th percentile Sprint Speed) so the ball has to find a hole. That's going to limit his batting average, which is his best fantasy category. See if he starts swinging harder. That's his ticket to improvement.

Blake Rutherford

Bats: L		Age: 27					
YR/C 19:	20:	21:	22:	23:			
YR/E 19:	20:	21:	22:	23:			
MLC-T 0	1B-0	2B-0	SS-0	3B-0	OF-15	DH-0	
YR TM	AB	BA	OPS	R	HR	RBI SB/CS BB/K	
23 AA	280	.336	.977	39	12	49 7/2 24/56	
BABIP: .380 GB%: .45 FB%: .27 HR/FB: .19							

BABIP: .380 GB%: .45 FB%: .27 HR/FB: .19

Player Name

Adley Rutschman													\$21		
Bats: B				Age: 26											
YR/C 19:		20:		21:		22:\$8		23:\$21		2024					
YR/E 19:		20:		21:		22:\$13		23:\$21		Bid Price					
ML C-1101B-0			2B-0		SS-0		3B-0		OF-0		DH-46				
YR TM		AB		BA		OPS		R		HR		RBI		SB/CS BB/K	
22 BAL		398		.254		.792		70		13		42		4/0 65/86	
23 BAL		588		.277		.817		84		20		80		1/2 92/101	
24 BAL		557		.272		.824		88		20		73		2	

His first full season got off with a bang, a terrific opening day, and finished hot, with mostly solid streaks in between. An excellent eye and good bat control are his secrets, and while they may limit his power upside he should get better at picking spots in which to go for it (though he had a 1.662 OPS on 3-0, a 1.024 on 3-1, and a 1.076 on 2-0, and his highest fly ball rates were on those three counts, so he's already going for it). On the downside he's shown a little weakness on breaking pitches, which might be exploitable going forward. For now he's among the best backstops in the game, with a chance to get better.

Blake Sabol													\$3
Bats: L			Age: 26										
YR/C 19:	20:	21:	22:	23:\$2	2024								
YR/E 19:	20:	21:	22:	23:\$5	Bid Price								
ML C-55	1B-0	2B-0	SS-0	3B-0	OF-43	DH-10							
YR TM	AB	BA	OPS	R	HR	RBI	SB/CS	BB/K					
23 SFG	310	.235	.699	36	13	44	4/2	24/117					
24 SF	160	.236	.691	18	7	22	2						

Qualifies at Catcher! He made it through the Rule 5 gauntlet last year and didn't do too badly, but looks like he's going to get caught in a playing time vice this year. As a hitter, he's a good fit at catcher, and well worth a small bid if he's on the major league squad.

Ethan Salas												
Bats: L				Age: 18								
YR/C 19:		20:		21:		22:		23:				
YR/E 19:		20:		21:		22:		23:				
MN C-C		1B-		2B-		SS-		3B-		OF-		DH-
YR	TM	AB	BA	OPS	R	HR	RBI	SB/CS	BB/K			
23	A	254	.248	.763	40	9	41	5/3	30/75			

Spent most of last season in Single-A, but got some reps in High-A and Double-A, too. The results at the higher levels were weak, but heck, he was only 17 years old. He's a couple, maybe even three years, away at this point, but he's so ahead of the usual development curve it feels like anything can happen. PADRES

Cesar Salazar												
Bats: L			Age: 28									
YR/C 19:	20:	21:	22:	23:								
YR/E 19:	20:	21:	22:	23:								
ML C-9	1B-0	2B-0	SS-0	3B-0	OF-0	DH-0						
YR TM	AB	BA	OPS	R	HR	RBI	SB/CS	BB/K				
23 AAA	173	.191	.637	21	2	16	3/0	31/33				

BABIP: .223 GB%: .44 FB%: .35 HR/FB: .04

Ali Sanchez												
Bats: R			Age: 27									
YR/C 19:	20:	21:	22:	23:								
YR/E 19:	20:\$7	21:	22:	23:								
MN C-0	1B-	2B-	SS-	3B-	OF-	DH-						
YR TM	AB	BA	OPS	R	HR	RBI	SB/CS	BB/K				
23 AAA	238	.311	.877	37	11	43	0/3	26/42				
24 PIT	68	.229	.632	7	1	7	0					

BABIP: .335 GB%: .42 FB%: .27 HR/FB: .21

Gary Sanchez													\$3
Bats: R			Age: 32										
YR/C 19:\$23			20:\$19		21:\$12		22:\$9		23:\$3		2024		
YR/E 19:\$10			20:\$6		21:\$5		22:\$3		23:\$4		Bid Price		
ML C-66		1B-0		2B-0		SS-0		3B-0		OF-0		DH-7	
YR TM		AB		BA		OPS		R		HR		RBI SB/CS BB/K	
21 NYY		383		.204		.730		54		23		54 0/0 52/121	
22 MIN		419		.205		.656		42		16		61 2/0 40/136	
23 AAA		81		.210		.680		9		1		13 1/0 20/29	
23 - - -		240		.217		.788		33		19		47 0/0 21/67	
24 FA		266		.213		.723		34		15		42 1	

Big power, low average. If you can handle his weak batting average he can be an otherwise solid contributor. He should see regular at bats because of his catching skills, which have been better than expected over the years.

Jesus Sanchez													\$8
Bats: L				Age: 27									
YR/C 19:		20:		21:		22:\$12		23:\$3		2024			
YR/E 19:		20:\$7		21:\$4		22:\$6		23:\$8		Bid Price			
ML C-0		1B-0		2B-0		SS-0		3B-0		OF-118		DH-1	
YR TM		AB		BA		OPS		R		HR		RBI	SB/CS BB/K
21 MIA		227		.251		.808		27		14		36	0/1 20/78
22 MIA		313		.214		.676		38		13		36	1/0 26/92
23 MIA		360		.253		.778		43		14		52	3/1 38/107
24 MIA		407		.244		.758		50		18		56	3

He hits the ball hard but isn't getting to that power because he hits so many balls on the ground. He's a career .559 OPS against lefties, so we're looking at a platoon player. His improved batting average last year was for real, but his best fantasy role would be as a power bat driving the ball over the fence. That hasn't happened so far, so don't pay too much for him in only leagues and maybe he'll surprise.

Donny Sands												
Bats: R			Age: 28									
YR/C 19:		20:		21:		22:		23:				
YR/E 19:		20:		21:		22:		23:				
MN C-C		1B-	2B-	SS-	3B-	OF-	DH-					
YR TM		AB	BA	OPS	R	HR	RBI	SB/CS	BB/K			
23 AA		339	.230	.691	34	6	40	1/2	45/82			
24 DET		67	.229	.679	8	2	8	0				

BABIP: .281 GB%: .52 FB%: .22 HR/FB: .10

Miguel Sano												
Bats: R				Age: 31								
YR/C 19:\$12		20:\$19		21:\$17		22:\$13		23:				
YR/E 19:\$13		20:\$15		21:\$12		22:\$9		23:				
MN C-0		1B-	2B-	SS-		3B-		OF-		DH-		
YR TM	AB	BA	OPS	R	HR	RBI	SB/CS	BB/K				
21 MIN	470	.223	.778	68	30	75	2/1	59/183				
22 MIN	60	.083	.405	1	1	3	1/0	9/25				

Sat out last year and rehabbed his knee. Is looking to sign this year, but despite his power his otherwise limited skills are a problem.

Carlos Santana													\$6
Bats: B			Age: 38										
YR/C 19:\$17	20:\$21	21:\$17	22:\$8	23:\$5	2024								
YR/E 19:\$25	20:\$17	21:\$8	22:\$3	23:\$15	Bid Price								
ML C-0	1B-135	2B-0	SS-0	3B-0	OF-0								
DH-11													
YR TM	AB	BA	OPS	R	HR	RBI	SB/CS	BB/K					
21 KCR	565	.214	.660	66	19	69	2/0	86/102					
22 - - -	431	.202	.701	52	19	60	0/0	71/88					
23 - - -	550	.240	.754	78	23	86	6/0	65/104					
24 FA	504	.229	.730	66	21	73	3						

His revival was less a real revival and more the image of a man having better BABIP luck playing on more productive teams, plus six steals, the second highest of his career. Assume that's not going to happen again, and wonder how long he's going to keep pushing and how long someone will let him play. He's

not that big a power hitter and his walks no longer make him an OBP plus. At his prices the last two years he's well worth a shot, that's pretty safe, but expecting him to repeat yet again courts disappointment.

Anthony Santander													\$18
Bats: B			Age: 30										</

appearances, which means after that he hit .223 (with an .899 OPS, because he walked 20 times in 126 plate appearances, and hit six homers) after that. That includes an 0-31 between Sept 13 and 30, which landed him on the bench the last week. He'll likely land a utility role if he sticks this year.

Jonathan Schoop

Bats:	R	Age:	33
YR/C 19:	\$15	20:\$13	21:\$10 22:\$13 23:\$5
YR/E 19:	\$11	20:\$13	21:\$25 22:\$2 23:-\$5
ML C-0	1B-0	2B-27	SS-1 3B-24 OF-0 DH-1
YR TM	AB	BA	OPS R HR RBI SB/CS BB/K
21	DET	.623	.278 .755 85 22 84 2/0 37/133
22	DET	.481	.202 .536 48 11 38 5/0 19/107
23	DET	.136	.213 .563 15 0 7 0/0 13/37
24	FA	.281	.234 .643 32 6 27 2

Two terrible years and he didn't sign after being released in July. He might try to make it back but odds are against him.

Kyle Schwarber

Bats:	L	Age:	31
YR/C 19:	\$14	20:\$20	21:\$16 22:\$19 23:\$29 2024
YR/E 19:	\$18	20:\$15	21:\$18 22:\$22 23:\$13 Bid Price
ML C-0	1B-0	2B-0	SS-0 3B-0 OF-103 DH-57
YR TM	AB	BA	OPS R HR RBI SB/CS BB/K
21	- - -	.399	.266 .928 76 32 71 1/1 64/127
22	PHI	.577	.218 .798 100 46 94 10/1 86/200
23	PHI	.585	.197 .821 108 47 104 0/2 126/215
24	PHI	.543	.217 .837 100 43 92 4

He's got a nearly 14 percent career walk rate in his eight major league seasons and walked more than 17 percent of plate appearances last year. That helps him in OBP leagues because his career .225 batting average is a drag. He's hit 93 homers the last two years, ranking second in baseball behind only the AL season record holder. My formula dings him quite a bit for the bad batting averages, which can be managed if you build the right roster (or you play in an OBP league). Still, unlike Judge he's not injury-prone and he's unlikely to hit .280.

Victor Scott

Bats: L		Age: 22					
YR/C 19:	20:	21:	22:	23:			
YR/E 19:	20:	21:	22:	23:			
MN C-0	1B-	2B-	SS-	3B-	OF-CF	DH-	
YR TM	AB	BA	OPS	R	HR	RBI	SB/CS BB/K
23 AA	548	.303	#N/A	95	9	63	94/14 46/97

He's super-fast and athletic so he covers a lot of ground in center field. His bat is still considered raw but he had an .823 OPS in Double-A last year and an .805 in the Arizona Fall League. He'll surely start this year in Double-A or Triple-A and when he reaches the majors scouts are skeptical the bat is going to play, but wherever he goes he will run. CARDINALS

Corey Seager

Bats:	L	Age:	30
YR/C 19:	\$22	20:\$21	21:\$28 22:\$23 23:\$28 2024
YR/E 19:	\$16	20:\$27	21:\$16 22:\$22 23:\$36 Bid Price
ML C-0	1B-0	2B-0	SS-1123B-0 OF-0 DH-7
YR TM	AB	BA	OPS R HR RBI SB/CS BB/K
21	LAD	.353	.306 .915 54 16 57 1/1 48/66
22	TEX	.593	.245 .756 91 33 83 3/0 58/103
23	TEX	.477	.327 1.024 88 33 96 2/1 49/88
24	TEX	.537	.294 .908 91 32 92 3

The difference between 2022 and 2023 was about .080 points of BABIP, but Seager also hit the ball harder last year which means it

wasn't just a matter of luck. He's probably not going to hit .325+ again and he's probably not going to hit less than .250 again, but the former is more likely than the latter.

Jean Segura

Bats:	R	Age:	34
YR/C 19:	\$27	20:\$21	21:\$17 22:\$17 23:\$12 2024
YR/E 19:	\$20	20:\$18	21:\$23 22:\$16 23:-\$2 Bid Price
ML C-0	1B-0	2B-0	SS-0 3B-84 OF-0 DH-0
YR TM	AB	BA	OPS R HR RBI SB/CS BB/K
21	PHI	.514	.290 .783 76 14 58 9/3 39/78
22	PHI	.354	.277 .804 45 10 33 13/6 25/58
23	MIA	.301	.219 .555 25 3 21 6/2 22/47
24	FA	.184	.260 .675 21 4 17 5

He was just as fast last year as every year since he turned 27, but he ran more back then. His fantasy value depends on volume and batting average and last year he had neither. He didn't sign after he was released last August, but if he tries to come back he's worth giving a look.

Marcus Semien

Bats:	R	Age:	34
YR/C 19:	\$16	20:\$24	21:\$22 22:\$28 23:\$29 2024
YR/E 19:	\$30	20:\$17	21:\$35 22:\$30 23:\$33 Bid Price
ML C-0	1B-0	2B-162	SS-0 3B-0 OF-0 DH-0
YR TM	AB	BA	OPS R HR RBI SB/CS BB/K
21	TOR	.652	.265 .873 115 45 102 15/1 66/146
22	TEX	.657	.248 .752 101 26 83 25/8 53/120
23	TEX	.670	.276 .832 122 29 100 14/3 72/110
24	TEX	.610	.265 .808 104 29 86 16

As his age creeps up so does the risk of decay, but he didn't show signs of slowing down last year. And there is extra value for piling up the at bats if they're decent enough.

Nick Senzel

Bats:	R	Age:	29
YR/C 19:	\$15	20:\$14	21:\$14 22:\$6 23:\$3 2024
YR/E 19:	\$11	20:\$0	21:-\$2 22:\$6 23:\$6 Bid Price
ML C-0	1B-0	2B-6	SS-0 3B-57 OF-54 DH-4
YR TM	AB	BA	OPS R HR RBI SB/CS BB/K
21	CIN	.111	.252 .638 18 1 8 2/5 12/16
22	CIN	.373	.231 .632 45 5 25 8/5 30/76
23	CIN	.301	.236 .702 49 13 42 6/2 26/74
24	WAS	.252	.237 .658 36 7 27 5

Got off to a good start when healthy, but then hurt his knee in late May and by August was sent down to the minors. Apart from his health struggles he's been passed by all the Reds' young talent so he's either going to be a utility guy or end up on another team when he's healthy. Tons of talent and potential, but seems to always be living in a world of limp. A lottery ticket in the endgame, in all likelihood.

Brian Serven

Bats: R		Age: 29			
YR/C 19:	20:	21:	22:	23:	
YR/E 19:	20:	21:	22:-\$3	23:	
ML C-10	1B-0	2B-0	SS-0	3B-0	OF-0 DH-1
YR TM	AB	BA	OPS	R	HR RBI SB/CS BB/K
22	COL	.187	.203	.610	19 6 16 0/0 13/44
23	AAA	.151	.199	.584	14 5 20 0/0 8/51
24	COL	.93	.197	.571	9 3 10 1

BABIP: .258 GB%: .41 FB%: .39 HR/FB: .13

Pedro Severino

Bats:	R	Age:	31
YR/C 19:	20:\$3	21:\$5	22:\$2 23:
YR/E 19:	\$6	20:\$10	21:\$6 22: 23:
MN C-0	1B-	2B-	SS- 3B- OF- DH-
YR TM	AB	BA	OPS R HR RBI SB/CS BB/K
21	BAL	.379	.248 .690 32 11 46 0/0 34/109
23	AAA	.241	.245 .737 43 10 36 7/0 25/55

BABIP: .278 GB%: .36 FB%: .39 HR/FB: .14

Gavin Sheets

Bats:	L	Age:	28
YR/C 19:	20:	21:	22:\$3 23:\$4 2024
YR/E 19:	20:	21:\$1	22:\$7 23:-\$2 Bid Price
ML C-0	1B-22	2B-0	SS-0 3B-0 OF-73 DH-11
YR TM	AB	BA	OPS R HR RBI SB/CS BB/K
21	CHW	.160	.250 .830 23 11 34 0/0 16/40
22	CHW	.377	.241 .697 34 15 53 0/0 27/86
23	CHW	.311	.203 .610 24 10 43 1/0 28/66
24	CWS	.320	.229 .692 31 13 46 1

Big fella has outsized power and good contact skills, but hasn't been able to get things going. He is absolutely a zero (actually a .332 OPS) against lefties and only a .726 against righties. Power and a good eye should be fixable, but time is running out.

Braden Shewmake

Bats: L		Age: 27															
YR/C 19:		20:		21:		22:		23:									
YR/E 19:		20:		21:		22:		23:									
ML C-0		1B-0		2B-0		SS-2		3B-0		OF-0		DH-0					
YR TM		AB		BA		OPS		R		HR		RBI		SB/CS		BB/K	
23		AAA		.474		.234		.717		79		16		69		27/1 39/104	
24		CWS		.139		.234		.676		18		4		16		4	

Traded to the White Sox by the Braves, he now has 833 Triple-A plate appearances and only four in the majors. He has hit 23 homers and stolen 36 bases in Triple-A, but he's aged out of prospect status. His speed will make him attractive if he makes the big team at some point.

Zack Short

Bats: R		Age: 29						
YR/C 19:	20:	21:	22:	23:				
YR/E 19:	20:	21:-\$1	22:	23:-\$2				
ML C-0	1B-0	2B-53	SS-33	3B-31	OF-4	DH-1		
YR TM	AB	BA	OPS	R	HR	RBI	SB/CS	BB/K
21 DET	156	.141	.521	21	6	20	2/0	22/59
23 AAA	82	.195	.767	20	5	12	1/1	18/32
23 DET	221	.204	.632	17	7	33	5/0	28/66
24 NYM	110	.193	.631	11	4	16	2	

BABIP: .244 GB%: .24 FB%: .55 HR/FB: .19

Michael Siani

Bats: L		Age: 25					
YR/C 19:	20:	21:	22:	23:			
YR/E 19:	20:	21:	22:	23:			
ML C-0	1B-0	2B-0	SS-0	3B-0	OF-5	DH-2	
YR TM	AB	BA	OPS	R	HR	RBI SB/CS BB/K	
23 AAA	.409	.227	.703	69	9	48 23/4 76/117	

BABIP: .293 GB%: .45 FB%: .33 HR/FB: .09

CARDINALS

Magneuris Sierra

YR/C 19:	20:\$1	21:	22:	23:
YR/E 19:	20:\$0	21:\$2	22:-\$5	23:
MN C-0	1B-	2B-	SS-	3B- OF- DH-
YR TM	AB	BA	OPS	R HR RBI SB/CS BB/K
21 MIA	.209	.230	.548	27 0 5 11/0 15/50
22 LAA	.91	.165	.410	7 0 5 6/1 4/25
23 AAA	.193	.218	.592	26 2 21 11/1 21/55

BABIP: .292 GB%: .61 FB%: .22 HR/FB: .06

Ronny Simon

Bats: B		Age: 24					
YR/C 19:		20:	21:	22:	23:		
YR/E 19:		20:	21:	22:	23:		
MN C-0		1B-	2B-2B	SS-	3B-	OF-	DH-
YR TM	AB	BA	OPS	R	HR	RBI	SB/CS BB/K
23 AA	.480	.250	.747	82	13	56	31/12 61/118

BABIP: .301 GB%: .48 FB%: .38 HR/FB: .10

RAYS

Juan Soto

Bats: L	Age: 26	\$30				
YR/C 19:	\$30	20:\$37	21:\$42	22:\$42	23:\$39	2024
YR/E 19:	\$29	20:\$31	21:\$33	22:\$20	23:\$31	Bid Price
ML C-0	1B-0	2B-0	SS-0	3B-0	OF-154	DH-7
YR TM	AB	BA	OPS	R	HR	RBI SB/CS BB/K
21 WSN	502	.313	.999	111	29	95 9/7 145/93
22 - - -	524	.242	.844	93	27	62 6/2 135/96
23 SDP	568	.275	.936	97	35	109 12/5 132/129
24 NYY	538	.275	.935	101	32	95 10

He's a great hitter because he walks nearly 20 percent of the time, but all those walks reduce the number of his at-bats which reduces the influence his batting average has in those fantasy leagues that use BA. He set a career high of 12 in steals last year, which is nice, and pumps up his earnings. In OBP leagues he's a top player. In BA leagues he's a notch below.

Livan Soto

Bats: L	Age: 24					
YR/C 19:	20:	21:	22:	23:		
YR/E 19:	20:	21:	22:\$0	23:		
ML C-0	1B-0	2B-2	SS-2	3B-0	OF-0	DH-0
YR TM	AB	BA	OPS	R	HR	RBI SB/CS BB/K
22 LAA	55	.400	.986	9	1	9 1/1 2/13
23 AAA	405	.237	.708	66	9	47 1/1 63/117
24 LAA	68	.286	.705	10	0	8 0

BABIP: .307 GB%: .47 FB%: .29 HR/FB: .11 ANGELS

George Springer

Bats: R	Age: 35	\$20				
YR/C 19:	\$25	20:\$28	21:\$29	22:\$26	23:\$25	2024
YR/E 19:	\$27	20:\$22	21:\$12	22:\$27	23:\$21	Bid Price
ML C-0	1B-0	2B-0	SS-0	3B-0	OF-131	DH-21
YR TM	AB	BA	OPS	R	HR	RBI SB/CS BB/K
21 TOR	299	.264	.906	59	22	50 4/1 37/79
22 TOR	513	.267	.824	89	25	76 14/2 54/100
23 TOR	613	.258	.735	87	21	72 20/5 60/125
24 TOR	538	.261	.778	85	24	71 15

He's not hitting as many homers (he hit the ball nearly as hard as usual, but not as many left the yard) and he set a career-best for stolen bases. Is this a new George Springer? He's discounted a little because of his age and chance that he will run less and continue to hit a more modest number of big flies.

Jacob Stallings

Bats: R	Age: 35					
YR/C 19:	20:\$3	21:\$4	22:\$5	23:\$1		
YR/E 19:	\$0	20:\$5	21:\$6	22:\$2	23:-\$6	
ML C-82	1B-0	2B-0	SS-0	3B-0	OF-0	DH-5
YR TM	AB	BA	OPS	R	HR	RBI SB/CS BB/K
21 PIT	374	.246	.704	38	8	53 0/0 49/85
22 MIA	346	.223	.597	25	4	34 0/1 29/83
23 MIA	241	.191	.569	22	3	20 0/0 27/67
24 FA	178	.218	.610	17	3	19 0

Production and playing time has declined each year since he had 200+ at bats the first time, in 2019. There isn't much lower he can go than last year's .564 OPS.

Giancarlo Stanton

Bats: R	Age: 35	\$13				
YR/C 19:	\$33	20:\$25	21:\$22	22:\$24	23:\$19	2024
YR/E 19:	\$2	20:\$4	21:\$22	22:\$8	23:\$2	Bid Price
ML C-0	1B-0	2B-0	SS-0	3B-0	OF-33	DH-65
YR TM	AB	BA	OPS	R	HR	RBI SB/CS BB/K
21 NYY	510	.273	.870	64	35	97 0/0 63/157
22 NYY	398	.211	.748	53	31	78 0/0 50/137
23 NYY	371	.191	.698	43	24	60 0/0 41/124
24 NYY	400	.221	.770	52	28	71 0

The possibility of health problems doesn't mean that when he doesn't swing and miss he isn't one of the hardest hitters in the game. Only Acuna last year hit a ball harder. But he's

also a statistical mess whose homers are offset by all the outs he makes. In the end, there will be homers, to the extent he plays, and he'll be bid up by teams that are chucking batting average.

Max Stassi

Bats: R	Age: 33	\$1				
YR/C 19:	20:	21:\$3	22:\$5	23:\$1	2024	
YR/E 19:	20:\$6	21:\$5	22:-\$4	23:	Bid Price	
MN C-C	1B-	2B-	SS-	3B-	OF-	DH-
YR TM	AB	BA	OPS	R	HR	RBI SB/CS BB/K
21 LAA	282	.241	.752	45	13	35 0/0 28/101
22 LAA	333	.180	.585	32	9	30 0/0 38/112
24 CWS	178	.206	.636	20	6	19 1

Missed the first half of last year with a hip strain, then stayed home for the second half because the birth of a son was premature. The Angels included him in their deal with the Braves for David Fletcher as a salary dump, and the Braves moved him (paying some of that \$7M salary) to the White Sox, who will pair him with Korey Lee, their No. 4 prospect. Stassi has been solid defensively, but apart from the short 2020 season he has struggled making contact, posting acceptable batting averages when his BABIP was above average. He has a little power and might be worth a dollar in an AL-Only league because of it, but has little upside in his profile.

Spencer Steer

Bats: R	Age: 27	\$21				
YR/C 19:	20:	21:	22:	23:\$5	2024	
YR/E 19:	20:	21:	22:-\$5	23:\$24	Bid Price	
ML C-0	1B-73	2B-16	SS-0	3B-47	OF-47	DH-6
YR TM	AB	BA	OPS	R	HR	RBI SB/CS BB/K
22 CIN	95	.211	.617	12	2	8 0/1 11/26
23 CIN	582	.271	.826	74	23	86 15/3 68/139
24 CIN	551	.263	.797	78	23	81 12

The power was expected from this preseason favorite last year, but the steals were a nice surprise. He profiles more like a .250 hitter than a .270 one, but he bounced back after a midseason slump, showing resilience.

Michael Stefanic

Bats: R	Age: 28					
YR/C 19:	20:	21:	22:	23:		
YR/E 19:	20:	21:	22:-\$6	23:-\$3		
ML C-0	1B-0	2B-12	SS-0	3B-8	OF-0	DH-2
YR TM	AB	BA	OPS	R	HR	RBI SB/CS BB/K
22 LAA	61	.197	.539	5	0	0 0/0 5/12
23 AAA	381	.365	.933	67	5	62 8/7 60/33
23 LAA	62	.290	.735	5	0	6 0/1 8/8
24 LAA	66	.266	.701	7	1	6 1

BABIP: .388 GB%: .42 FB%: .28 HR/FB: .05

Tyler Stephenson

Bats: R	Age: 28	\$9				
YR/C 19:	20:	21:	22:\$13	23:\$16	2024	
YR/E 19:	20:-\$4	21:\$12	22:\$6	23:\$7	Bid Price	
ML C-92	1B-8	2B-0	SS-0	3B-0	OF-0	DH-43
YR TM	AB	BA	OPS	R	HR	RBI SB/CS BB/K
21 CIN	350	.286	.797	56	10	45 0/0 41/75
22 CIN	166	.319	.883	24	6	35 1/0 12/47
23 CIN	465	.243	.698	59	13	56 0/1 47/135
24 CIN	382	.262	.740	52	11	51 1

His calling card was power, but while he showed more of it last year than in the past the balls just didn't leave the yard they way we were expecting them to. He's worth another shot because he plays catcher, but the numbers there are weak enough that maybe he shouldn't. Don't over invest.

Andrew Stevenson

Bats: L	Age: 30					
YR/C 19:	20:	21:\$3	22:\$1	23:		
YR/E 19:	20:\$2	21:-\$1	22:	23:		
ML C-0	1B-0	2B-0	SS-0	3B-0	OF-21	DH-0
YR TM	AB	BA	OPS	R	HR	RBI SB/CS BB/K
21 WSN	192	.229	.630	22	5	23 1/1 13/61
23 AAA	416	.317	.915	91	16	57 44/5 42/97

BABIP: .383 GB%: .43 FB%: .29 HR/FB: .17

Cal Stevenson

Bats: L	Age: 28					
YR/C 19:	20:	21:	22:	23:		
YR/E 19:	20:	21:	22:-\$7	23:		
ML C-0	1B-0	2B-0	SS-0	3B-0	OF-6	DH-0
YR TM	AB	BA	OPS	R	HR	RBI SB/CS BB/K
22 OAK	60	.167	.449	5	0	1 1/1 8/23
23 AAA	216	.255	.845	54	9	33 19/5 60/67

BABIP: .313 GB%: .46 FB%: .32 HR/FB: .19

D.J. Stewart

Bats: L	Age: 31	\$4				
YR/C 19:	\$1	20:\$1	21:\$4	22:	23:	2024
YR/E 19:	-\$2	20:\$5	21:\$1	22:	23:\$2	Bid Price
ML C-0	1B-0	2B-0	SS-0	3B-0	OF-48	DH-7
YR TM	AB	BA	OPS	R	HR	RBI SB/CS BB/K
21 BAL	270	.204	.698	39	12	33 0/0 44/89
23 AAA	188	.229	.883	35	16	41 0/0 35/46
23 NYM	160	.244	.841	21	11	26 1/1 15/56
24 NYM	279	.225	.750	38	16	40 2

He's got good power versus righties, appears to be hopeless against lefties, and has plenty of swing and miss against everyone. He's signed with the Mets for this year as a strong-side platoonist. If he gets 400 at bats he could have a little deep league value because he won't cost much based on his history.

Trevor Story

Bats: R	Age: 32	\$18				
YR/C 19:	\$31	20:\$36	21:\$36	22:\$24	23:\$4	2024
YR/E 19:	\$35	20:\$37	21:\$23	22:\$12	23:-\$2	Bid Price
ML C-0	1B-0	2B-1	SS-36	3B-0	OF-0	DH-6
YR TM	AB	BA	OPS	R	HR	RBI SB/CS BB/K
21 COL	526	.251	.801	88	24	75 20/6 53/139
22 BOS	357	.238	.719	53	16	66 13/0 32/122
23 BOS	158	.203	.566	12	3	14 10/3 9/55
24 BOS	499	.236	.722	67	19	71 22

Expectations were for a late-season return and preseason bets on him seemed ready to pay off when he got back in early August. He was coming off Triple-A rehab with a 1.117 OPS, apparently hitting the ground running. Alas, he crashed like those Tik Toks of people trying to jump off a moving train. There have to be concerns after a disappointing 2022, his first in Boston, when he posted a career low OPS. Fears that he wouldn't be able to adjust after years of success in Colorado were warranted, but even if he's unable to produce as he did at altitude he should be, with health and a full season, a solid fantasy shortstop, hitting for power and stealing bases. Hope for Xander Bogaerts at this point, more than Francisco Lindor.

Bryson Stott

Bats: L	Age: 27	\$24				
YR/C 19:	20:	21:	22:\$5	23:\$13	2024	
YR/E 19:	20:	21:	22:\$11	23:\$26	Bid Price	
ML C-0	1B-0	2B-149	SS-0	3B-0	OF-0	DH-1
YR TM	AB	BA	OPS	R	HR	RBI SB/CS BB/K
22 PHI	427	.234	.664	58	10	49 12/4 36/89
23 PHI	585	.280	.759	78	15	62 31/3 39/100
24 PHI	553	.267	.727	73	14	62 24

Excellent year after a disappointing rookie campaign. There doesn't seem to be any

Player Name

reason he can't do something similar again, though more likely with a .260 BA.

Kyle Stowers

Bats: L		Age: 26											
YR/C 19:	20:	21:	22:	23:\$4									
YR/E 19:	20:	21:	22:-\$3	23:									
ML C-0	1B-0	2B-0	SS-0	3B-0	OF-10	DH-1							
YR TM	AB	BA	OPS	R	HR	RBI	SB/CS	BB/K					
22 BAL	91	.253	.705	11	3	11	0/0	5/29					
23 A+	258	.275	.967	51	21	58	3/2	43/80					
24 BAL	70	.211	.613	7	2	7		0					

BABIP: .311 GB%: .35 FB%: .41 HR/FB: .28

Myles Straw

Bats: R		Age: 30											
YR/C 19:\$1	20:\$2	21:\$9	22:\$21	23:\$8	2024								
YR/E 19:\$0	20:\$2	21:\$27	22:\$10	23:\$5	Bid Price								
ML C-0	1B-0	2B-0	SS-0	3B-0	OF-145	DH-0							
YR TM	AB	BA	OPS	R	HR	RBI	SB/CS	BB/K					
21 ---	564	.271	.695	86	4	48	30/6	67/121					
22 CLE	535	.221	.581	72	0	32	21/1	54/87					
23 CLE	462	.238	.605	52	1	29	20/6	42/97					
24 CLE	430	.241	.621	54	1	31		19					

Was either the limpest hitter in baseball last year or the second (behind teammate Steven Kwan). Runs enough to have a fantasy role, but is so one dimensional (apart from his defense) he's hard to roster.

Garrett Stubbs

Bats: L		Age: 31											
YR/C 19:	20:	21:	22:	23:\$1									
YR/E 19:	20:-\$7	21:	22:\$0	23:-\$4									
ML C-40	1B-0	2B-0	SS-0	3B-0	OF-1	DH-0							
YR TM	AB	BA	OPS	R	HR	RBI	SB/CS	BB/K					
22 PHI	106	.264	.781	19	5	16	2/0	14/30					
23 PHI	113	.204	.555	15	1	12	2/0	9/29					
24 PHI	90	.222	.640	12	2	11		2					

Does a good job as backup catcher on a team that has a catcher who plays every day. No indication he would hit much if he saw more playing time.

Eugenio Suarez

Bats: R		Age: 33											
YR/C 19:\$24	20:\$25	21:\$25	22:\$15	23:\$17	2024								
YR/E 19:\$27	20:\$19	21:\$8	22:\$17	23:\$11	Bid Price								
ML C-0	1B-0	2B-0	SS-0	3B-159	OF-0	DH-3							
YR TM	AB	BA	OPS	R	HR	RBI	SB/CS	BB/K					
21 CIN	505	.198	.713	71	31	79	0/1	56/171					
22 SEA	543	.236	.780	76	31	87	0/0	73/196					
23 SEA	598	.232	.730	68	22	96	2/1	70/214					
24 ARI	549	.229	.734	70	25	85		1					

If he played all his games in Cincinnati, as he played half his games in 2019 when he hit 49 homers, Statcast estimates he would have hit 36 homers last year. So, Seattle hurts. If he played in Phoenix full time he would have had 25 homers last year, similar to the 26 he would have had full time in Seattle. For instance, he had 50 barrels in 2019 when he hit all those dingers and he had 50 barrels last summer when he didn't reach 20. In both years he had roughly the same number at home as on the road, so the makeup of the baseball matters, too. What also matters is that he struck out more than 31 percent of the time last year. When he came up he was more of a line-drive hitter, but since the big homer year his profile turns on the big fly, which is a disaster when it doesn't leave the yard. Will he get back to basics or will he continue to fly out and whiff? The former isn't impossible, but I wouldn't count on it. So, fly out and whiff is it.

Brett Sullivan

Bats: L		Age: 30											
YR/C 19:	20:	21:	22:	23:									
YR/E 19:	20:	21:	22:	23:-\$5									
ML C-31	1B-0	2B-0	SS-0	3B-1	OF-0	DH-0							
YR TM	AB	BA	OPS	R	HR	RBI	SB/CS	BB/K					
23 AAA	238	.328	.943	45	7	41	9/3	32/27					
23 SDP	81	.210	.540	7	1	6	0/0	4/19					

BABIP: .336 GB%: .32 FB%: .39 HR/FB: .08

Jack Suwinski

Bats: L		Age: 26											
YR/C 19:	20:	21:	22:	23:\$3	2024								
YR/E 19:	20:	21:	22:\$4	23:\$12	Bid Price								
ML C-0	1B-0	2B-0	SS-0	3B-0	OF-139	DH-3							
YR TM	AB	BA	OPS	R	HR	RBI	SB/CS	BB/K					
22 PIT	326	.202	.694	45	19	38	4/2	41/114					
23 PIT	447	.224	.804	63	26	74	13/2	75/172					
24 PIT	450	.228	.790	66	26	70		10					

An .875 OPS in the first half, .695 in the second. A good September kept the second half from looking even worse. A lot of the problem was lefties, against whom he had a .608 OPS and a nearly 20 percent infield fly ball rate. Expect a platoon, which might help the rates but hurt the quantities.

Seiya Suzuki

Bats: R		Age: 30											
YR/C 19:	20:	21:	22:\$21	23:\$17	2024								
YR/E 19:	20:	21:	22:\$15	23:\$22	Bid Price								
ML C-0	1B-0	2B-0	SS-0	3B-0	OF-132	DH-5							
YR TM	AB	BA	OPS	R	HR	RBI	SB/CS	BB/K					
22 CHC	397	.262	.791	54	14	46	9/5	42/110					
23 CHC	515	.285	.854	75	20	74	6/7	59/130					
24 CHC	535	.275	.825	76	21	74		8					

His solid season met our expectations for his rookie year, which was derailed by injuries. If he decided to pull the ball more he'd hit more homers but would probably lose something else in the process.

Dansby Swanson

Bats: R		Age: 30											
YR/C 19:\$7	20:\$15	21:\$21	22:\$20	23:\$25	2024								
YR/E 19:\$13	20:\$28	21:\$21	22:\$35	23:\$16	Bid Price								
ML C-0	1B-0	2B-0	SS-1473	B-0	OF-0	DH-0							
YR TM	AB	BA	OPS	R	HR	RBI	SB/CS	BB/K					
21 ATL	588	.248	.760	78	27	88	9/3	52/167					
22 ATL	640	.277	.813	99	25	96	18/7	49/182					
23 CHC	565	.244	.747	81	22	80	9/1	66/154					
24 CHC	588	.255	.754	84	23	84		11					

His first year in Chicago was as radically different in production as the earnings suggests. 2022's BABIP inflated batting average came back to last year's BABIP deflated average, and his RBI and Runs numbers went down because the Cubs offense was not the Braves offense. Finally, he didn't run nearly as much and was successful half as often. You could blame the heel injury that landed him on the IL in July, but he wasn't running before that either. His Sprint Speed was the same last year as in 2022, but he was on first base in 2022 about 20 more times than last year. That's not enough to be the difference. Of course, he didn't run that much in the years before 2022, so maybe it's that year that's the outlier. At least he'll be cheaper this year.

Raimel Tapia

Bats: L		Age: 30											
YR/C 19:\$1	20:\$4	21:\$15	22:\$12	23:\$1	2024								
YR/E 19:\$13	20:\$20	21:\$21	22:\$13	23:\$1	Bid Price								
ML C-0	1B-0	2B-0	SS-0	3B-0	OF-50	DH-1							
YR TM	AB	BA	OPS	R	HR	RBI	SB/CS	BB/K					
21 COL	487	.273	.698	69	6	50	20/6	40/70					
22 TOR	411	.265	.645	47	7	52	8/2	16/81					
23 AAA	104	.269	.801	19	4	11	7/2	18/28					
23 ---	148	.236	.657	28	3	13	10/2	17/40					
24 FA	255	.260	.685	35	4	28		10					

He wasn't really stinking it up when the Red Sox released him. He just wasn't that good, which based on what he did in Toronto his first year out of Colorado probably should have been expected. Milwaukee signed him because they needed an outfielder and he was terrible and then gone. Tampa similarly had some holes to fill late in the season and he had three hits in nine at bats (with two walks). Even a great defensive outfielder would have a hard time getting at bats with such a weak stick, and he's never been a great defender. A bounceback is unlikely.

Fernando Tatis Jr.

Bats: R		Age: 25											
YR/C 19:\$10	20:\$30	21:\$40	22:\$25	23:\$33	2024								
YR/E 19:\$22	20:\$38	21:\$34	22:	23:\$25	Bid Price								
ML C-0	1B-0	2B-1	SS-0	3B-0	OF-139	DH-3							
YR TM	AB	BA	OPS	R	HR	RBI	SB/CS	BB/K					
21 SDP	478	.282	.975	99	42	97	25/4	62/153					
23 SDP	575	.257	.775	91	25	78	29/4	53/141					
24 SD	563	.270	.848	98	32	88		28					

Came back in late April after his PEDs suspension raking, but struggled in the second half to a .680 OPS. He did not hit the ball as hard as he has in the past, perhaps

partly because he didn’t hit lefties either. If it persists it could cost him at bats.

Chris Taylor

Bats: R Age: 34

\$9

YR/C 19:	\$14	20:\$5	21:\$14	22:\$19	23:\$9	2024
YR/E 19:	\$11	20:\$20	21:\$21	22:\$7	23:\$10	Bid Price
ML C-0	1B-0	2B-3	SS-31	3B-28	OF-60	DH-7
YR TM	AB	BA	OPS	R	HR	RBI SB/CS BB/K
21 LAD	507	.254	.782	92	20	73 13/1 63/167
22 LAD	402	.221	.635	45	10	43 10/1 44/160
23 LAD	338	.237	.748	51	15	56 16/3 41/125
24 LAD	397	.233	.718	56	14	55 14

He was fine when he was able to play, but a variety of aches and pains and some IL time with a sore knee cost him at bats. Aches and pains and sore knees are a sign of advancing age, by the way, though if he’s able to stay healthy there is some potential profit here even on that crowded Dodger roster..

Michael A. Taylor

Bats: R Age: 33

\$5

YR/C 19:	\$4	20:\$1	21:\$3	22:\$5	23:\$2	2024
YR/E 19:	\$2	20:\$1	21:\$14	22:\$11	23:\$8	Bid Price
ML C-0	1B-0	2B-0	SS-0	3B-0	OF-126	DH-1
YR TM	AB	BA	OPS	R	HR	RBI SB/CS BB/K
21 KCR	483	.244	.652	58	12	54 14/7 33/144
22 KCR	414	.254	.696	49	9	43 4/2 35/109
23 MIN	355	.220	.721	48	21	51 13/1 26/130
24 FA	415	.237	.695	52	16	52 11

He showed surprising power and a highly elevated strikeout rate, so even his fine defense didn’t keep him in the lineup as the season progressed. He can be helpful if he’s really cheap.

Samad Taylor

Bats: R Age: 26

\$4

YR/C 19:	20:	21:	22:	23:	
YR/E 19:	20:	21:	22:	23:	-\$3
ML C-0	1B-0	2B-12	SS-0	3B-2	OF-16 DH-0
YR TM	AB	BA	OPS	R	HR RBI SB/CS BB/K
23 AAA	335	.301	.900	65	8 55 43/10 66/85
23 KCR	60	.200	.557	11	0 4 8/0 7/22

BABIP: .373 GB%: .42 FB%: .35 HR/FB: .09

Tyrone Taylor

Bats: R Age: 30

\$3

YR/C 19:	20:	21:	22:\$4	23:\$2	2024
YR/E 19:	20:-\$3	21:\$6	22:\$8	23:\$5	Bid Price
ML C-0	1B-0	2B-0	SS-0	3B-0	OF-75 DH-2
YR TM	AB	BA	OPS	R	HR RBI SB/CS BB/K
21 MIL	243	.247	.778	33	12 43 6/1 20/59
22 MIL	373	.233	.716	49	17 51 3/2 22/102
23 MIL	231	.234	.717	36	10 35 9/0 8/55
24 MIL	348	.237	.726	48	16 52 8

Elbow problems for the first four months cost him playing time, but he finished strong. A bottom of the barrel sort of outfielder nonetheless, whose power-speed combo is enticing, but whose aggressive approach generates a lot of outs.

Rowdy Tellez

Bats: L Age: 29

\$8

YR/C 19:	\$2	20:\$4	21:\$9	22:\$8	23:\$18	2024
YR/E 19:	\$5	20:\$10	21:\$4	22:\$14	23:\$1	Bid Price
ML C-0	1B-76	2B-0	SS-0	3B-0	OF-0	DH-20
YR TM	AB	BA	OPS	R	HR	RBI SB/CS BB/K
21 ---	297	.242	.719	34	11	36 0/0 23/65
22 MIL	529	.219	.747	67	35	89 2/1 62/121
23 MIL	311	.215	.681	26	13	47 0/0 35/86
24 PIT	425	.227	.733	49	22	65 1

The first two months last year he hit 12 homers while playing mostly against lefties. At some point in June his forearm started to bother him and maybe that explains a month

in which he hit .170 with zero homers. He was on the IL for nearly all of July and as he prepared to come off the IL he fractured a finger while shagging fly balls and went on to miss another few weeks. He was terrible after coming off the IL, but let’s chalk that up to rust. He’s now signed with the Pirates and will likely play first base and platoon. When healthy he’s a solid power hitter against righties whose xBAs the past few years have been much higher than his actual BA, which is a slight reason to hope he could be surprising in Steel City.

Jose Tena

Bats: L Age: 23

\$4

YR/C 19:	20:	21:	22:	23:	
YR/E 19:	20:	21:	22:	23:	
ML C-0	1B-0	2B-3	SS-10	3B-3	OF-0 DH-1
YR TM	AB	BA	OPS	R	HR RBI SB/CS BB/K
23 AA	368	.274	.790	53	8 48 16/8 45/121

BABIP: .380 GB%: .43 FB%: .36 HR/FB: .09

Matt Thaiss

Bats: L Age: 29

\$4

YR/C 19:	20:\$1	21:	22:	23:\$1	
YR/E 19:	-\$2	20:-\$5	21:	22:-\$4	23:\$0
ML C-82	1B-3	2B-0	SS-0	3B-0	OF-0 DH-5
YR TM	AB	BA	OPS	R	HR RBI SB/CS BB/K
22 LAA	69	.217	.679	9	2 8 1/0 11/24
23 LAA	262	.214	.669	32	9 31 2/0 36/83
24 LAA	109	.213	.646	13	4 13 1

Walks enough that he could have some value as a second catcher in an AL-Only league. But his batting average will punish.

Alek Thomas

Bats: L Age: 24

\$4

YR/C 19:	20:	21:	22:\$2	23:\$6	2024
YR/E 19:	20:	21:	22:\$6	23:\$4	Bid Price
ML C-0	1B-0	2B-0	SS-0	3B-0	OF-117 DH-3
YR TM	AB	BA	OPS	R	HR RBI SB/CS BB/K
22 ARI	381	.231	.642	45	8 39 4/3 22/74
23 AAA	112	.348	.940	24	3 31 2/0 12/20
23 ARI	374	.230	.653	51	9 39 9/1 19/86
24 ARI	489	.252	.708	66	14 57 10

Didn’t show progress last year, and is so far a .455 OPS career hitter against lefties. But it isn’t like his .683 OPS against righties is going to carry him. That’s going to be his defense. He’s young enough to figure out the next step, but hasn’t shown yet that he can take it.

Cody Thomas

Bats: L Age: 30

\$4

YR/C 19:	20:	21:	22:	23:	
YR/E 19:	20:	21:	22:	23:	
ML C-0	1B-0	2B-0	SS-0	3B-0	OF-13 DH-4
YR TM	AB	BA	OPS	R	HR RBI SB/CS BB/K
23 AAA	429	.301	.933	67	23 109 5/0 37/97

BABIP: .338 GB%: .46 FB%: .33 HR/FB: .21

Lane Thomas

Bats: R Age: 29

\$16

YR/C 19:	20:\$1	21:	22:\$10	23:\$8	2024
YR/E 19:	20:-\$5	21:\$3	22:\$14	23:\$28	Bid Price
ML C-0	1B-0	2B-0	SS-0	3B-0	OF-154 DH-1
YR TM	AB	BA	OPS	R	HR RBI SB/CS BB/K
21 ---	226	.235	.752	35	7 28 6/3 37/63
22 WSN	498	.241	.714	62	17 52 8/4 41/132
23 WSN	628	.268	.794	101	28 86 20/5 36/176
24 WAS	551	.255	.755	81	22 69 15

Feasts on lefties but in his career year he was just passable versus righties. He won’t start in a platoon this year but watch and see what happens.

Bubba Thompson

Bats: R Age: 26

\$4

YR/C 19:	20:	21:	22:	23:\$6	
YR/E 19:	20:	21:	22:\$6	23:-\$4	
ML C-0	1B-0	2B-0	SS-0	3B-0	OF-32 DH-3
YR TM	AB	BA	OPS	R	HR RBI SB/CS BB/K
22 TEX	170	.265	.670	18	1 9 18/3 7/56
23 AAA	266	.259	.732	49	6 34 27/5 27/69
23 TEX	53	.170	.533	10	0 4 4/2 4/16
24 NYY	71	.239	.609	9	1 5 7

He’s really fast, which helped him in 2022, but when the hits aren’t dropping he makes a lot of outs. But as long as he’s on a major league roster he’ll be stealing bases. Alas, the Yankees dropped him from their 40-man in January.

Trayce Thompson

Bats: R Age: 33

\$3

YR/C 19:	20:	21:	22:	23:\$3	
YR/E 19:	20:	21:	22:\$6	23:-\$5	
ML C-0	1B-0	2B-0	SS-0	3B-0	OF-64 DH-2
YR TM	AB	BA	OPS	R	HR RBI SB/CS BB/K
22 ---	219	.256	.830	36	13 41 4/1 32/93
23 ---	153	.163	.579	17	6 17 2/0 24/77
24 NYM	129	.205	.708	18	7 19 2

He takes a lot of walks, which is good, because he also strikes out a ton. Has an invitation to Spring Training with the Mets.

Michael Toglea

Bats: B Age: 26

\$4

YR/C 19:	20:	21:	22:	23:\$1	
YR/E 19:	20:	21:	22:-\$4	23:-\$6	
ML C-0	1B-26	2B-0	SS-0	3B-0	OF-18 DH-1
YR TM	AB	BA	OPS	R	HR RBI SB/CS BB/K
22 COL	111	.216	.589	10	2 12 1/1 9/44
23 AAA	308	.256	.850	57	16 64 3/1 53/82
23 COL	141	.163	.507	18	4 9 1/1 10/50
24 COL	115	.195	.607	13	4 11 1

BABIP: .296 GB%: .36 FB%: .40 HR/FB: .18

Spencer Torkelson

Bats: R Age: 25

\$20

YR/C 19:	20:	21:	22:\$13	23:\$9	2024
YR/E 19:	20:	21:	22:-\$1	23:\$16	Bid Price
ML C-0	1B-154	2B-0	SS-0	3B-0	OF-0 DH-5
YR TM	AB	BA	OPS	R	HR RBI SB/CS BB/K
22 DET	360	.203	.587	38	8 28 0/1 37/99
23 DET	606	.233	.766	88	31 94 3/0 67/171
24 DET	554	.236	.756	78	27 81 2

Excellent strike zone judgment and big power, but his vulnerability low in the zone hurts. Is the issue mental or physical? He’s had the same problems since graduating from High-A so he may just turn out to be a low-batting-average decent on-base guy, which is surprising for a guy with such a sweet looking swing. Or he may adapt, he’s still young, and become a power superstar. Note that he came on in the second half, with an .816 OPS versus .709 in the first half.

Abraham Toro

Bats: B Age: 28

\$4

YR/C 19:	20:	21:\$1	22:\$5	23:\$1	
YR/E 19:	-\$4	20:-\$1	21:\$7	22:\$4	23:
ML C-0	1B-2	2B-0	SS-0	3B-4	OF-0 DH-1
YR TM	AB	BA	OPS	R	HR RBI SB/CS BB/K
21 ---	335	.239	.688	45	11 46 6/3 31/54
22 SEA	324	.185	.560	36	10 35 2/0 22/65
23 AAA	357	.291	.859	53	8 58 8/2 49/73
24 OAK	340	.227	.661	42	10 43 4

A terrific Triple-A hitter who has always disappointed in the majors, but was hot in last year’s cuppa.

Player Name

Luis Torrens

Bats: R		Age: 28											
YR/C 19:	20:	21:\$2	22:\$4	23:\$1									
YR/E 19:	20:-\$1	21:\$7	22:-\$3	23:									
ML C-6	1B-0	2B-0	SS-0	3B-0	OF-1	DH-9							
YR TM	AB	BA	OPS	R	HR	RBI	SB/CS	BB/K					
21 SEA	346	.243	.730	39	15	47	0/0	28/99					
22 SEA	151	.225	.633	13	3	15	0/0	12/50					

Gleyber Torres

Bats: R		Age: 28											
YR/C 19:	20:\$29	21:\$26	22:\$18	23:\$20	2024								
YR/E 19:	20:\$8	21:\$15	22:\$22	23:\$25	Bid Price								
ML C-0	1B-0	2B-145	SS-0	3B-0	OF-0	DH-12							
YR TM	AB	BA	OPS	R	HR	RBI	SB/CS	BB/K					
21 NYY	459	.259	.695	50	9	51	14/6	50/104					
22 NYY	526	.257	.739	73	24	76	10/5	39/129					
23 NYY	596	.273	.809	90	25	68	13/6	67/98					
24 NYY	564	.267	.784	80	23	73		13					

He made better contact last year and it showed in the results, with his best xBA ever. His Sprint Speed is now down to the 27th percentile, a warning that he’s likely not to run as much, and he’s shown that with the move over to second base that his defense is never going to be the reason he’s on the field. He’s not going to be put out to pasture, at least not yet, but you have to wonder if he’s the best fit for a team that wants to contend.

Ezequiel Tovar

Bats: R		Age: 23											
YR/C 19:	20:	21:	22:	23:\$13	2024								
YR/E 19:	20:	21:	22:	23:\$16	Bid Price								
ML C-0	1B-0	2B-0	SS-153	3B-0	OF-0	DH-0							
YR TM	AB	BA	OPS	R	HR	RBI	SB/CS	BB/K					
23 COL	581	.253	.699	79	15	73	11/5	25/166					
24 COL	591	.260	.715	82	16	77		15					

He performed pretty much as expected except that the strikeouts soared. His problem was the breaking ball, or rather all of the breaking balls, and unless he figures that out he’s going to see more and more of them. That’s where his lack of discipline is going to hurt him. He’s young and has time to figure out a way to address this problem, which could lead to big profits. The risk that he doesn’t and flails at the plate is the reason you shouldn’t pay up for him.

Taylor Trammell

Bats: L		Age: 27											
YR/C 19:	20:	21:\$2	22:	23:									
YR/E 19:	20:	21:-\$1	22:-\$4	23:									
ML C-0	1B-0	2B-0	SS-0	3B-0	OF-12	DH-8							
YR TM	AB	BA	OPS	R	HR	RBI	SB/CS	BB/K					
21 SEA	156	.160	.612	23	8	18	2/3	17/75					
22 SEA	102	.196	.630	15	4	10	2/1	13/33					
23 AAA	317	.268	.934	59	21	63	17/4	63/104					
24 SEA	65	.181	.632	9	3	9		1					

BABIP: .323 GB%: .36 FB%: .37 HR/FB: .27

Alan Trejo

Bats: R		Age: 28											
YR/C 19:	20:	21:	22:	23:									
YR/E 19:	20:	21:	22:\$0	23:\$0									
ML C-0	1B-0	2B-49	SS-9	3B-23	OF-0	DH-1							
YR TM	AB	BA	OPS	R	HR	RBI	SB/CS	BB/K					
22 COL	118	.271	.754	15	4	17	1/2	5/31					
23 COL	207	.232	.638	24	4	26	5/1	16/51					
24 COL	186	.245	.683	22	5	23		3					

Only a .711 OPS at Coors, while a .599 on the road. Only a .716 OPS versus lefties, with a .558 OPS versus righties. So, a good value versus lefties at Coors. Go for it!

Jose Trevino

Bats: R		Age: 32											
YR/C 19:	20:	21:\$1	22:\$1	23:\$5	2024								
YR/E 19:	20:\$0	21:\$2	22:\$7	23:-\$4	Bid Price								
ML C-54	1B-0	2B-0	SS-0	3B-0	OF-0	DH-0							
YR TM	AB	BA	OPS	R	HR	RBI	SB/CS	BB/K					
21 TEX	285	.239	.605	23	5	30	1/1	12/57					
22 NYY	335	.248	.697	39	11	43	2/1	15/62					
23 NYY	157	.210	.568	15	4	15	0/0	8/22					
24 NYY	261	.234	.629	27	7	30		1					

He had wrist surgery in July and expects to be ready for Spring Training. He’s a defensive plus and makes contact at the bat, but has limited power. A very meh choice for second catcher in AL-Only leagues.

James Triantos

Bats: R		Age: 21											
YR/C 19:	20:	21:	22:	23:									
YR/E 19:	20:	21:	22:	23:									
MN C-0	1B-	2B-2B	SS-	3B-	OF-	DH-							
YR TM	AB	BA	OPS	R	HR	RBI	SB/CS	BB/K					
23 A+	317	.287	.769	45	4	48	16/4	35/39					

BABIP: .312 GB%: .43 FB%: .39 HR/FB: .04 CUBS

Jared Triolo

Bats: R		Age: 26											
YR/C 19:	20:	21:	22:	23:	2024								
YR/E 19:	20:	21:	22:	23:\$5	Bid Price								
ML C-0	1B-7	2B-13	SS-0	3B-35	OF-0	DH-2							
YR TM	AB	BA	OPS	R	HR	RBI	SB/CS	BB/K					
23 A	201	.299	.875	45	2	29	10/3	41/63					
23 PIT	181	.298	.790	30	3	21	6/1	24/63					
24 PIT	417	.270	.737	62	7	48		15					

Could contribute some steals but last year’s BA was inflated and he lacks power.

Chadwick Tromp

Bats: R		Age: 29											
YR/C 19:	20:	21:	22:	23:\$7									
YR/E 19:	20:-\$1	21:	22:	23:									
ML C-6	1B-0	2B-0	SS-0	3B-0	OF-0	DH-0							
YR TM	AB	BA	OPS	R	HR	RBI	SB/CS	BB/K					
23 AAA	224	.210	.723	32	10	33	0/0	43/54					
24 ATL	72	.167	.408	6	0	9		0					

BABIP: .230 GB%: .38 FB%: .40 HR/FB: .15

Mike Trout

Bats: R		Age: 33											
YR/C 19:	20:\$48	20:\$43	21:\$40	22:\$34	23:\$26	2024							
YR/E 19:	20:\$30	20:\$28	21:\$4	22:\$28	23:\$11	Bid Price							
ML C-0	1B-0	2B-0	SS-0	3B-0	OF-79	DH-2							
YR TM	AB	BA	OPS	R	HR	RBI	SB/CS	BB/K					
21 LAA	117	.333	1.090	23	8	18	2/0	27/41					
22 LAA	438	.283	.909	85	40	80	1/0	54/139					
23 LAA	308	.263	.863	54	18	44	2/0	45/104					
24 LAA	474	.272	.909	86	34	77		3					

When he’s not hurt he’s a power guy with good plate discipline and an increaing amount of swing and miss. He was earning at about a \$25 pace when he went down last year. That’s in line with where he ended up after his injury in 2022. Seems fair, but maybe ding him too for anticipated future injuries.

Tommy Troy

Bats: R		Age: 21											
YR/C 19:	20:	21:	22:	23:									
YR/E 19:	20:	21:	22:	23:									
MN C-0	1B-	2B-	SS-	3B-3B	OF-	DH-							
YR TM	AB	BA	OPS	R	HR	RBI	SB/CS	BB/K					
23 A+	96	.271	.860	17	4	21	9/0	16/28					

BABIP: .333 GB%: .43 FB%: .33 HR/FB: .17 DIAMONDBACKS

Yoshitomo Tsutsugo

Bats: L		Age: 33									
YR/C 19:	20:\$10	21:\$5	22:\$5	23:							
YR/E 19:	20:\$11	21:\$0	22:~\$7	23:							
MN C 0	1B-	2B-	SS-	3B-	OF-	DH-					
YR TM	AB	BA	OPS	R	HR	RBI	SB/CS	BB/K			
21 --	230	217	.688	27	8	32	0/1	29/72			
22 PIT	170	.171	.510	11	2	19	0/0	19/50			
23 AA	223	.260	.866	42	10	44	3/3	52/79			

batting average was most of the problem. He ran as much as he has the past few years, but that was less valuable in the context of increased steals in baseball overall. Curiously, Turner struggled against fastballs his first year in Philadelphia. Throughout his career his xBA has trailed his actual BA by a lot, until last year when the two were the same. I think the lesson might be we're unlikely to see those .325+ batting averages again and should prepare for him to hit in the .275 range unless he has better or worse luck.

Luis Urias

Bats: R Age: 27

\$6

YR/C 19:	20:	21:	22:	23:	2024
YR/E 19:	\$2	\$3	\$16	\$22:	\$9 23:--\$4 Bid Price
ML C-0	1B-0	2B-39	SS-0	3B-19	OF-0 DH-0
YR TM	AB	BA	OPS	R	HR RBI SB/CS BB/K
21 MIL	490	.249	.787	77	23 75 5/1 63/116
22 MIL	406	.239	.740	54	16 47 1/2 50/99
23 AAA	116	.233	.739	20	4 16 1/1 19/34
24 ---	144	.194	.632	18	3 18 0/0 21/41
24 SEA	366	.232	.709	50	13 46 2

Started last season with a hamstring strain and was finally activated in June. He did not hit much and when he did hit it was with less power than he's showed in the past. Vestiges of the injury and lack of training? We'll find out this year when he returns. He's just 27 years old, with enough youth to fix the things that went wrong. That's hardly guaranteed, and he's not ever been a contact hitter, but with enough power he could be a contributor.

Ramon Urias

Bats: R Age: 30

\$1

YR/C 19:	20:	21:	22:	23:	2024
YR/E 19:	20:--\$3	21:\$6	22:\$11	23:\$6	Bid Price
ML C-0	1B-13	2B-22	SS-0	3B-92	OF-0 DH-3
YR TM	AB	BA	OPS	R	HR RBI SB/CS BB/K
21 BAL	262	.279	.774	33	7 38 1/2 28/76
22 BAL	403	.248	.750	50	16 51 1/0 30/98
23 BAL	360	.264	.706	45	4 42 3/1 27/101
24 BAL	319	.259	.709	40	8 39 2

Signed a one-year deal with the Orioles, presumably as a utility guy, one stacked up behind a lot of younger players. His playing time could be very limited.

Gio Urshela

Bats: R Age: 33

\$3

YR/C 19:	20:	\$12	21:\$16	22:\$9	23:\$5 2024
YR/E 19:	\$22	20:\$14	21:\$12	22:\$21	23:\$5 Bid Price
ML C-0	1B-22	2B-1	SS-9	3B-37	OF-0 DH-0
YR TM	AB	BA	OPS	R	HR RBI SB/CS BB/K
21 NYY	420	.267	.720	42	14 49 1/0 20/109
22 MIN	501	.285	.849	61	13 64 1/0 41/96
23 LAA	214	.299	.716	22	2 24 3/2 10/36
24 FA	350	.283	.746	39	8 43 2

Good contact means he's likely to have a good batting average, but not a whole lot of power and no speed. That profile can be profitable in roto terms, but fantasy players should not invest heavily to buy in. He's recovered from his June fractured pelvis last year, which ended his season prematurely.

Enmanuel Valdez

Bats: L Age: 26

\$2

YR/C 19:	20:	21:	22:	23:	2024
YR/E 19:	20:	21:	22:	23:\$2	Bid Price
ML C-0	1B-0	2B-47	SS-1	3B-0	OF-0 DH-1
YR TM	AB	BA	OPS	R	HR RBI SB/CS BB/K
23 AAA	189	.254	.868	38	10 41 4/3 41/48
23 BOS	139	.266	.762	17	6 19 5/1 8/37
24 BOS	206	.259	.757	27	8 28 6

His glove is weak enough that he's going to have to make it with his power bat. He could have more value if he plays more, but is on the bubble enough that he might not play at all.

George Valera

Bats: L Age: 23

YR/C 19:	20:	21:	22:	23:		
YR/E 19:	20:	21:	22:	23:		
MN C-0	1B-	2B-	SS-	3B-	OF-RF	DH-
YR TM	AB	BA	OPS	R	HR	RBI SB/CS BB/K
23 AAA	277	.220	.758	45	11	38 3/2 54/90

BABIP: .278 GB%: .43 FB%: .33 HR/FB: .18

Ildemaro Vargas

Bats: B Age: 33

YR/C 19:	20:	\$1	21:	22:	23:
YR/E 19:	\$2	20:--\$4	21:--\$6	22:\$3	23:\$2
ML C-0	1B-0	2B-18	SS-15	3B-45	OF-12 DH-0
YR TM	AB	BA	OPS	R	HR RBI SB/CS BB/K
21 ---	77	.156	.438	7	0 7 1/0 6/17
22 ---	209	.263	.680	19	4 23 3/1 8/23
23 WSN	262	.252	.667	32	4 31 1/1 19/20
24 WAS	280	.251	.667	31	4 31 2

Set a career high for plate appearances last year and put the ball in play, mostly on the ground, at a prodigious pace. Flexible defense and a decent batting average may buy him more big league service time, but lack of power and speed mean his fantasy value is very limited.

Miguel Vargas

Bats: R Age: 25

\$3

YR/C 19:	20:	21:	22:	23:	\$14 2024
YR/E 19:	20:	21:	22:	23:--\$2	Bid Price
ML C-0	1B-5	2B-78	SS-0	3B-0	OF-0 DH-2
YR TM	AB	BA	OPS	R	HR RBI SB/CS BB/K
23 AAA	236	.288	.889	45	10 43 8/0 46/57
23 LAD	256	.195	.683	36	7 32 3/2 38/61
24 LAD	348	.237	.745	54	12 50 6

He started last season as the Dodgers second baseman and one of the team's top prospects, but he never got it going in the majors and was sent down for more seasoning. His PCL inflated line looks a lot better than his major league one, but it is just moderately so. This year he lacks a position and will be challenged to show he can hit enough to play around the diamond the way Chris Taylor does. With an option left his major league pickin's may be slim.

Daulton Varsho

Bats: L Age: 28

\$15

YR/C 19:	20:	21:	\$9	22:\$17	23:\$26 2024
YR/E 19:	20:	\$4	21:\$7	22:\$20	23:\$9 Bid Price
ML C-0	1B-0	2B-0	SS-0	3B-0	OF-157 DH-1
YR TM	AB	BA	OPS	R	HR RBI SB/CS BB/K
21 ARI	284	.246	.754	41	11 38 6/0 30/67
22 ARI	531	.235	.696	79	27 74 16/6 46/145
23 TOR	527	.220	.678	65	20 61 16/7 45/135
24 TOR	500	.231	.720	68	22 66 15

For the second year in a row the homers and steals came, but the production and batting average did not. That's nearly 1200 plate appearances of weak batting average, despite his decent contact skills. It's hard to bet against such consistency, but I still think he's going to end up more of a .250 hitter than a .225 one, and Toronto's offense is going to click better than it did last year. So I'm not giving up on him, just taking whatever discount I can get, while acknowledging that his hitting skill set was a lot more attractive behind the plate than in the outfield.

Andrew Vaughn

Bats: R Age: 26

\$16

YR/C 19:	20:	21:	22:	\$11	23:\$18 2024
YR/E 19:	20:	21:\$8	22:\$19	23:\$15	Bid Price
ML C-0	1B-143	2B-0	SS-0	3B-0	OF-0 DH-9
YR TM	AB	BA	OPS	R	HR RBI SB/CS BB/K
21 CHW	417	.235	.705	56	15 48 1/1 41/101
22 CHW	510	.271	.745	60	17 76 0/0 31/96
23 CHW	566	.258	.746	67	21 80 0/0 36/129
24 CWS	551	.259	.742	69	21 77 0

The 2019 No. 3 overall pick was projected as a hit machine who had vast potential power, but he's so far combined aggressiveness with a lot of ground balls, limiting his on-base ability, creating a lot of outs, and bopping a modest amount of homers. It would not take a huge adjustment for him to up his game, though not all can do it and so far he hasn't, but even without that the volume of at bats he's gotten has led to some fantasy value. That means if he isn't undermined by his weak defense that he's a fairly safe bet to earn in the mid-teens and might have some upside.

Terrin Vavra

Bats: L Age: 27

YR/C 19:	20:	21:	22:	23:	
YR/E 19:	20:	21:	22:--\$3	23:	
ML C-0	1B-0	2B-1	SS-0	3B-2	OF-19 DH-4
YR TM	AB	BA	OPS	R	HR RBI SB/CS BB/K
22 BAL	89	.258	.736	14	1 12 0/1 12/19

Javier Vaz

Bats: L Age: 24

YR/C 19:	20:	21:	22:	23:		
YR/E 19:	20:	21:	22:	23:		
MN C-0	1B-	2B-2B	SS-	3B-	OF-	DH-
YR TM	AB	BA	OPS	R	HR	RBI SB/CS BB/K
23 A+	445	.279	.775	66	8 51 30/3 64/50	

BABIP: .298 GB%: .40 FB%: .44 HR/FB: .05
ROYALS

Christian Vazquez

Bats: R Age: 34

\$3

YR/C 19:	\$2	20:\$10	21:\$15	22:\$11	23:\$8 2024
YR/E 19:	\$18	20:\$18	21:\$12	22:\$12	23:--\$1 Bid Price
ML C-94	1B-7	2B-2	SS-0	3B-0	OF-0 DH-1
YR TM	AB	BA	OPS	R	HR RBI SB/CS BB/K
21 BOS	458	.258	.659	51	6 49 8/4 33/84
22 ---	398	.274	.743	41	9 52 1/4 22/69
23 MIN	327	.223	.600	34	6 32 1/0 25/82
24 MIN	279	.249	.663	30	6 31 2

Was so bad last year (.598 OPS) that it's hard to believe he'll bounce back, but he has a better chance to contribute at least a little than most catchers.

Zac Veen

Bats: L Age: 23

YR/C 19:	20:	21:	22:	23:		
YR/E 19:	20:	21:	22:	23:		
MN C-0	1B-	2B-	SS-	3B-	OF-RF	DH-
YR TM	AB	BA	OPS	R	HR	RBI SB/CS BB/K
23 AA	172	.209	.632	15	2 24 22/2 23/43	

I saw him in Arizona in 2022 and was impressed by his athleticism and his speed, but those can be misleading. He also has a good eye and showed improved contact skills last year before he injured his left wrist and his season ended with surgery last summer. The tools are there for a slash-and-run approach on good counts and an attack for power approach on great ones, but he wasn't able to make that work before he went down. Expect that 2024 will be a year we'll see if he's able to make enough improvements to become a major leaguer.

Andrew Velazquez																	
Bats: B				Age: 30													
YR/C 19:		20:		21:		22:\$1		23:									
YR/E 19:		20:\$0		21:-\$3		22:\$4		23:-\$2									
ML C-0		1B-0		2B-10		SS-39		3B-0		OF-3		DH-0					
YR TM		AB		BA		OPS		R		HR		RBI		SB/CS		BB/K	
21 NYY		67		.224		.594		11		1		6		4/1		1/23	
22 LAA		322		.196		.555		37		9		28		17/1		15/119	
23 AAA		144		.215		.653		21		3		13		8/1		20/52	
23 LAA		81		.173		.539		12		2		3		13/3		10/30	
24 ATL		94		.190		.536		12		2		8		7			

BABIP: .315 GB%: .50 FB%: .27 HR/FB: .12

Nelson Velazquez

Bats: R Age: 26

\$11

YR/C 19: 20: 21: 22: 23: 2024

YR/E 19: 20: 21: 22: \$1 23: \$5 Bid Price

ML C	1B-0	2B-0	SS-0	R	HR	RBI	OF-34	DH-18
YR TM	AB	BA	OPS	R	HR	RBI	SB/CS	BB/K
22 CHC	185	.205	.611	20	6	26	5/2	19/65
23 AAA	314	.239	.762	49	16	44	9/3	33/103
23 - - -	162	.235	.894	35	17	34	0/0	14/51
24 KC	384	.235	.781	61	24	65	7	

He pounded the ball to the tune of 21.4 percent barrels, and as a result his xBA was a robust .256 (for his contact rate of 67 percent). He can keep that up if he continues to hit 32 percent of his fly balls for home runs, but not many do. Aaron Judge does, but Velazquez is not Aaron Judge. His value will be very dependent on how long he can stay in the lineup when he's hitting .222. Every homer will help.

Alex Verdugo											\$16
Bats: L			Age: 28								
YR/C		19:\$4	20:\$13		21:\$20	22:\$18		23:\$17		2024	
YR/E		19:\$13	20:\$23		21:\$24	22:\$23		23:\$14		Bid Price	
ML C-0		1B-0		2B-0		SS-0		3B-0		OF-140	DH-0
YR	TM	AB	BA	OPS	R	HR	RBI	SB/CS	BB/K		
21	BOS	544	.289	.777	88	13	63	6/2	51/96		
22	BOS	593	.280	.741	75	11	74	1/3	42/86		
23	BOS	546	.264	.753	81	13	54	5/3	45/93		
24	NY	550	.275	.754	77	13	63	5			

He's been as constant as the Northern Star, to allude to Joni Mitchell, constantly in the darkness but a little unlucky with the batting average last year. And didn't otherwise change in the face of a boost in offense overall, hence the earnings drop. All his homers were to right field last year, but Fenway's dimension in right center and down the line are a little shorter than Yankee Stadium's "short porch," so he won't be helped that way.

Mark Vientos

Bats: R

Age: 25

\$5

YR/C 19:20:21:22:23:2024

YR/E 19:20:21:22:23:-\$2 Bid Price

ML C-01B-102B-0SS-03B-19OF-0DH-38

YR TMABBAOPSRRHRIBISB/CSBB/K

23 AAA232.3061.0143816500/029/58

23 NYM218.211.629199221/010/71

24 NYM437.225.6965121581

Mets fans howled last summer as the floundering team gave at bats to Dan Vogelberg instead of Vientos, but Vientos eventual did play semi-regularly and did not distinguish himself. He showed a bit of his power, but after making much better contact in Triple-A last year than in 2022, he struck out better than 30 percent of the time in the majors and his walk rate collapsed. He only has 274 major league plate appearances, but with a .609 OPS during that time his ability to get enough at bats to bring his power game

has to be doubted. How much is going to affect his price, but the risk that the doubts are justified mean he might still be overpaid.

Matt Vierling

Bats: RAge: 28

\$52024

YR/C 19: 20: 21: 22:\$3 23:\$3 Bid Price

YR/E 19: 20: 21:~\$1 22:~\$7 23:~\$11

MLC C-0 1B-0 2B-1 SS-0 3B-35 OF-114 DH-0

YR TM AB BA OPS R HR RBI SB/CS BB/K

21 PHI 71 324 .843 11 2 6 2/0 4/20

22 PHI 325 246 .619 41 6 32 7/4 23/70

23 DET 479 .261 .718 63 10 44 6/6 44/112

24 DET 365 .258 .702 47 8 36 6

Doesn't look like he's going to hit enough to remain a regular given his defensive weakness, but as long as he plays regularly he'll have some value.

Ryan Vilade											
Bats: R				Age: 25							
YR/C 19:		20:		21:		22:\$1		23:			
YR/E 19:		20:		21:		22:		23:			
MNC-C-0		1B-		2B-		SS-		3B-		OF- DH-	
YR	TM	AB	BA	OPS	R	HR	RBI	SB/CS	BB/K		
23	AAA	440	.270	.754	64	6	56	7/4	64/127		
BABIP: .367		GB%: .46		FB%: .28		HR/FB: .07					
TIGERS											

David Villar																	
Bats: R				Age: 27													
YR/C 19:		20:		21:		22:		23:22									
YR/E 19:		20:		21:		22:\$0		23:\$6									
ML C-0		1B-6		2B-21		SS-0		3B-17		OF-0		DH-4					
YR TM		AB		BA		OPS		R		HR		RBI		SB/CS		BB/K	
22		SFG		156		231		.800		21		9		24		0/1 18/58	
23		AAA		287		272		.873		54		17		51		5/0 44/89	
23		SFG		124		.145		.557		15		5		12		1/1 11/45	
24		SFG		67		.191		.658		9		3		8		0	

BABIP: .335 GB%: .36 FB%: .35 HR/FB: .25

Meibrys Viloria											
Bats: L				Age: 27							
YR/C	19:	20:	21:	22:	23:						
YR/E	19:-\$5	20:-\$6	21:	22:-\$6	23:						
MLC	C-10	1B-0	2B-0	SS-0	3B-0	OF-0	DH-0				
YR	TM	AB	BA	OPS	R	HR	RBI	SB/CS	BB/K		
22	TEX	63	.159	.579	10	2	5	0/0	11/29		

Jorbit Vivas
Bats: L Age: 23

YR/C 19:	20:	21:	22:	23:				
YR/E 19:	20:	21:	22:	23:				
MN C-0	1B-	2B-2B	SS-	3B-	OF-	DH-		
YR TM	AB	BA	OPS	R	HR	RBI	SB/CS	BB/K
23 AA	506	.269	.798	98	13	63	25/5	69/71
BABIP:	.287	GB%:	.44	FB%:	.35	HR/FB:	.09	
YANKEES								

Daniel Vogelbach										\$2
Bats: L			Age: 32							
YR/C	19:15	20:\$6	21:\$2	22:	23:\$3	2024				
YR/E	19:\$5	20:\$6	21:\$0	22:\$9	23:\$4	Bid Price				
ML	C-0	1B-0	2B-0	SS-0	3B-0	OF-0	DH-86			
YR	TM	AB	BA	OPS	R	HR	RBI	SB/CS	BB/K	
21	MIL	215	219	.730	30	9	24	0/0	43/57	
22	- - -	386	.238	.781	47	18	59	0/0	73/114	
23	NYM	275	.233	.742	33	13	48	0/0	42/81	
24	FIA	191	.232	.759	25	9	30	0		

Last year Mets fans wondered loudly why the team was giving meaningless at bats to Vogelbach rather than handing the baton to Mark Vientos. It's the sort of question that usually isn't answered directly, but in the post-season the Mets cut Vogelbach's bait (or however that expression goes) and they seem ready to count on Vientos this year. But

the better point is that Vogelbach was a much better player last year and figures to be better again this year, but he's the sort of unexciting platoon bat who has real value in the right role. A role that isn't really fantasy friendly, though more so in OBP leagues. Which is why you don't want to pay too much for him in only leagues, and at best stream him for a week here or there.

Luke Voit													
Bats: R				Age: 33									
YR/C			19:\$12		20:\$13		21:\$22		22:\$13		23:\$2		
YR/E			19:\$12		20:\$28		21:\$2		22:\$10		23:-\$4		
ML C-0		1B-11		2B-0		SS-0		3B-0		OF-0		DH-10	
YR TM		AB		BA		OPS		R		HR		RBI SB/CS BB/K	
21		NYY		213		.239		.764		26		11 35 0/0 21/74	
22		---		500		.226		.703		55		22 69 1/1 55/179	
23		AAA		156		.263		1.040		35		15 43 0/0 39/53	
23		MIL		68		.221		.548		5		0 4 2/0 4/27	
24		FA		245		.224		.688		29		10 33 1	

Became a free agent last August and has yet to sign elsewhere.

Anthony Volpe

Bats: R

Age: 23

\$16

YR/C 19:

20:

21:

22:

23:\$9

2024

YR/E 19:

20:

21:

22:

23:\$8

Bid Price

ML C-0

1B-0

2B-0

SS-1573B-0

OF-0

DH-0

YR TM

AB

BA

OPS

R

HR

RBI

SB/CS

BB/K

23 NYY

541

.209

.669

62

21

60

24/5

52/167

24 NYG

536

.231

.736

73

23

70

28


Has work to do hitting the breaking ball and off-speed stuff, but the power and speed he showed his rookie season and his Gold Glove fielding made him a bright spot in a miserable Yankees season. Figure that he's going to be bid up aggressively if you have Yankees fans in your league. I'd be cautious because it will take big changes for him to reward that aggressiveness.

Jason Vosler													
Bats: L				Age: 31									
YR/C 19:		20:		21:		22:		23:\$1					
YR/E 19:		20:		21:*\$3		22:*\$2		23:*\$5					
ML C-0		1B-18		2B-0		SS-0		3B-4		OF-0		DH-0	
YR TM		AB BA		OPS		R		HR		RBI SB/CS		BB/K	
21 SMG		73 .178		.612		12		3		9 2/0		7/21	
22 SFG		98 .265		.776		14		4		12 1/1		10/29	
23 AAA		313 .240		.827		55		20		68 3/1		45/94	
23 CIN		62 .161		.571		6		3		10 0/0		3/25	

BABIP: .271 GB%: .32 FB%: .44 HR/FB: .21

Joey Votto												
Bats: L			Age: 41									
YR/C		19:\$26	20:\$16	21:\$14	22:\$19	23:\$5						
YR/E		19:\$13	20:\$18	21:\$20	22:\$4	23:\$0						
ML	C-0	1B-47	2B-0	SS-0	3B-0	OF-0	DH-17					
YR	TM	AB	BA	OPS	R	HR	RBI	SB/CS	BB/K			
21	CIN	448	.266	.938	73	36	99	1/0	77/127			
22	CIN	322	.205	.662	31	11	41	0/0	44/97			
23	AAA	81	.185	.705	10	3	13	0/0	19/34			
23	CIN	208	.202	.747	26	14	38	0/0	27/62			
24	FA	343	.223	.756	44	19	56	0				

He says he wants to play one more year, and if he does he'll have a little value in OBP leagues.

LaMonte Wade											
Bats: L					Age: 30						
YR/C	19:	20:	21:	22:\$9	23:\$5	2024					
YR/C	19:~\$5	20:~\$3	21:\$11	22:~\$1	23:\$11	Bid Price					
ML E-0	1B-116	2B-0	SS-0	3B-0	OF-22	DH-3					
YR	TM	AB	BA	OPS	R	HR	RBI	SB/CB	BB/K		
21	SFG	336	253	.805	52	18	56	6/1	33/89		
22	SFG	217	.207	.664	29	8	26	1/0	26/51		
23	SFG	429	.256	.795	64	17	45	2/0	76/95		
24	SF	428	.245	.764	64	18	51	3			

He's been horrible over his career against lefties but better last year. His main skill is taking a walk and he does barrel the ball regularly. Defensive value is nil and offense against righties is fine if he gets the playing time. Given other choices at any time he may not.

Tyler Wade

Bats: L				Age: 30					
YR/C 19:\$1		20:\$1		21:\$1		22:\$3		23:	
YR/E 19:\$1		20:\$1		21:\$5		22:\$1		23:\$3	
MLC	C-0	1B-0	2B-0	SS-17	3B-3	OF-6	DH-1		
YR	TR	AB	BA	OPS	R	HR	RBI	SB/CS	BB/K
21	NYU	127	.268	.675	31	0	5	17/6	16/37
22	LAA	147	.218	.529	22	1	8	8/5	10/33
23	AAS	340	.291	.789	68	6	47	42/9	47/86
23	OAK	51	.255	.623	8	0	2	4/0	4/13

If given a chance to play he runs enough to be useful in a last man on the waiver wire who isn't a catcher kind of way. But not draftable.

Christian Walker

Bats: R		Age: 33						\$20	
YR/C	19:\$1	20:\$17	21:\$17	22:\$8	23:\$20	2024			
YR/E	19:\$18	20:\$19	21:\$8	22:\$22	23:\$25	Bid Price			
ML C-0	1B-152	2B-0	SS-0	3B-0	OF-0	DH-4			
YR TM	AB	BA	OPS	R	HR	RBI	SB/C	BB/K	
21 ARI	401	.244	.696	55	10	46	0/0	38/106	
22 ARI	583	.242	.835	84	36	94	2/2	69/131	
23 ARI	582	.258	.841	86	33	103	11/0	62/127	
24 ARI	557	.252	.802	81	29	92	6		

He last stole more than two bases in a season in 2019. A late-bloomer, he has now established himself as a solid major league hitter. How long will that last? Late bloomers often fade earlier than others, but not always. The steals may or may not come again this year, but there is no reason to think the power fades now.

Jordan Walker

Bats: R		Age: 22					
YR/C 19:	20:	21:	22:	23:\$15	2024		
YR/E 19:	20:	21:	22:	23:\$15	Bid Price		
MLC-C-0	1B-0	2B-0	SS-0	3B-0	OF-110	DH-7	
YR TM	AB	BA	OPS	R	HR	SB/C	BB/K
23 AAA	113	.239	.761	14	4	161	40 16/32
23 STL	420	.276	.791	51	16	51	7/4 37/104
24 STL	495	.279	.803	69	19	66	11

Terrific potential as a slugger, but defensive woes and a slump landed him back in Triple-A for the month of May. Probably as much a reflection of the Cards overloaded outfield as of his performance. He's young and should get better in right field, but if he doesn't there's always DH.

Forrest Wall

Bats: L				Age: 29			
YR/C 19:	20:	21:	22:	23:			
YR/E 19:	20:	21:	22:	23:			
ML C-0	1B-0	2B-0	SS-0	3B-0	OF-9	DH-3	
YR TM	AB	BA	OPS	R	HR	RBI	SB/CS BB/K
23 AAA	354	.280	.806	62	8	43	52/8 52/90
BABIP: .351		GB%: .49		FB%: .26		HR/FB: .12	

Chad Wallach

Bats: R			Age: 33					
YR/C 19:	20:	21:	22:	23:				
YR/E 19:	20:-\$3	21:-\$6	22:	23:-\$3				
ML C-59	1B-1	2B-0	SS-0	3B-0	OF-0	DH-2		
YR TM	AB	BA	OPS	R	HR	RBI	SB/C	BB/K
21 MIA	60	.200	.509	2	0	6	0/0	3/32
23 LAA	157	.197	.632	18	7	15	0/1	13/57
24 FIA	92	.196	.614	9	3	9	0	

Signed a minor-league deal with the Angels.

Matt Wallner

Bats: L		Age: 27				\$7	
YR/C 19:	20:	21:	22:	23:	24		
YR/E 19:	20:	21:	22-\$5	23-\$6	Bid Price		
MLC C-0	1B-0	2B-0	SS-0	3B-0	OF-66	DH-9	
YR TM	AB BA	OPS	R	HR	RBI	SB/C	BB/K
22 MIN	57 .228	.698	4	2	10	1/0	6/25
23 AAA	254 .291	.933	50	11	47	0/0	39/87
23 MIN	213 .249	.877	42	14	41	2/1	28/80
24 MIN	361 .247	.795	61	19	61	3	

He walks and hits the ball hard against righties, but doesn't make enough contact to be more than a cheap platoon outfielder (who plays left field like a first baseman) for fantasy purposes. More valuable in OBP leagues.

Taylor Walls

Bats: B		Age: 28				\$1	
YR/C 19:	20:	21:	22:\$1	23:\$1	Bid Price		
YR/E 19:	20:	21:\$2	22:\$2	23:\$4	2024		
ML C-0	1B-0	2B-37	SS-\$2	3B-39	OF-0	DH-0	
YR TM	AB	BA	OPS	R	HR	RBI SB/CS BB/K	
21 TBR	152	.211	.609	15	1	15 4/23 23/49	
22 TBR	407	.172	.565	53	8	33 10/3 52/120	
23 TBR	303	.201	.637	50	8	36 22/1 44/92	
24 TB	284	.195	.614	40	6	30 13	

He'll work the count and draw some walks, but he strikes out a lot for a guy with little power. Last year's stolen bases were a nice plus, but this switch hitter is weak from both sides of the plate and mostly out there because of his glove, which according to the metrics hasn't been all that good. Endgame filler in the deepest leagues.

Jared Walsh

Bats: L		Age: 31							
YR/C	19:	20:	21:\$5	22:\$21	23:\$6				
ML C-0	1B-29	2B-0	SS-0	3B-0	OF-9	DH-1			
YR	TM	AB	BA	OPS	R	HR	RBI	SB/CS	BB/K
21	LAA	530	.277	.850	70	29	98	2/1	48/152
22	LAA	423	.215	.636	41	15	44	2/1	27/138
23	AAA	184	.217	.735	28	9	28	0/2	38/78
23	LAA	104	.125	.494	10	4	11	0/0	11/45
24	FA	252	.222	.689	28	11	34	1	

A hot start his rookie year, in 2021, raised expectations, but there was a lot of swing and miss in his game even then, and much more last year. He spent time early in last season on the IL because of migraines and insomnia, so there is some chance his terrible season was partly caused by those issues. But he has a lot to prove before he ends up with a full time job again.

Taylor Ward

Bats: R		Age: 31				\$16	
YR/C 19:	20:	21:51	22:51	23:50	2024		
YR/E 19:	20:\$4	21:\$3	22:\$25	23:\$9	Bid Price		
ML C-0	1B-1	2B-0	SS-0	3B-0	OF-93	DH-0	
YR TM	AB	BA	OPS	R	HR	RBI	SB/C BB/K
21 LAA	208	250	.767	33	8	33	1/20 20/55
22 LAA	495	281	.840	73	23	65	5/3 60/120
23 LAA	356	.253	.771	60	14	47	4/2 39/80
24 LAA	486	.266	.795	76	20	67	5

His season ended in early August when a pitch to the head led to surgery to fix his left orbital bone and his nose. Expectations were high coming off a strong 2022 season, but he struggled last year against righties as he had in 2021 (and had not in 2022). There is risk that the beaning will cause lingering psychological effects but even if he is fine he's a player moving into the start of the late phase of his career with only one season of value under his belt. A return to that form isn't impossible.

Zavier Warren

Bats: B				Age: 25			
YR/C 19:	20:	21:	22:	23:			
YR/E 19:	20:	21:	22:	23:			
MN C-0	1B-	2B-	SS-	3B-3B	OF-	DH-	
YR TM	AB	BA	OPS	R	HR	RBI	SB/CB BB/K
23 AA	377	236	.735	57	15	63	6/3

BABIP: .264 GB%: .38 FB%: .44 HR/FB: .12
BREWERS

Drew Waters

Bats: B			Age: 26			\$7	
YR/C 19:	20:	21:	22:	23:\$1	2024		
YR/E 19:	20:	21:	22:-\$2	23:\$5	Bid Price		
ML C-0	1B-0	2B-0	SS-0	3B-0	OF-90	DH-6	
YR TM	AB	BA	OPS	R	HR	SB/CB BB/K	
22 KCR	96	240	.777	14	5	18 0 10/240	
23 KCR	302	228	.686	40	8	32 16/5 27/107	
24 KCR	293	234	.708	39	9	35 13	

Too much swing-and-miss last year to trust, but enough power and speed potential to lay a small wager on. It shouldn't take much to take a chance.

Austin Wells

Bats: L		Age: 25						
YR/C 19:	20:	21:	22:	23:	2024			
YR/E 19:	20:	21:	22:	23:-\$	Bid Price			
ML C-19	1B-0	2B-0	SS-0	3B-0	OF-0	DH-0		
YR TM	AB	BA	OPS	R	HR	RBI	SB/C BB/K	
23 A	371	240	.785	46	17	72	7/1 48/97	
23 NYY	70	229	.752	8	4	13	0/0 3/14	
24 NYY	334	236	.735	45	14	52	4	

Good contact skills and a little power are more his claim to the majors than his defensive tools, which seem to be just fine. His batting average last year in limited play was depressed, but his xBA of .275 much better reflects his skills. It's always possible to get ahead of young catchers, who have a lot of things other than hitting to worry about as they adjust to the majors, but it's good to latch on to those who look like they can really hit.

Joey Wendle

Bats: L		Age: 34							
YR/C	19:\$12	20:\$4	21:\$8	22:\$9	23:\$5	2024			
YR/E	19:\$1	20:\$18	21:\$16	22:\$7	23:\$3	Bid Price			
ML C-0	1B-0	2B-0	SS-1073B-0	OF-0	DH-0				
YR TM	AB BA	OPS	R	HR	RBI	5B/C	BB/K		
21 TBR	460	.265	.741	73	11	54	8/6	28/13	
22 MIA	347	.259	.653	27	3	32	12/3	15/50	
23 MIA	297	.212	.561	33	2	20	7/1	13/67	
24 NYM	283	.241	.637	32	4	26	7		

He can play shortstop and thrice in the Tampa years he got on base enough (and played enough) to have value, but career-low walk rates in Miami the last two years, and a nearly career-high strikeout rate last year, suggest to me he isn't going bounce back with the bat.

Jordan Westburg

Bats: R		Age: 25							
YR/Y	19:	20:	21:	22:	23:	24:	25:	26:	27:
YR/E	19:	20:	21:	22:	23:\$2	Bid Price			
ML C	1B-0	2B-50	SS-0	3B-29	OF-0	DH-1			
YR TM	AB	BA	OPS	R	HR	SB/CS	BB/K		
23 AAA	268	295	.939	57	18	54	6/0	29/64	
23 BAL	208	260	.728	26	3	23	4/1	16/56	
24 BAL	429	265	.782	64	13	62	7		

Versatility is his main weapon, with modest power and speed to give him some fantasy value if he gets enough at bats. But modest enough to temper expectation if he happens to land an everyday position.)

Player Name

Eli White

Bats: R				Age: 30					
YR/C 19:	20:	21:\$1	22:	23:					
YR/E 19:	20:-\$4	21:-\$3	22:\$1	23:					
ML C-0	1B-0	2B-0	SS-0	3B-0	OF-5	DH-0			
YR TM	AB	BA	OPS	R	HR	RBI	SB/CS	BB/K	
21 TEX	198	.177	.567	26	6	15	4/3	18/66	
22 TEX	105	.200	.575	16	3	10	12/1	11/41	
23 AAA	169	.254	.823	30	9	23	14/1	30/58	
BABIP: .327 GB%: .40 FB%: .31 HR/FB: .26									

Evan White

Bats: R		Age: 28											
YR/C 19:	20:\$9	21:\$9	22:	23:									
YR/E 19:	20:\$8	21:-\$7	22:	23:									
MNC C-0	1B-	2B-	SS-	3B-	OF-	DH-							
YR TM	AB	BA	OPS	R	HR	RBI	SB/CS	BB/K					
21 SEA	97	.144	.439	8	2	9	0/0	6/31					
24 LAA	68	.211	.655	8	3	9		1					

He hit enough {8 homers} in the COVID year of 2020 to win a Gold Glove at first base, as a rookie, but injuries since then have made him a forgotten man. Not by Jerry DiPoto, who rues the six-year contract he gave White in 2019. He’s coming back from hip surgery last May, and maybe that will solve his problems and get him back on the field in 2024. Now with the Braves, who traded for him in the Jarred Kelenic deal, but the Angels, to who he was traded in the David Fletcher deal. There’s still potential, I think, but it’s wise to remember that in 306 major league plate appearances so far he’s got a .544 OPS. He should be better than that if he is healthy, but a return to the majors is not a slam dunk.

Joey Wiemer

Bats: R		Age: 25											
YR/C 19:	20:	21:	22:	23:	2024								
YR/E 19:	20:	21:	22:	23:\$2	Bid Price								
ML C-0	1B-0	2B-0	SS-0	3B-0	OF-132	DH-0							
YR TM	AB	BA	OPS	R	HR	RBI	SB/CS	BB/K					
23 MIL	367	.204	.650	48	13	42	11/4	36/116					
24 MIL	269	.230	.718	40	11	37		11					

Surprisingly made the Brewers out of camp and played regularly in the first half, but he struggled with breaking pitches and before a September demotion he was sitting against right-handers. He ended up with a .568 OPS against righties, which isn’t going to play, though he walked against them more than 10 percent of his plate appearances (which seems like useful accomodation). He’s got a good power and speed combo and would have some value on the weak side of the platoon, but the reason you might want to roster him is if he can start to hit righties. He did it in the minors.

Alika Williams

Bats: R		Age: 25											
YR/C 19:	20:	21:	22:	23:									
YR/E 19:	20:	21:	22:	23:-\$6									
ML C-0	1B-0	2B-0	SS-45	3B-0	OF-0	DH-0							
YR TM	AB	BA	OPS	R	HR	RBI	SB/CS	BB/K					
23 AA	284	.268	.818	46	12	43	6/2	30/56					
23 PIT	101	.198	.515	7	0	6	0/0	9/35					
24 PIT	68	.214	.562	6	0	5		0					

His contact skills cratered in the majors but in his minor-league career he’s often balanced good walk rates with low strikeout rates. He projects as a backup right now, at best, even on the Pirates.

Carson Williams

Bats: R		Age: 21											
YR/C 19:	20:	21:	22:	23:									
YR/E 19:	20:	21:	22:	23:									
MN C-0	1B-	2B-	SS-SS	3B-	OF-	DH-							
YR TM	AB	BA	OPS	R	HR	RBI	SB/CS	BB/K					
23 A+	435	.257	.854	76	23	81	20/10	59/158					

The power-hitting flycatcher has patience, power, speed,, and a lot of strikeouts at lower levels. He spent most of last year in High-A and probably isn’t in the big league picture for a couple of years, but with a great eye and his tools there is the possibility of very good things in the future. RAYS

Luke Williams

Bats: R		Age: 28											
YR/C 19:	20:	21:	22:	23:									
YR/E 19:	20:	21:-\$3	22:\$1	23:									
ML C-0	1B-1	2B-0	SS-4	3B-2	OF-1	DH-1							
YR TM	AB	BA	OPS	R	HR	RBI	SB/CS	BB/K					
21 PHI	98	.245	.631	8	1	6	2/2	10/23					
22 - - -	127	.236	.600	21	1	6	11/4	9/44					
23 AAA	355	.259	.787	62	12	53	28/6	50/89					
24 ATL	69	.214	.576	9	1	5		5					

BABIP: .309 GB%: .41 FB%: .36 HR/FB: .12

Weston Wilson

Bats: R		Age: 30											
YR/C 19:	20:	21:	22:	23:									
YR/E 19:	20:	21:	22:	23:									
ML C-0	1B-1	2B-1	SS-0	3B-1	OF-5	DH-0							
YR TM	AB	BA	OPS	R	HR	RBI	SB/CS	BB/K					
23 AAA	460	.259	.885	90	31	86	32/6	75/146					

BABIP: .307 GB%: .39 FB%: .40 HR/FB: .25

Jesse Winker

Bats: L		Age: 31											
YR/C 19:\$15	20:\$7	21:\$15	22:\$16	23:\$14	2024								
YR/E 19:\$8	20:\$17	21:\$22	22:\$5	23:-\$5	Bid Price								
ML C-0	1B-0	2B-0	SS-0	3B-0	OF-6	DH-49							
YR TM	AB	BA	OPS	R	HR	RBI	SB/CS	BB/K					
21 CIN	423	.305	.949	77	24	71	1/0	53/75					
22 SEA	456	.219	.713	51	14	53	0/0	84/103					
23 A+	83	.301	.957	15	4	9	0/3	25/15					
23 MIL	166	.199	.572	16	1	23	0/0	26/51					
24 FA	318	.239	.726	42	10	43		0					

Back spasms, a quad injury, a bum neck, tightness in his oblique, and an illness that knocked him out of the lineup early in the season were just a few of his problems last year. Another was that he was platooned, though that’s how it probably should be. He made the weakest contact of his career last year and struck out more than ever before. With claims around the game that he doesn’t work hard enough and is a bad teammate, wherever he lands this winter is going to be looked at closely. Winker said he let things from his personal life affect his performance, and he vowed to reform, so there are a broad range of potential outcomes this season. In such circumstances, cheaper is better. Reform is hard.

Masyn Winn

Bats: R		Age: 22											
YR/C 19:	20:	21:	22:	23:	2024								
YR/E 19:	20:	21:	22:	23:-\$6	Bid Price								
ML C-0	1B-0	2B-0	SS-37	3B-0	OF-0	DH-0							
YR TM	AB	BA	OPS	R	HR	RBI	SB/CS	BB/K					
23 AAA	445	.288	.838	99	18	61	17/2	44/83					
23 STL	122	.172	.486	8	2	12	2/1	10/26					
24 STL	319	.236	.658	43	6	35		10					

When Lars Nootbaar got hurt last August the Cardinals moved Tommy Edman to center and brought the hot-hitting shortstop prospect

up from Memphis. Winn was the team’s No. 2 prospect, ranked No. 37 overall by Fangraphs, where he is projected for the majors in 2025. That timetable has accelerated because of what he showed last year. However, the results were not good in the majors, so his Opening Day status has to be in doubt. When he gets back to the bigs look for a contact-first approach with solid defense and a little pop and speed. Scouting reports are that he’s a strong athlete in a smaller body, limiting his power projection, but he’s been advancing through the minors as one of the youngest players at each level (as he was in the majors last year). When he finally gets the call expect a solid contributor even if he’s unlikely to be an explosive performer.

Patrick Wisdom

Bats: R		Age: 33											
YR/C 19:	20:	21:	22:\$10	23:\$7	2024								
YR/E 19:	20:-\$7	21:\$10	22:\$10	23:\$5	Bid Price								
ML C-0	1B-14	2B-1	SS-0	3B-61	OF-9	DH-11							
YR TM	AB	BA	OPS	R	HR	RBI	SB/CS	BB/K					
21 CHC	338	.231	.822	54	28	61	4/1	32/153					
22 CHC	469	.207	.697	67	25	66	8/4	53/183					
23 CHC	268	.205	.791	43	23	46	4/2	30/111					
24 CHC	356	.212	.760	53	25	56		5					

A quick start last year had the prodigious strikeout master generating real value, but things fell apart after that and after May he spent a lot of time riding the pine. He did miss time in June with a wrist sprain, so it’s possible that affected him the rest of the way. You hope so, because the Cubs signed him to a major league contract this year, suggesting he’ll work as a utility-platoonist. He’s got big power but also a career 37-percent strikeout rate.

Brett Wisely

Bats: L				Age: 25							
YR/C 19:	20:	21:	22:	23:\$1							
YR/E 19:	20:	21:	22:	23:-\$6							
ML C-0	1B-0	2B-37	SS-1	3B-0	OF-19	DH-0					
YR TM	AB	BA	OPS	R	HR	RBI	SB/CS	BB/K			
23 AAA	221	.285	.887	40	6	31	7/3	47/64			
23 SFG	120	.175	.503	10	2	8	2/1	9/40			
24 SF	115	.194	.565	11	2	9	2				

contact (.208 xBA) and doesn't have the sort of power to compensate. As long as he's getting 400 PA he's a starting catcher in only leagues, but not much help otherwise.

Kolten Wong

Bats: L Age: 34

YR/C 19:\$8 20:\$16 21:\$15 22:\$15 23:\$16 2024

YR/E 19:\$23 20:\$15 21:\$19 22:\$18 23:\$-55 Bid Price

ML C-0 1B-0 2B-76 SS-0 3B-0 OF-0 DH-4

YR TM AB BA OPS R HR RBI SB/CS BB/K

21 MIL 445 .272 .783 70 14 50 12/5 31/83

22 MIL 430 .251 .745 65 15 47 17/6 46/88

23 --- 224 .183 .531 25 4 27 3/2 18/53

24 FA 292 .235 .675 40 8 34 8

\$7

Something went hideously wrong in Seattle last year, as he had a .468 OPS in 216 plate appearances. He signed with the Dodgers and had two homers and two stolen bases in 34 plate appearances, but he's never hit the ball more softly. In recent years he's been a fairly reliable source of some homers and some steals with a decent batting average, valued for his consistency. He'll cost a whole lot less based on last year's collapse.

James Wood

Bats: L Age: 22

YR/C 19: 20: 21: 22: 23:

YR/E 19: 20: 21: 22: 23:

MN C-0 1B- 2B- SS- 3B- OF-CF DH-

YR TM AB BA OPS R HR RBI SB/CS BB/K

23 A+ 473 .262 .884 80 26 91 18/3

65/173

He's 6'6 and 240 pounds, not a little guy, but he hit 26 homers and stole 18 bases last year split between High-A and Double-A (with about twice as many plate appearances in Double-A). He struck out nearly 34 percent of the time in Double-A, which may well be an issue for him going forward, but his power is vast and he's likely only going to get stronger as he matures. Still, given his age and contact issues it is unlikely we're going to see much of him in the majors this year. NATIONALS

Gage Workman

Bats: L Age: 25

YR/C 19: 20: 21: 22: 23:

YR/E 19: 20: 21: 22: 23:

MN C-0 1B- 2B- SS-SS 3B- OF- DH-

YR TM AB BA OPS R HR RBI SB/CS BB/K

23 A+ 355 .239 .751 73 13 48 19/3 48/139

BABIP: .350 GB%: .42 FB%: .32 HR/FB: .19

TIGERS

Austin Wynns

Bats: R Age: 34

YR/C 19:\$1 20: 21: 22: 23:

YR/E 19:\$5 20: 21:\$4 22:\$0 23:\$5

ML C-51 1B-0 2B-0 SS-0 3B-0 OF-0 DH-0

YR TM AB BA OPS R HR RBI SB/CS BB/K

21 BAL 130 .185 .538 14 4 14 1/0 8/31

22 SFG 162 .259 .675 14 3 21 0/0 10/38

23 --- 130 .208 .546 11 1 10 1/0 9/39

24 CIN 93 .220 .579 9 1 9 1

Off the 40-man roster in Cincinnati

Mike Yastrzemski

Bats: L Age: 34

YR/C 19: 20:\$10 21:\$20 22:\$12 23:\$9 2024

YR/E 19:\$12 20:\$25 21:\$12 22:\$8 23:\$6 Bid Price

ML C-0 1B-0 2B-0 SS-0 3B-0 OF-103 DH-1

YR TM AB BA OPS R HR RBI SB/CS BB/K

21 SFG 468 .224 .767 75 25 71 4/0 51/131

22 SFG 485 .214 .707 73 17 57 5/1 61/141

23 SFG 330 .233 .776 54 15 43 2/2 45/99

24 SF 439 .227 .743 67 19 58 4

\$3

.802 OPS vs. righties. .557 against lefties the last three years.

Christian Yelich

Bats: L Age: 33

YR/C 19:\$35 20:\$43 21:\$35 22:\$20 23:\$21 2024

YR/E 19:\$44 20:\$23 21:\$12 22:\$24 23:\$29 Bid Price

ML C-0 1B-0 2B-0 SS-0 3B-0 OF-122 DH-20

YR TM AB BA OPS R HR RBI SB/CS BB/K

21 MIL 399 .248 .736 70 9 51 9/3 70/113

22 MIL 575 .252 .757 99 14 57 19/3 88/162

23 MIL 550 .278 .819 106 19 76 28/3 78/140

24 MIL 539 .265 .784 97 17 66 22

\$24

Solid year for Yelich, who bumped his barrel rate and saw his homer rate go up. Plus more steal attempts rounds out his increased earnings. He could do that again.

Juan Ypez

Bats: R Age: 26

YR/C 19: 20: 21: 22:\$1 23:\$4

YR/E 19: 20: 21: 22:\$4 23:\$-55

ML C-0 1B-0 2B-0 SS-0 3B-0 OF-12 DH-11

YR TM AB BA OPS R HR RBI SB/CS BB/K

22 STL 253 .253 .763 27 12 30 0/0 16/61

23 AAA 341 .255 .752 44 9 69 2/2 33/73

23 STL 60 .183 .546 5 2 2 0/1 4/20

His aggressive approach hasn't done him any favors. Curiously, he was effective against heat in 2022 and weak against offspeed stuff, but in 2023 he struggled with the fastball and mashed the slower deliveries. Whether that was the result of an effort to change or there was some other reason, his power waned last year. He'll try to land a spot as backup outfielder this year.

Nick Yorke

Bats: R Age: 24

YR/C 19: 20: 21: 22: 23:

YR/E 19: 20: 21: 22: 23:

MN C-0 1B- 2B-2B SS- 3B- OF- DH-

YR TM AB BA OPS R HR RBI SB/CS BB/K

23 AA 444 .268 .792 74 13 61 18/5 51/122

Bat first middle infielders have to hit, and Yorke can do that. Double digit homers and steals with a better than 10 percent walk rate in Double-A is going to get him to Triple-A this year. How he slots into the future with the Red Sox will determine how quickly he advances. Guys without plus defensive skills or big power often end up in a utility role and are challenged finding enough fantasy relevant at bats. He's probably not a factor in 2024 unless injuries force the issue. RED SOX

Masataka Yoshida

Bats: L Age: 30

YR/C 19: 20: 21: 22: 23:\$15 2024

YR/E 19: 20: 21: 22: 23:\$22 Bid Price

ML C-0 1B-0 2B-0 SS-0 3B-0 OF-87 DH-49

YR TM AB BA OPS R HR RBI SB/CS BB/K

23 BOS 537 .289 .786 71 15 72 8/0 34/81

24 BOS 551 .295 .811 75 18 79 8

\$20

My projection last year was 16 homers, 4 steals, .277/.351/.425. He's a good aggressive hitter with line drive power to all fields who hit a lot of ground balls last year. There is more home run potential if he gets more loft, but he is already a solid and proven major league hitter.

Jacob Young

Bats: R Age: 25

YR/C 19: 20: 21: 22: 23: 2024

YR/E 19: 20: 21: 22: 23:\$0 Bid Price

ML C-0 1B-0 2B-0 SS-0 3B-0 OF-32 DH-1

YR TM AB BA OPS R HR RBI SB/CS BB/K

23 A+ 433 .305 .799 60 6 58 39/7 42/70

23 WSN 107 .252 .650 9 0 12 13/0 10/22

24 WAS 136 .258 .670 13 1 14 13

\$6

Marched up from Single-A+ to Double-A to a week in Triple-A to the majors last season. He's speedy with decent strike zone judgment and bat to ball skills. Hit a lot of grounders last year, no barrels, but he swings hard enough to drive the ball if he can actually do that. But for our purposes the whole game right now is his speed, which is of the first rank. Come for the steals and maybe find a pretty decent batting average.

Jared Young

Bats: L Age: 29

YR/C 19: 20: 21: 22: 23:

YR/E 19: 20: 21: 22: 23:

ML C-0 1B-14 2B-0 SS-0 3B-0 OF-0 DH-2

YR TM AB BA OPS R HR RBI SB/CS BB/K

23 AAA 310 .310 1.003 71 21 72 7/3 50/84

24 STL 68 .237 .748 10 2 9 1

BABIP: .359 GB%: .46 FB%: .33 HR/FB: .28

Freddy Zamora

Bats: R Age: 26

YR/C 19: 20: 21: 22: 23:

YR/E 19: 20: 21: 22: 23:

MN C-0 1B- 2B- SS-SS 3B- OF- DH-

YR TM AB BA OPS R HR RBI SB/CS BB/K

23 AA 377 .255 .718 64 7 51 17/3 53/89

BABIP: .314 GB%: .46 FB%: .36 HR/FB: .07

Seby Zavala

Bats: R Age: 31

YR/C 19: 20: 21: 22: 23:

YR/E 19: 20: 21:\$-3 22:\$1 23:\$-55

ML C-71 1B-0 2B-0 SS-0 3B-0 OF-0 DH-0

YR TM AB BA OPS R HR RBI SB/CS BB/K

21 CHW 93 .183 .607 15 5 15 0/0 6/41

22 CHW 178 .270 .728 22 2 21 0/0 19/64

23 --- 175 .171 .553 17 7 18 1/0 12/70

24 SEA 137 .204 .609 15 4 16 1

Didn't play much for the Diamondbacks after they signed him after the White Sox released him, but he was part of the deal that got them Eugenio Suarez, the deft defensive third baseman who has shown above average power in the past. Zavala is strictly a defensive plus, who has a little power but woeful contact skills. Presumably he'll back up Cal Raleigh until Harry Ford is ready, maybe in 2025.

Mike Zunino

Bats: R Age: 33

YR/C 19:\$8 20:\$2 21:\$1 22:\$7 23:\$4

YR/E 19:\$-6 20:\$-2 21:\$9 22:\$-7 23:\$-6

ML C-42 1B-0 2B-0 SS-0 3B-0 OF-0 DH-0

YR TM AB BA OPS R HR RBI SB/CS BB/K

21 TBR 333 .216 .860 64 33 62 0/0 34/132

22 TBR 115 .148 .484 7 5 16 0/0 6/46

23 CLE 124 .177 .578 11 3 11 0/0 15/61

24 FA 158 .184 .648 19 9 22 0

Released last June by the Guardians, he took the rest of the summer off. Going into last season he was recovering from thoracic outlet syndrome surgery, so maybe that contributed to his weak bat before the release. Suffice it to say he has a career average below the Mendoza Line, but hit 33 homers in 2021, the year before he was injured.

relied on his splitter, which works as a kind of change up, to keep hitters off balance. He’s also shown a tendency to walk hitters at the higher levels and shouldn’t be totally trusted this year, but he gets enough swings and misses to suggest some chance of breaking out, too.

Logan Allen

Throws: L		Age: 27								
YR/C 19:	20:	21:\$1	22:	23:						
YR/E 19:-\$10	20:-\$3	21:-\$8	22:	23:						
YR	TM	W-L	ERA	SV	IP	HR	BB/K	WHIP		
21	CLE	2-7	6.26	0	50.3	12	17/37	1.497		
23	AAA	6-2	5.77	0	103.0	19	56/99	1.738		

Signed a minor league deal with the Diamond-backs in January and will try to make the team out of Spring Training. Control issues have derailed his major league chances.

Yency Almonte

Throws: R		Age: 30								
YR/C 19:	20:	21:	22:	23:						
YR/E 19:-\$8	20:\$6	21:-\$10	22:\$5	23:-\$7						
YR	TM	W-L	ERA	SV	IP	HR	BB/K	WHIP		
21	COL	1-3	7.55	0	47.7	9	29/47	1.610		
22	LAD	0-0	1.02	1	35.3	2	10/33	0.798		
23	LAD	3-2	5.06	0	48.0	6	24/49	1.396		
24	LAD	2-2	4.11	0	50	4	23/50	1.295		

Jose Alvarado

Throws: L		Age: 29		\$10						
YR/C 19:\$15	20:\$3	21:\$2	22:\$1	23:\$3	2024					
YR/E 19:-\$7	20:	21:\$4	22:-\$1	23:\$7	Bid Price					
YR	TM	W-L	ERA	SV	IP	HR	BB/K	WHIP		
21	PHI	7-1	4.20	5	55.7	5	47/68	1.612		
22	PHI	4-2	3.18	2	51.0	2	24/81	1.216		
23	PHI	0-2	1.74	10	41.3	3	18/64	1.162		
24	PHI	4-2	3.20	22	60	5	32/87	1.282		

He did two stints on the IL of more than a month each with elbow inflammation, but when he was active (mostly in April, June, and September) he was very effective. That led to a personal high in saves and his lowest BB/9 since his rookie season back in 2017. Even if he doesn’t enter the season as closer, and he might, that makes him a valued arm out of the pen, especially in holds leagues.

Jose Alvarez

Throws: L		Age: 35								
YR/C 19:	20:	21:	22:	23:						
YR/E 19:-\$1	20:	21:\$6	22:	23:						
YR	TM	W-L	ERA	SV	IP	HR	BB/K	WHIP		
21	SFG	5-2	2.37	0	64.7	2	19/42	1.121		

Adbert Alzolay

Throws: R		Age: 29		\$14						
YR/C 19:	20:	21:\$4	22:\$1	23:\$1	2024					
YR/E 19:	20:\$0	21:\$1	22:	23:\$15	Bid Price					
YR	TM	W-L	ERA	SV	IP	HR	BB/K	WHIP		
21	CHC	5-13	4.58	1	125.7	25	34/128	1.166		
23	CHC	2-5	2.67	22	64.0	5	13/67	1.016		
24	CHC	3-5	3.40	24	65	5	17/70	1.116		

After working primarily as a starter in 2021 and missing most of 2022 with injuries, AA started last season in the bullpen, considered a possible part of a closer by committee consisting of a few unproven arms. But by June he was the Cubs go-to guy, at least until his season ended in September with a forearm strain. He throws hard and while he doesn’t have elite strikeout numbers he does a good job keeping the ball on the ground and avoiding hard contact. Enters

this season as the presumptive closer and should be fine doing the job as long as he stays healthy.

Brett Anderson

Throws: L		Age: 36								
YR/C 19:\$2	20:\$2	21:\$2	22:	23:						
YR/E 19:\$7	20:\$0	21:-\$3	22:	23:						
YR	TM	W-L	ERA	SV	IP	HR	BB/K	WHIP		
21	MIL	4-9	4.22	0	96.0	11	28/58	1.354		

Chase Anderson

Throws: R		Age: 37								
YR/C 19:\$3	20:\$2	21:	22:	23:						
YR/E 19:\$4	20:-\$10	21:-\$10	22:	23:-\$12						
YR	TM	W-L	ERA	SV	IP	HR	BB/K	WHIP		
21	PHI	2-4	6.75	0	48.0	10	20/35	1.479		
23	---	1-6	5.42	1	86.3	17	33/64	1.425		
24	FA	3-7	5.13	1	80	8	33/62	1.432		

Grant Anderson

Throws: R		Age: 27						
YR/C 19:		20:	21:	22:	23:			
YR/E 19:		20:	21:	22:	23:-\$8			
YR	TM	W-L	ERA	SV	IP	HR	BB/K	WHIP
23	AA	4-1	3.54	1	40.7	7	15/63	1.155
23	TEX	2-1	5.05	0	35.7	5	14/30	1.457
24	TEX	2-2	4.20	0	40	4	16/35	1.430
BABIP: 0.316		K/9: 13.94		BB/9: 3.32		HR/9: 1.55		

Ian Anderson

Throws: R		Age: 26								
YR/C 19:	20:	21:\$14	22:\$14	23:\$2						
YR/E 19:	20:\$11	21:\$6	22:\$0	23:						
YR	TM	W-L	ERA	SV	IP	HR	BB/K	WHIP		
21	ATL	9-5	3.58	0	128.3	16	53/124	1.233		
22	ATL	10-6	5.00	0	111.7	12	54/97	1.520		
24	-	-	-	-	-	-	-	-		

Nick Anderson

Throws: R		Age: 34		\$1						
YR/C 19:	20:\$16	21:\$9	22:	23:\$1	2024					
YR/E 19:\$7	20:\$18	21:	22:	23:\$2	Bid Price					
YR	TM	W-L	ERA	SV	IP	HR	BB/K	WHIP		
23	ATL	4-0	3.06	1	35.3	3	9/36	1.105		
24	KCR	4-2	4.22	6	50	4	15/46	1.205		

Injuries have waylaid his career, but he has a chance to recapture some of the magic in the Royals pen.

Shaun Anderson

Throws: R			Age: 30							
YR/C 19:	20:\$2	21:	22:	23:						
YR/E 19:-\$12	20:-\$5	21:	22:	23:						
YR	TM	W-L	ERA	SV	IP	HR	BB/K	WHIP		
23	AAA	4-2	4.85	0	52.0	11	15/35	1.423		
BABIP: 0.286			K/9: 6.06		BB/9: 2.60		HR/9: 1.90			

Tyler Anderson

Throws: L		Age: 35		\$1						
YR/C 19:\$1	20:	21:\$1	22:	23:\$8	2024					
YR/E 19:-\$16	20:\$0	21:-\$2	22:\$31	23:-\$18	Bid Price					
YR	TM	W-L	ERA	SV	IP	HR	BB/K	WHIP		
21	---	7-11	4.53	0	167.0	27	38/134	1.246		
22	LAD	15-5	2.57	0	178.7	14	34/138	1.004		
23	LAA	6-6	5.43	0	141.0	20	64/119	1.489		
24	LAA	9-7	4.01	0	160	15	51/129	1.290		

His stellar 2022 season built off terrific control, but he struggled with that last season and the result was very much worse. That the good season was with the bravura Dodgers and the

bad with the hapless Angels doesn’t mean anything, right? He would be suspect for fantasy purposes, a streamer at best, if he was walking 1.71 per 9, as he did in 2022. That he might walk 4+ per 9 again, as he did last year, makes him a \$1 or reserve play hoping he can recapture part of the magic.

Clayton Andrews

Throws: L		Age: 27								
YR/C 19:	20:	21:	22:	23:						
YR/E 19:	20:	21:	22:	23:						
YR	TM	W-L	ERA	SV	IP	HR	BB/K	WHIP		
23	AAA	6-0	2.53	5	57.0	4	31/74	1.228		

BABIP: 0.273 K/9: 11.68 BB/9: 4.89 HR/9: 0.63

Victor Arano

Throws: R		Age: 29								
YR/C 19:	20:	21:	22:	23:						
YR/E 19:	20:	21:	22:-\$5	23:						
YR	TM	W-L	ERA	SV	IP	HR	BB/K	WHIP		
22	WSN	1-1	4.50	1	42.0	5	12/44	1.405		
24	WSN	1-1	4.13	0	30	3	10/31	1.384		

Chris Archer

Throws: R		Age: 36								
YR/C 19:\$15	20:\$6	21:\$4	22:\$1	23:						
YR/E 19:-\$8	20:	21:	22:-\$7	23:						
YR	TM	W-L	ERA	SV	IP	HR	BB/K	WHIP		
22	MIN	2-8	4.56	0	102.7	12	48/84	1.321		

Kohei Arihara

Throws: R		Age: 32								
YR/C 19:	20:	21:	22:	23:						
YR/E 19:	20:	21:-\$10	22:	23:						
YR	TM	W-L	ERA	SV	IP	HR	BB/K	WHIP		
21	TEX	2-4	6.64	0	40.7	11	13/24	1.443		

Shawn Armstrong

||
||
||

Player Name

Graham Ashcraft

Throws:	R	Age:	26						
YR/C 19:	20:	21:	22:	23:	\$3				
YR/E 19:	20:	21:	22:-	\$5	23:-	\$8			
YR	TM	W-L	ERA	SV	IP	HR	BB/K	WHIP	
22	CIN	5-6	4.89	0	105.0	11	30/71	1.419	
23	CIN	7-9	4.76	0	145.7	23	52/111	1.373	
24	CIN	7-9	4.38	0	140	18	47/104	1.398	

He’s worked as a starter the last two years and had his ups and downs. He throws hard but is pretty much all cutter-slider. First time through the order he has a 3.13 ERA, second time it drops to 4.85, and the third time it’s 6.45. He’s in the Reds rotation this year, but he won’t have a long leash if he stumbles.

Javier Assad

Throws:	R	Age:	27						
YR/C 19:	20:	21:	22:	23:	2024				
YR/E 19:	20:	21:	22:-	\$2	23:\$9	Bid Price			
YR	TM	W-L	ERA	SV	IP	HR	BB/K	WHIP	
22	CHC	2-2	3.11	0	37.7	4	20/30	1.478	
23	CHC	5-3	3.05	0	109.3	13	41/94	1.226	
24	CHC	7-6	3.66	0	150	19	58/129	1.316	

Bounced up and down early in the season while mostly working in relief when he was in the majors, but when Marcus Stroman was hurt in August he made nine starts before Stroman returned. Whether working as a starter or multi-inning reliever, Assad was effective but not dominating and put up a much stronger ERA than his xERA (4.61). He hasn’t shown strikeout punch in the majors so far but his sinker/cutter/slider heavy repertoire has helped him keep the ball on the ground. Whether he’s a starter or a reliever he’s unlikely to have mixed fantasy league appeal.

Pedro Avila

Throws:	R	Age:	27						
YR/C 19:	20:	21:	22:	23:					
YR/E 19:	20:	21:	22:	23:-	\$1				
YR	TM	W-L	ERA	SV	IP	HR	BB/K	WHIP	
23	AAA	1-6	8.57	0	55.7	13	31/48	1.849	
23	SDP	2-2	3.22	0	50.3	3	25/54	1.352	
24	SDP	3-3	3.69	0	60	5	28/61	1.374	

BABIP: 0.335 K/9: 7.76 BB/9: 5.01 HR/9: 2.10

Sam Bachman

Throws:	R	Age:	25						
YR/C 19:	20:	21:	22:	23:					
YR/E 19:	20:	21:	22:	23:					
YR	TM	W-L	ERA	SV	IP	HR	BB/K	WHIP	

Michel Baez

Throws:	R	Age:	28						
YR/C 19:	20:	21:	22:	23:					
YR/E 19:-	\$2	20:-	\$7	21:	22:	23:			
YR	TM	W-L	ERA	SV	IP	HR	BB/K	WHIP	
23	A+	4-1	6.64	0	40.7	7	30/34	1.818	

BABIP: 0.314 K/9: 7.52 BB/9: 6.64 HR/9: 1.55

Bryan Baker

Throws:	R	Age:	30						
YR/C 19:	20:	21:	22:	23:					
YR/E 19:	20:	21:	22:-	\$2	23:-	\$1			
YR	TM	W-L	ERA	SV	IP	HR	BB/K	WHIP	
22	BAL	4-3	3.49	1	69.7	3	26/76	1.243	
23	BAL	4-3	3.60	0	45.0	4	24/51	1.267	
24	BAL	3-2	3.57	0	40	3	18/44	1.263	

Jordan Balazovic

Throws:	R	Age:	26						
YR/C 19:	20:	21:	22:	23:					
YR/E 19:	20:	21:	22:	23:					
YR	TM	W-L	ERA	SV	IP	HR	BB/K	WHIP	
23	AAA	1-1	5.32	0	45.7	5	32/54	1.729	

BABIP: 0.356 K/9: 10.64 BB/9: 6.31 HR/9: 0.99

Anthony Banda

Throws:	L	Age:	31						
YR/C 19:	20:	21:	22:	23:					
YR/E 19:	20:	21:-	\$3	22:-	\$3	23:			
YR	TM	W-L	ERA	SV	IP	HR	BB/K	WHIP	
21	---	2-2	4.28	0	33.7	6	13/32	1.566	
22	---	1-1	6.75	0	26.7	4	13/30	2.137	
23	AAA	2-5	7.58	0	65.3	9	32/62	1.776	

BABIP: 0.357 K/9: 8.54 BB/9: 4.41 HR/9: 1.24

Tanner Banks

Throws:	L	Age:	33						
YR/C 19:	20:	21:	22:	23:					
YR/E 19:	20:	21:	22:-	\$1	23:-	\$3			
YR	TM	W-L	ERA	SV	IP	HR	BB/K	WHIP	
22	CHW	2-0	3.06	0	53.0	5	18/49	1.132	
23	CHW	1-4	4.43	1	61.0	10	16/51	1.230	
24	CHW	2-4	4.34	1	60	6	17/53	1.231	

Manny Banuelos

Throws:	L	Age:	33						
YR/C 19:	20:	21:	22:	23:					
YR/E 19:-	\$16	20:	21:	22:-	\$6	23:			
YR	TM	W-L	ERA	SV	IP	HR	BB/K	WHIP	
22	---	2-1	4.39	1	41.0	2	21/42	1.293	

Caleb Baragar

Throws:	L	Age:	30						
YR/C 19:	20:	21:	22:	23:					
YR/E 19:	20:\$4	21:	22:	23:					
YR	TM	W-L	ERA	SV	IP	HR	BB/K	WHIP	
23	AAA	2-1	6.54	2	31.7	6	27/41	1.703	

BABIP: 0.288 K/9: 11.65 BB/9: 7.67 HR/9: 1.71

Daniel Bard

Throws:	R	Age:	39						
YR/C 19:	20:	21:\$6	22:\$3	23:\$13					
YR/E 19:	20:\$6	21:\$7	22:\$20	23:-	\$10				
YR	TM	W-L	ERA	SV	IP	HR	BB/K	WHIP	
21	COL	7-8	5.21	20	65.7	8	36/80	1.610	
22	COL	6-4	1.79	34	60.3	3	25/69	0.998	
23	COL	4-2	4.56	1	49.3	5	49/47	1.704	
24	COL	4-4	4.05	7	60	9	42/64	1.516	

His control has never been good, and he was out of baseball for six years because he had the yips, but a 8.57 per 9 walk rate is a lot. It’s the seventh worst for pitchers with more than 40 IP since 1961, per BR.com’s Stathead. He’s signed for another year and could presumably once again regain his control and close for Colorado, or he could retire or be released. Hope for the best, but pay for the least.

Joe Barlow

Throws:	R	Age:	29						
YR/C 19:	20:	21:	22:\$10	23:\$1					
YR/E 19:	20:	21:\$6	22:\$0	23:					
YR	TM	W-L	ERA	SV	IP	HR	BB/K	WHIP	
21	TEX	0-2	1.55	11	29.0	2	12/27	0.828	
22	TEX	3-1	3.86	13	35.0	5	13/28	1.143	
23	AAA	3-1	5.52	1	44.0	10	19/44	1.659	

BABIP: 0.346 K/9: 9.00 BB/9: 3.89 HR/9: 2.05

Scott Barlow

Throws:	R	Age:	32						
YR/C 19:	20:	21:\$1	22:\$13	23:\$14	2024				
YR/E 19:-	\$3	20:\$1	21:\$12	22:\$19	23:-	\$1	Bid Price		
YR	TM	W-L	ERA	SV	IP	HR	BB/K	WHIP	
21	KCR	5-3	2.42	16	74.3	4	28/91	1.201	
22	KCR	7-4	2.18	24	74.3	9	22/77	0.999	
23	---	2-6	4.37	13	68.0	4	34/79	1.397	
24	CLE	4-4	3.57	4	65	5	27/73	1.237	

Struggled with Kansas City in the first half of the season working as the Royals closer, but after a trade to San Diego and a transition to setup man he was more effective but still walked too many. He was traded to the Guardians in November and should work as a setup to Emmanuel Clase with some closer-in-waiting potential.

Jacob Barnes

Throws:	R	Age:	34						
YR/C 19:	20:	21:	22:	23:					
YR/E 19:-	\$13	20:-	\$9	21:-	\$7	22:	23:		
YR	TM	W-L	ERA	SV	IP	HR	BB/K	WHIP	
21	---	1-2	6.28	2	28.7	7	11/33	1.489	
23	AAA	1-2	2.47	3	51.0	2	22/45	1.314	
		-					/		

BABIP: 0.285 K/9: 7.94 BB/9: 3.88 HR/9: 0.35

Matt Barnes

Throws:	R	Age:	34						
YR/C 19:\$10	20:\$4	21:\$11	22:\$9	23:\$2					
YR/E 19:\$1	20:\$5	21:\$9	22:-	\$3	23:				
YR	TM	W-L	ERA	SV	IP	HR	BB/K	WHIP	
21	BOS	6-5	3.79	24	54.7	8	20/84	1.125	
22	BOS	0-4	4.31	8	39.7	2	21/34	1.454	
24	FA	2-2	4.40	8	40	3	18/44	1.388	

Jaime Barria

Throws:	R	Age:	28						
YR/C 19:\$5	20:	21:	22:	23:					
YR/E 19:-	\$13	20:\$2	21:-	\$2	22:\$7	23:-	\$14		
YR	TM	W-L	ERA	SV	IP	HR	BB/K	WHIP	
21	LAA	2-4	4.61	0	56.7	8	19/35	1.584	
22	LAA	3-3	2.61	0	79.3	11	19/54	1.037	
23	LAA	2-6	5.68	0	82.3	20	30/62	1.470	
24	CLE	1-3	4.44	0	40	4	13/29	1.372	

Anthony Bass

Throws:	R	Age:	37						
YR/C 19:	20:	21:\$8	22:\$2	23:					
YR/E 19:\$5	20:\$11	21:-	\$4	22:\$11	23:				
YR	TM	W-L	ERA	SV	IP	HR	BB/K	WHIP	
21	MIA	3-9	3.82	0	61.3	11	24/58	1.293	
22	---	4-3	1.54	0	70.3	6	20/73	1.013	
24	FA	2-3	3.43	0	40	3	14/40	1.195	

Chris Bassitt

Throws:	R	Age:	35						
YR/C 19:	20:\$5	21:\$14	22:\$18	23:\$14	2024				
YR/E 19:\$10	20:\$22	21:\$22	22:\$14	23:\$20	Bid Price				
YR	TM	W-L	ERA	SV	IP	HR	BB/K	WHIP	
21	OAK	12-4	3.15	0	157.3	15	39/159	1.057	
22	NYM	15-9	3.42	0	181.7	19	49/167	1.148	
23	TOR	16-8	3.60	0	200.0	28	59/186	1.175	
24	TOR	15-8	3.80	0	190	17	53/177	1.159	

Last year the 200 innings he threw meant he was a strikeout help even without elite strikeout rates. He’s got a broad arsenal but his bread and butter is control and the ability to keep hitters off balance, making his fastball his best weapon. The last four years he’s established himself as a reliable starter, but its best

not to get too comfortable expecting similar results. Just a little bad luck could knock things out of balance.

Peyton Battenfield

Throws:	R	Age:	27						
YR/C 19:	20:	21:	22:	23:					
YR/E 19:	20:	21:	22:	23:-\$7					
YR	TM	W-L	ERA	SV	IP	HR	BB/K	WHIP	
23	AA	1-6	5.18	0	64.3	13	31/33	1.400	
23	CLE	0-5	5.19	0	34.7	7	12/27	1.326	

BABIP: 0.236 K/9: 4.62 BB/9: 4.34 HR/9: 1.82

Trevor Bauer

Throws:	R	Age:	33						
YR/C 19:\$29	20:\$22	21:\$29	22:\$5	23:					
YR/E 19:\$7	20:\$51	21:\$19	22:	23:					
YR	TM	W-L	ERA	SV	IP	HR	BB/K	WHIP	
21	LAD	8-5	2.59	0	107.7	19	37/137	1.007	
24	FA	5-4	3.81	0	70	5	23/84	1.106	

With his legal situation resolved he signed in the NPB last year and was once again successful, going 10-4 with a 2.76 ERA, walking 31 and striking out 130 in 130.7 innings. There has been a little speculation about him signing back in the states but that is far from certain. If it happens expect to pony up big bucks to buy into what will surely be a circus.

Mike Baumann

Throws:	R	Age:	29						
YR/C 19:	20:	21:	22:	23:					
YR/E 19:	20:	21:	22:-\$5	23:\$1					
YR	TM	W-L	ERA	SV	IP	HR	BB/K	WHIP	
22	BAL	1-3	4.72	0	34.3	3	9/23	1.525	
23	BAL	10-1	3.76	0	64.7	7	33/61	1.314	
24	BAL	4-4	4.05	0	60	5	28/53	1.419	

Felix Bautista

Throws:	R	Age:	29						
YR/C 19:	20:	21:	22:\$1	23:\$18					
YR/E 19:	20:	21:	22:\$15	23:\$26					
YR	TM	W-L	ERA	SV	IP	HR	BB/K	WHIP	
22	BAL	4-4	2.19	15	65.7	7	23/88	0.936	
23	BAL	8-2	1.48	33	61.0	4	26/110	0.918	

October TJ means he'll miss all of 2024.

Shane Baz

Throws:	R	Age:	25						
YR/C 19:	20:	21:	22:\$11	23:	2024				
YR/E 19:	20:	21:	22:-\$8	23:	Bid Price				
YR	TM	W-L	ERA	SV	IP	HR	BB/K	WHIP	
22	TBR	1-2	5.00	0	27.0	5	9/30	1.333	
23	TBR	-			/				
24	TBR	6-5	3.64	0	90	7	29/101	1.174	

He's a terrific dart throw if he's cheap, but if someone in your league likes a talented Rays pitcher who has shown terrific speed, dominance, and control in his nine career major league starts before TJ, you shouldn't chase him. For one, he's likely to be rusty and may show the control issues many pitchers do as they learn to pitch after TJ. For another, he's sure to be innings limited. On many teams that limitation might lead to four-inning stints with no chance at the win, but the Rays could have him follow an opener, making it conceivable he'd have Yarmouth-ian season. But we don't know. I'm going to push him a little, but if someone pushes back I'll back off.

Tristan Beck

Throws:	L	Age:	28						
YR/C 19:	20:	21:	22:	23:					
YR/E 19:	20:	21:	22:	23:\$2					
YR	TM	W-L	ERA	SV	IP	HR	BB/K	WHIP	
23	SFG	3-3	3.92	2	85.0	10	21/68	1.224	
24	SFG	4-4	3.82	1	80	9	22/64	1.265	

David Bednar

Throws:	R	Age:	30						
YR/C 19:	20:	21:	22:\$12	23:\$17	2024				
YR/E 19:	20:	21:\$10	22:\$8	23:\$22	Bid Price				
YR	TM	W-L	ERA	SV	IP	HR	BB/K	WHIP	
21	PIT	3-1	2.23	3	60.7	5	19/77	0.980	
22	PIT	3-4	2.61	19	51.7	4	16/69	1.133	
23	PIT	3-3	2.00	39	67.3	3	21/80	1.100	
24	PIT	3-3	2.72	30	65	5	21/80	1.094	

His strikeout rate fell, though he was throwing with the same heat, but his infield fly rate soared, which makes it something of a wash. He relied more on his excellent heater and less on his curve and you can't argue against the results. He allowed a surprisingly low number of line drives and home runs per fly ball, both tend to regress toward the middle, so don't expect quite as much smooth sailing this year, but he should be as safe a source of saves as any.

Cam Bedrosian

Throws:	R	Age:	33						
YR/C 19:	20:\$1	21:	22:	23:					
YR/E 19:\$4	20:-\$2	21:-\$4	22:	23:					
YR	TM	W-L	ERA	SV	IP	HR	BB/K	WHIP	
21	- - -	0-0	5.04	0	25.0	6	17/23	1.760	

Tyler Beede

Throws:	R	Age:	31						
YR/C 19:	20:\$1	21:	22:	23:					
YR/E 19:-\$10	20:	21:	22:-\$3	23:					
YR	TM	W-L	ERA	SV	IP	HR	BB/K	WHIP	
22	- - -	2-5	5.14	0	61.3	7	29/39	1.637	

Jalen Beeks

Throws:	L	Age:	31						
YR/C 19:\$1	20:	21:	22:	23:\$1					
YR/E 19:-\$5	20:-\$2	21:	22:\$2	23:-\$10					
YR	TM	W-L	ERA	SV	IP	HR	BB/K	WHIP	
22	TBR	2-3	2.80	2	61.0	7	22/70	1.164	
23	TBR	2-3	5.95	1	42.3	4	21/47	1.489	
24	COL	2-3	4.35	1	50	4	23/54	1.397	

Andrew Bellatti

Throws:	R	Age:	33						
YR/C 19:	20:	21:	22:	23:					
YR/E 19:	20:	21:	22:-\$1	23:					
YR	TM	W-L	ERA	SV	IP	HR	BB/K	WHIP	
22	PHI	4-4	3.31	2	54.3	5	25/78	1.331	
24	PHI	3-2	4.30	1	45	4	21/54	1.415	

Brayan Bello

Throws:	R	Age:	25						
YR/C 19:	20:	21:	22:	23:\$2	2024				
YR/E 19:	20:	21:	22:\$2	23:\$0	Bid Price				
YR	TM	W-L	ERA	SV	IP	HR	BB/K	WHIP	
22	BOS	2-8	4.71	0	57.3	1	27/55	1.786	
23	BOS	12-11	4.24	0	157.0	24	45/132	1.338	
24	BOS	12-11	3.80	0	160	16	50/143	1.359	

He struck out many minor leaguers coming up, but in his first season with the Red Sox he worked to induce ground balls and induce he did. His fantasy value is muted because of that, the strikeouts are not likely to be many, but with good control and lots of grounders he has a good chance to be better than he was last year.

Anthony Bender

Throws:	R	Age:	29						
YR/C 19:	20:	21:	22:\$8	23:					
YR/E 19:	20:	21:\$6	22:	23:					
YR	TM	W-L	ERA	SV	IP	HR	BB/K	WHIP	
21	MIA	3-2	2.79	3	61.3	5	20/71	1.064	
24	MIA	2-2	3.68	4	40	3	14/43	1.177	

Brennan Bernardino

Throws:	L	Age:	32						
YR/C 19:	20:	21:	22:	23:					
YR/E 19:	20:	21:	22:	23:-\$1					
YR	TM	W-L	ERA	SV	IP	HR	BB/K	WHIP	
23	BOS	2-1	3.20	0	50.7	4	18/58	1.302	
24	BOS	2-2	3.70	0	40	3	15/44	1.338	

Jose Berrios

Throws:	R	Age:	30						
YR/C 19:\$23	20:\$23	21:\$23	22:\$23	23:\$7	2024				
YR/E 19:\$16	20:\$2	21:\$24	22:-\$4	23:\$16	Bid Price				
YR	TM	W-L	ERA	SV	IP	HR	BB/K	WHIP	
21	- - -	12-9	3.52	0	192.0	22	45/204	1.063	
22	TOR	12-7	5.23	0	172.0	29	45/149	1.419	
23	TOR	11-12	3.65	0	189.7	25	52/184	1.186	
24	TOR	11-10	4.13	0	180	17	48/173	1.229	

He bounced back, at least partly, from a rough 2022 season during which he actually won more games. He's no longer the guys who cost \$23 four years in a row, but he's more than just a shadow of that guy.

Prelander Berroa

Throws:	R	Age:	24						
YR/C 19:	20:	21:	22:	23:					
YR/E 19:	20:	21:	22:	23:					
YR	TM	W-L	ERA	SV	IP	HR	BB/K	WHIP	
23	AA	5-1	2.89	6	65.3	2	39/101	1.286	
BABIP: 0.326 K/9: 13.91 BB/9: 5.37 HR/9: 0.28									

Tanner Bibee

Throws:	R	Age:	25						
YR/C 19:	20:	21:	22:	23:	2024				
YR/E 19:	20:	21:	22:	23:\$17	Bid Price				
YR	TM	W-L	ERA	SV	IP	HR	BB/K	WHIP	
23	CLE	10-4	2.98	0	142.0	13	45/141	1.176	
24	CLE	11-6	3.51	0	170	17	52/174	1.169	

Cleveland seems to produce an endless stream of overachieving hurlers, and Bibee last year joined the skein. Credit him with terrific control, which always helps, and enough strikeout punch to help if not dominate, but his left on base and home run per fly ball metrics point to coming turbulence. He leans toward allowing fly balls and they didn't leave the yard last year the way you would expect. When they do his overall numbers are likely to get worse. Plenty of Cleveland pitchers have in the past resisted what looked like an obvious fall, so don't write Bibee off completely. He throws hard enough and has a tough slider to get guys out a lot of the time, but not all the time.

Phil Bickford

Throws:	R	Age:	29						
YR/C 19:	20:	21:	22:	23:					
YR/E 19:	20:	21:\$3	22:-\$5	23:-\$8					
YR	TM	W-L	ERA	SV	IP	HR	BB/K	WHIP	
21	- - -	4-2	2.81	1	51.3	7	19/59	1.076	
22	LAD	2-1	4.72	0	61.0	12	14/67	1.098	
23	- - -	5-5	4.95	1	67.3	8	39/76	1.456	
24	NYM	4-3	4.39	1	60	5	26/67	1.285	

Player Name

Osvaldo Bido

Throws: L		Age: 29							
YR/C 19:	20:	21:	22:	23:					
YR/E 19:	20:	21:	22:	23:-\$11					
YR	TM	W-L	ERA	SV	IP	HR	BB/K	WHIP	
23	AAA	3-4	4.16	3	62.7	6	29/65	1.292	
23	PIT	2-5	5.86	0	50.7	4	21/48	1.499	
24	OAK	3-4	4.59	0	70	7	30/63	1.472	
BABIP: 0.282 K/9: 9.34 BB/9: 4.16 HR/9: 0.86									

Shane Bieber

Throws: R		Age: 29		\$14							
YR/C 19:\$14	20:\$28	21:\$40	22:\$29	23:\$26	2024						
YR/E 19:\$32	20:\$53	21:\$6	22:\$29	23:\$6	Bid Price						
YR	TM	W-L	ERA	SV	IP	HR	BB/K	WHIP			
21	CLE	7-4	3.17	0	96.7	11	33/134	1.216			
22	CLE	13-8	2.88	0	200.0	18	36/198	1.040			
23	CLE	6-6	3.80	0	128.0	14	34/107	1.234			
24	CLE	10-8	3.70	0	170	16	42/165	1.165			

His season almost ended in early July, when he hit the IL with elbow inflammation, but he made it back in September and made two regular season starts, striking out 12 and walking one in 11 innings. He’s been a top starter in recent years, though in 2021 a mid-season shoulder issue cut his season short. Since his return from that injury his K% has dropped from 30+ percent each season to last year’s 20.1 percent, a radical decline. He’s still been an effective starter but much less dominating. Despite his ace-like 2022 ERA and WHIP, expectations should be tempered. Even at his best he’s been subject to hard contact, a quality that’s harder to counter when the strikeouts don’t come.

Brandon Bielak

Throws: R			Age: 28					
YR/C 19:	20:	21:	22:	23:				
YR/E 19:	20:-\$4	21:-\$4	22:	23:-\$6				
YR	TM	W-L	ERA	SV	IP	HR	BB/K	WHIP
21	HOU	3-4	4.50	1	50.0	5	21/46	1.380
23	AAA	1-4	5.24	0	55.0	6	19/63	1.418
23	HOU	5-6	3.82	0	80.0	12	36/62	1.525
24	HOU	3-3	3.94	0	50	5	22/41	1.478
BABIP: 0.346 K/9: 10.31 BB/9: 3.11 HR/9: 0.98								

Jake Bird

Throws: R		Age: 29									
YR/C 19:	20:	21:	22:	23:							
YR/E 19:	20:	21:	22:-\$6	23:-\$4							
YR	TM	W-L	ERA	SV	IP	HR	BB/K	WHIP			
22	COL	2-4	4.91	0	47.7	7	23/42	1.441			
23	COL	3-3	4.33	0	89.3	6	27/77	1.355			
24	COL	2-3	4.04	0	60	6	21/52	1.376			

Ty Blach

Throws: L			Age: 34					
YR/C 19:	20:	21:	22:	23:				
YR/E 19:-\$21	20:	21:	22:-\$9	23:-\$17				
YR	TM	W-L	ERA	SV	IP	HR	BB/K	WHIP
22	COL	1-0	5.89	1	44.3	4	11/29	1.406
23	AAA	3-1	4.40	0	30.7	2	8/27	1.433
23	COL	3-3	5.54	0	78.0	15	24/50	1.641
24	FA	2-2	4.97	0	60	7	18/39	1.562
BABIP: 0.354 K/9: 7.92 BB/9: 2.35 HR/9: 0.59								

Paul Blackburn

Throws: R		Age: 31									
YR/C 19:	20:	21:	22:	23:\$1							
YR/E 19:	20:	21:-\$6	22:-\$5	23:-\$11							
YR	TM	W-L	ERA	SV	IP	HR	BB/K	WHIP			
21	OAK	1-4	5.87	0	38.3	8	10/26	1.627			
22	OAK	7-6	4.28	0	111.3	15	30/89	1.260			
23	OAK	4-7	4.43	0	103.7	11	43/104	1.543			
24	OAK	7-9	4.08	0	140	15	49/125	1.439			

Juiced his strikeout rate last year but the walk rate went up with it. He also allowed a lot of hits, which led to a fair number of runs and a bad WHIP. And pitching for a bad team doesn’t usually lead to wins, and didn’t for Blackburn. The main thing for Blackburn, whose 2022 season ended with a finger injury and whose 2023 season started late because of another finger injury, is he stayed healthy once he got going.

Ronel Blanco

Throws: R		Age: 31									
YR/C 19:	20:	21:	22:	23:							
YR/E 19:	20:	21:	22:	23:-\$7							
YR	TM	W-L	ERA	SV	IP	HR	BB/K	WHIP			
23	AAA	7-4	3.68	0	73.3	10	37/81	1.173			
23	HOU	2-1	4.50	0	52.0	12	28/52	1.481			
24	HOU	2-1	4.44	0	45	4	23/46	1.455			
BABIP: 0.225 K/9: 9.94 BB/9: 4.54 HR/9: 1.23											

Richard Bleier

Throws: L		Age: 37									
YR/C 19:	20:\$1	21:	22:\$1	23:							
YR/E 19:-\$5	20:\$0	21:\$5	22:-\$2	23:-\$7							
YR	TM	W-L	ERA	SV	IP	HR	BB/K	WHIP			
21	MIA	3-2	2.95	0	58.0	4	6/44	0.983			
22	MIA	2-2	3.55	1	50.7	3	10/32	1.454			
23	BOS	1-0	5.28	0	30.7	5	5/16	1.368			
24	FA	2-1	3.66	0	40	4	7/25	1.299			

Cody Bolton

Throws: L			Age: 26					
YR/C 19:	20:	21:	22:	23:				
YR/E 19:	20:	21:	22:	23:				
YR	TM	W-L	ERA	SV	IP	HR	BB/K	WHIP
23	AAA	3-4	3.86	1	46.7	2	18/47	1.221
BABIP: 0.298 K/9: 9.06 BB/9: 3.47 HR/9: 0.39								

Ryan Borucki

Throws: L		Age: 30									
YR/C 19:\$3	20:\$1	21:	22:	23:							
YR/E 19:	20:-\$2	21:	22:-\$8	23:\$8							
YR	TM	W-L	ERA	SV	IP	HR	BB/K	WHIP			
22	- - -	2-0	5.68	0	25.3	6	11/21	1.394			
23	PIT	4-0	2.45	0	40.3	4	4/33	0.744			
24	PIT	3-1	3.65	0	50	7	14/42	1.050			

The Cubs released him last May and he soon signed on with the Pirates, for whom he pitched very well the rest of the summer. He threw a ton of ground balls and walked only four in 40 innings working in a middle/setup role. He doesn’t strike out enough hitters for more than replacement value in deep leagues.

Ben Bowden

Throws: L		Age: 30							
YR/C 19:	20:	21:	22:	23:					
YR/E 19:	20:	21:-\$4	22:	23:					
YR	TM	W-L	ERA	SV	IP	HR	BB/K	WHIP	
21	COL	3-2	6.56	0	35.7	6	21/42	1.847	
23	AAA	6-2	4.64	5	52.3	8	32/76	1.511	

Jonathan Bowlan

Throws: R		Age: 28									
YR/C 19:	20:	21:	22:	23:							
YR/E 19:	20:	21:	22:	23:							
YR	TM	W-L	ERA	SV	IP	HR	BB/K	WHIP			
23	AA	7-11	5.91	1	102.0	19	45/105	1.578			
BABIP: 0.337 K/9: 9.26 BB/9: 3.97 HR/9: 1.68											

Brad Boxberger

Throws: R		Age: 36									
YR/C 19:\$9	20:	21:	22:	23:\$3							
YR/E 19:-\$7	20:-\$3	21:\$6	22:\$0	23:							
YR	TM	W-L	ERA	SV	IP	HR	BB/K	WHIP			
21	MIL	5-4	3.34	4	64.7	8	25/83	1.075			
22	MIL	4-3	2.95	1	64.0	6	27/68	1.234			
24	FA	2-3	3.96	2	50	4	22/53	1.238			

He’s been a closer and was bid up to \$3 last spring in hopes that he’d end up closing games for the Cubs, but the smart money didn’t bid and he instead ended up battling forearm issues that causes him to be out from May 14 to September 11. Wherever he lands he’ll be a likely holds candidate if he’s healthy.

Matthew Boyd

Throws: L		Age
-----------	--	-----

Taj Bradley

Throws: R Age: 23

\$5

YR/C 19:	20:	21:	22:\$1	23:	2024
YR/E 19:	20:	21:	22:	23:-\$11	Bid Price

YR	TM	W-L	ERA	SV	IP	HR	BB/K	WHIP
23	AAA	2-5	6.45	0	37.7	9	20/37	1.565
23	TBR	5-8	5.59	0	104.7	23	39/129	1.385
24	TBR	8-8	4.34	0	120	12	42/140	1.287

He looks like he should be an ace, but he was just too hittable last year to dominate the way it looks like he would. This could just be a lack of seasoning. He has yet to dominate in Triple-A, much less the majors, and has struggled to keep the ball in the yard. He has the talent and stuff to be a top starter, but should be available on the cheap because he has yet to show he can do it.

Matt Brash

Throws: R Age: 26

\$4

YR/C 19:	20:	21:	22:\$3	23:\$3	2024
YR/E 19:	20:	21:	22:-\$1	23:\$5	Bid Price

YR	TM	W-L	ERA	SV	IP	HR	BB/K	WHIP
22	SEA	4-4	4.44	0	50.7	3	33/62	1.574
23	SEA	9-4	3.06	4	70.7	3	29/107	1.330
24	SEA	6-4	3.33	8	60	5	29/85	1.378

A reliever with four saves and nine wins who strikes out 13.63 per 9 innings should be worth more than \$5, but Brash allowed a BABIP of .380 last year, which coupled with a 3.69 per 9 walk rate gave him a hurtful 1.33 WHIP. He allowed a .352 BABIP in 2022, which could be bad luck or an indictment of the Mariners defense. The metrics praise Seattle’s defense, so maybe Brash will shock us when his luck evens out (assuming it does at some point). He’s next in line for saves if Andres Munoz has difficulty.

Ryan Brasier

Throws: R Age: 37

YR/C 19:\$5	20:	21:	22:	23:
YR/E 19:-\$2	20:-\$4	21:	22:-\$12	23:\$7

YR	TM	W-L	ERA	SV	IP	HR	BB/K	WHIP
22	BOS	0-3	5.78	1	62.3	9	13/64	1.304
23	---	3-0	3.02	2	59.7	3	19/56	1.022
24	FA	2-1	3.90	1	55	4	16/53	1.157

He’s not particularly dominating but he throws hard and benefited last year inducing a lot of infield flies and few homers. He’s had a solid career as a part-time setup guy, not earning enough holds to really help in leagues that count them, and there no reason not to expect more of the same.

Steven Brault

Throws: L Age: 32

YR/C 19:	20:	21:\$1	22:	23:
YR/E 19:-\$11	20:\$3	21:-\$6	22:	23:

YR	TM	W-L	ERA	SV	IP	HR	BB/K	WHIP
21	PIT	0-3	5.86	0	27.7	3	12/19	1.654

Huascar Brazoban

Throws: R Age: 35

YR/C 19:	20:	21:	22:	23:
YR/E 19:	20:	21:	22:-\$2	23:-\$4

YR	TM	W-L	ERA	SV	IP	HR	BB/K	WHIP
22	MIA	1-1	3.09	0	32.0	3	21/40	1.469
23	MIA	5-2	4.14	0	58.7	5	31/65	1.431
24	MIA	3-1	3.58	0	45	4	25/51	1.437

John Brebbia

Throws: R Age: 34

YR/C 19:	20:\$1	21:	22:	23:
YR/E 19:\$3	20:	21:	22:\$0	23:-\$1

YR	TM	W-L	ERA	SV	IP	HR	BB/K	WHIP
22	SFG	6-2	3.18	0	68.0	5	18/54	1.309
23	SFG	3-5	3.99	0	38.3	6	14/47	1.175
24	FA	4-4	3.95	0	50	8	16/51	1.274

Jake Brentz

Throws: L Age: 30

YR/C 19:	20:	21:	22:	23:
YR/E 19:	20:	21:-\$1	22:	23:

YR	TM	W-L	ERA	SV	IP	HR	BB/K	WHIP
21	KCR	5-2	3.66	2	64.0	7	37/76	1.28

Beau Brieske

Throws: R Age: 26

YR/C 19:	20:	21:	22:	23:
YR/E 19:	20:	21:	22:-\$5	23:-\$3

YR	TM	W-L	ERA	SV	IP	HR	BB/K	WHIP
22	DET	3-6	4.19	0	81.7	14	25/54	1.207
23	DET	2-3	3.60	2	35.0	4	12/31	1.371
24	DET	3-4	3.94	1	55	5	17/44	1.267

Jeff Bringham

Throws: R Age: 32

YR/C 19:	20:	21:	22:	23:
YR/E 19:-\$3	20:-\$8	21:	22:	23:-\$5

YR	TM	W-L	ERA	SV	IP	HR	BB/K	WHIP
23	NYM	1-3	5.26	0	37.7	9	18/42	1.167
24	FA	1-2	4.56	0	30	3	14/33	1.228

Jhony Brito

Throws: R Age: 26

\$2

YR/C 19:	20:	21:	22:\$1	23:	2024
YR/E 19:	20:	21:	22:	23:\$2	Bid Price

YR	TM	W-L	ERA	SV	IP	HR	BB/K	WHIP
23	AAA	2-2	5.45	0	36.3	8	16/33	1.543
23	NYV	9-7	4.28	1	90.3	14	28/72	1.218
24	SDP	7-6	3.90	0	90	8	27/75	1.225

Was something of a surprise making the Yankee staff out of Spring Training last year, but after two decent starts he struggled. He did two stints in Triple-A after that but when he was recalled in August he was excellent in two and three-inning relief assignments. The Padres need starters so they may give him another try, which won’t necessarily be a mistake, but he’ll need to do something different to succeed.

Connor Brogdon

Throws: R Age: 29

YR/C 19:	20:	21:\$1	22:	23:
YR/E 19:	20:-\$2	21:\$2	22:-\$3	23:-\$5

YR	TM	W-L	ERA	SV	IP	HR	BB/K	WHIP
21	PHI	5-4	3.43	1	57.7	6	18/50	1.136
22	PHI	2-2	3.27	2	44.0	6	11/50	1.250
23	PHI	2-1	4.03	0	29.0	5	13/26	1.448
24	PHI	3-2	4.14	1	40	8	14/39	1.286

Rex Brothers

Throws: L Age: 37

YR/C 19:	20:	21:	22:	23:
YR/E 19:	20:	21:-\$5	22:	23:

YR	TM	W-L	ERA	SV	IP	HR	BB/K	WHIP
21	CHC	3-2	5.26	1	53.0	9	35/75	1.434

Ben Brown

Throws: R Age: 24

YR/C 19:	20:	21:	22:	23:
YR/E 19:	20:	21:	22:	23:

YR	TM	W-L	ERA	SV	IP	HR	BB/K	WHIP
23	AA	8-8	4.27	0	92.7	10	57/130	1.402

The big right-hander got the call to Triple-A last summer and continued to get plenty of swing and miss, but also struggled with his control. His ability to master that will probably make the difference between him making the big club as a starter or reliever. CUBS

Hunter Brown

Throws: R Age: 26

\$8

YR/C 19:	20:	21:	22:	23:\$8	2024
YR/E 19:	20:	21:	22:	23:-\$8	Bid Price

YR	TM	W-L	ERA	SV	IP	HR	BB/K	WHIP
23	HOU	11-13	5.09	0	155.7	26	55/178	1.362
24	HOU	11-10	4.25	0	150	19	56/173	1.332

Former phenom got bit last year by allowing a lot of homers on fly balls and a lot of the runners he left on base coming around to score. That’s how you end up with a 5.09 ERA while not having pitched too badly. He obviously needs to pitch more effectively to be worth rostering, but the potential for a breakout with a little better luck and a little better control is great.

J.T. Brubaker

Throws: R Age: 31

YR/C 19:	20:	21:\$2	22:\$1	23:\$3
YR/E 19:	20:-\$8	21:-\$11	22:\$0	23:

YR	TM	W-L	ERA	SV	IP	HR	BB/K	WHIP
21	PIT	5-13	5.36	0	124.3	28	38/129	1.297
22	PIT	3-12	4.69	0	144.0	17	54/147	1.465

Justin Bruihl

Throws: L Age: 27

YR/C 19:	20:	21:	22:	23:
YR/E 19:	20:	21:	22:	23:-\$7

YR	TM	W-L	ERA	SV	IP	HR	BB/K	WHIP
23	---	1-0	5.46	0	28.0	2	11/22	1.393

Kris Bubic

Throws: L Age: 27

YR/C 19:	20:	21:\$1	22:\$1	23:
YR/E 19:	20:-\$1	21:-\$1	22:\$3	23:

YR	TM	W-L	ERA	SV	IP	HR	BB/K	WHIP
21	KCR	6-7	4.43	0	130.0	22	59/114	1.385
22	KCR	3-13	5.58	0	129.0	18	63/110	1.698

Walker Buehler

Throws: R Age: 30

\$15

YR/C 19:\$25	20:\$32	21:\$28	22:\$30	23:	2024
YR/E 19:\$28	20:\$8	21:\$46	22:-\$4	23:	Bid Price

YR	TM	W-L	ERA	SV	IP	HR	BB/K	WHIP
21	LAD	16-4	2.47	0	207.7	19	52/212	0.970
22	LAD	6-3	4.02	0	65.0	8	17/58	1.292
24	LAD	12-6	3.52	0	150	18	39/146	1.116

A solid April, some struggles in May, and disaster in June lead to him being shut down. He had his second TJ and a flexor tendon repair in August and missed all of 2023. Expecting him to return as an ace in 2024 is optimistic, but not impossible.

Player Name

Madison Bumgarner

Throws: L	Age: 35
YR/C 19:\$16	20:\$14 21:\$4 22:\$3 23:
YR/E 19:\$19	20:-\$13 21:\$0 22:-\$2 23:
YR TM	W-L ERA SV IP HR BB/K WHIP
21 ARI	7-10 4.67 0 146.3 24 39/124 1.184
22 ARI	7-15 4.88 0 158.7 25 49/112 1.441
24 FA	4-5 4.82 0 80 17 27/60 1.424

Released in April by the Diamondbacks, he didn't sign elsewhere. His return seems unlikely.

Aaron Bummer

Throws: L		Age: 31							\$1
YR/C 19:	20:\$2	21:\$2	22:\$2	23:\$1	2024				
YR/E 19:\$10	20:	21:-\$1	22:-\$1	23:-\$14	Bid Price				
YR	TM	W-L	ERA	SV	IP	HR	BB/K	WHIP	
21	CHW	5-5	3.51	2	56.3	3	29/75	1.266	
22	CHW	2-1	2.36	2	26.7	2	10/30	1.527	
23	CHW	5-5	6.79	0	58.3	4	36/78	1.527	
24	ATL	5-4	3.97	1	60	5	30/72	1.336	

The Braves were not scared off by that 6.79 ERA last year and neither should you.High BABIPs reflect the White Sox poor infield defense and bad luck, while the high rate at which runners he stranded scored hurt as well. He's a solid setup guy who throws a goodly number of strikeouts. The jump in his walk rate last year is a concern but combined with the increase in strikeouts it suggests a trade off, which perhaps can be adjusted to fit his situation. Maybe.

Dylan Bundy

Throws: R	Age: 32
YR/C 19:\$7	20:\$8 21:\$18 22:\$3 23:
YR/E 19:-\$4	20:\$22 21:-\$12 22:-\$10 23:
YR TM	W-L ERA SV IP HR BB/K WHIP
21 LAA	2-9 6.06 0 90.7 20 34/84 1.364
22 MIN	8-8 4.89 0 140.0 14 28/94 1.279

Brock Burke

Throws: L	Age: 28
YR/C 19:	20: 21: 22: 23:\$1
YR/E 19:-\$10	20: 21: 22:\$12 23:-\$2
YR TM	W-L ERA SV IP HR BB/K WHIP
22 TEX	7-5 1.97 0 82.3 9 24/90 1.060
23 TEX	5-3 4.37 0 59.7 13 9/52 1.223
24 TEX	4-3 3.64 0 60 6 14/59 1.169

His excellent 2022 season was more of a fluke than his campaign last year, when he was way more hittable. He'll get some chances for wins pitching the middle innings ahead of the Rangers offense, but is a risky qualitative play.

Corbin Burnes

Throws: R		Age: 30		\$20				
YR/C 19:\$7		20:\$2	21:\$19	22:\$32	23:\$33	2024		
YR/E 19:-\$20		20:\$27	21:\$38	22:\$34	23:\$27	Bid Price		
YR	TM	W-L	ERA	SV	IP	HR	BB/K	WHIP
21	MIL	11-5	2.43	0	167.0	7	34/234	0.940
22	MIL	12-8	2.94	0	202.0	23	51/243	0.965
23	MIL	10-8	3.39	0	193.7	22	66/200	1.069
24	MIL	11-8	3.24	0	200	19	58/230	1.035

He velocity was down a little last year and he threw quite a few fewer strikeouts, though he threw enough innings that he was still elite in a way. He threw enough walks that only a low BABIP kept his WHIP from bouncing up by a lot (as it were it was his highest since 2019). It has now been two years in a row his component indicators have worsened, which doesn't mean they will continue to, but it is doubtful they'll bounce back (and they could decline more).

He's still in the ace category, but more toward the bottom than the top these days.

Ryan Burr

Throws: R	Age: 30
YR/C 19:	20: 21: 22: 23:
YR/E 19:	20: 21:-\$2 22: 23:
YR TM	W-L ERA SV IP HR BB/K WHIP
21 CHW	2-1 2.45 0 36.7 3 21/33 1.354

Matt Bush

Throws: R	Age: 38
YR/C 19:	20: 21:\$2 22: 23:\$1
YR/E 19:	20: 21: 22:\$2 23:
YR TM	W-L ERA SV IP HR BB/K WHIP
22 - - -	2-3 3.47 3 59.7 11 18/74 1.030
23 AA	2-0 2.27 3 35.7 4 12/44 0.952
24 FA	1-2 4.56 2 30 5 10/35 1.172

BABIP: 0.228 K/9: 11.10 BB/9: 3.03 HR/9: 1.01

Jose Butto

Throws: R	Age: 26
YR/C 19:	20: 21: 22: 23:
YR/E 19:	20: 21: 22: 23:-\$3
YR TM	W-L ERA SV IP HR BB/K WHIP
23 AAA	3-7 5.93 0 91.0 17 49/82 1.626
23 NYM	1-4 3.64 0 42.0 3 23/38 1.333
24 NYM	2-3 4.21 0 50 6 24/46 1.404

BABIP: 0.314 K/9: 8.11 BB/9: 4.85 HR/9: 1.68

Edward Cabrera

Throws: R		Age: 26		\$6				
YR/C 19:	20:	21:	22:	23:\$8	2024			
YR/E 19:	20:	21:\$6	22:\$5	23:\$5	Bid Price			
YR	TM	W-L	ERA	SV	IP	HR	BB/K	WHIP
21	MIA	0-3	5.81	0	26.3	6	19/28	1.648
22	MIA	6-4	3.01	0	71.7	10	33/75	1.081
23	MIA	7-7	4.24	0	99.7	11	66/118	1.444
24	MIA	9-9	3.91	0	130	10	77/146	1.356

He's got two problems. His control is bad, so he walks too many hitters, and he struggles against righties. Or at least has, so far. The upside possibility is that he gains better control and figures out how to get righties out enough to be effective overall. The downside possibility is that the Marlins are going to look at how effective he was in relief late last season and make the project turning him into a top reliever. There's a lot of potential either way, and for now that uncertainty may make him a fair risk. By draft day we'll know more.

Genesis Cabrera

Throws: L	Age: 28
YR/C 19:	20: 21:\$1 22:\$2 23:
YR/E 19:-\$7	20:\$6 21:-\$2 22:-\$6 23:-\$3
YR TM	W-L ERA SV IP HR BB/K WHIP
21 STL	4-5 3.73 0 70.0 3 36/77 1.257
22 STL	4-2 4.63 1 44.7 8 20/32 1.335
23 - - -	2-1 4.04 0 55.7 8 24/58 1.311
24 TOR	3-2 3.87 2 60 5 28/59 1.313

Kelvin Caceres

Throws: R	Age: 24
YR/C 19:	20: 21: 22: 23:
YR/E 19:	20: 21: 22: 23:
YR TM	W-L ERA SV IP HR BB/K WHIP
23 A+	6-1 4.12 8 54.7 3 32/85 1.371

BABIP: 0.339 K/9: 13.99 BB/9: 5.27 HR/9: 0.49

Blair Calvo

Throws: R	Age: 28
YR/C 19:	20: 21: 22: 23:
YR/E 19:	20: 21: 22: 23:

YR TM	W-L ERA SV IP HR BB/K WHIP
23 AAA	6-6 7.15 3 56.7 7 44/68 1.887

BABIP: 0.378 K/9: 10.80 BB/9: 6.99 HR/9: 1.11

Isaiah Campbell


Throws: R	Age: 27
YR/C 19:	20: 21: 22: 23:
YR/E 19:	20: 21: 22: 23:\$0
YR TM	W-L ERA SV IP HR BB/K WHIP
23 SEA	4-1 2.83 1 28.7 2 13/33 1.220

Paul Campbell

Throws: R	Age: 29
YR/C 19:	20: 21: 22: 23:
YR/E 19:	20: 21:-\$7 22: 23:

YR TM	W-L ERA SV IP HR BB/K WHIP
21 MIA	2-3 6.41 0 26.7 5 10/26 1.603

Griffin Canning

Throws: R		Age: 28						
YR/C 19:	20:\$4	21:\$8	22:	23:\$1	2024			
YR/E 19:\$1	20:-\$1	21:-\$5	22:	23:\$3	Bid Price			
YR	TM	W-L	ERA	SV	IP	HR	BB/K	WHIP
21	LAA	5-4	5.60	0	62.7	14	28/62	1.495
23	LAA	7-8	4.32	0	127.0	22	36/139	1.236
24	LAA	9-10	4.57	0	150	14	45/161	1.265

Missed all of 2022 with a back injury, then started last season on the IL with a groin strain, and spent two weeks on the IL in August with calf tightness. When he was on the mound he showed good control of his excellent change up and a blasted tendency to give up home runs. He's not going to cost much and should be a sneaky sleeper pick, especially if he can be streamed to avoid power teams.

Yennier Cano

Throws: R		Age: 30		\$3				
YR/C 19:	20:	21:	22:	23:	2024			
YR/E 19:	20:	21:	22:	23:\$14	Bid Price			
YR	TM	W-L	ERA	SV	IP	HR	BB/K	WHIP
23	BAL	1-4	2.11	8	72.7	4	13/65	1.004
24	BAL	2-3	3.67	4	60	5	17/59	1.221

Came out of nowhere (16 walks in 18 innings pitched in the majors in 2022) last year to dominate with exquisite control rather than overwhelming power. He shared the closer role after Felix Bautista was hurt and didn't pitch particularly effectively that last month of the season. He doesn't have the strikeout chops a traditional closer usually has, going after the ground out more often than not. He put the control issues behind him last year but for him to be worth chasing he's going to have to land the closer job this year. The signing of Craig Kimbrel probably means not, and even if he ends up in the role he may not hold it. Consider his price very fluid until more is known.

Carlos Carrasco

Throws: R	Age: 37
YR/C 19:\$28	20:\$19 21:\$12 22:\$8 23:\$7
YR/E 19:-\$5	20:\$15 21:-\$9 22:\$4 23:-\$27
YR TM	W-L ERA SV IP HR BB/K WHIP
21 NYM	1-5 6.04 0 53.7 12 18/50 1.447
22 NYM	15-7 3.97 0 152.0 17 41/152 1.329
23 NYM	3-8 6.80 0 90.0 18 38/66 1.700
24 FA	7-8 4.50 0 120 13 42/103 1.493

He'd been kind of holding his own in recent years, despite the injuries and the fact that he

doesn't have the stuff he had in his heyday. But last April he hit the IL with elbow pain caused by some loose stuff and spent a month getting fit. After that he never found his groove, though he was successful enough at times for stubborn owners (*mo!*) to keep him active when they clearly shouldn't have. We can write that disaster of a season off to the elbow issues, but given his age and his history he's best monitored closely this Spring.

Daniel Castano

Throws:	L	Age:	30						
YR/C 19:	20:	21:	22:	23:					
YR/E 19:	20:\$0	21:	22:-\$5	23:					
YR	TM	W-L	ERA	SV	IP	HR	BB/K	WHIP	
22	MIA	1-3	4.04	0	35.7	5	9/20	1.449	
23	AAA	5-2	4.66	0	63.7	10	28/60	1.319	
BABIP: 0.260 K/9: 8.48 BB/9: 3.96 HR/9: 1.41									

Humberto Castellanos

Throws:	R	Age:	26						
YR/C 19:	20:	21:	22:	23:					
YR/E 19:	20:-\$8	21:-\$7	22:-\$8	23:					
YR	TM	W-L	ERA	SV	IP	HR	BB/K	WHIP	
21	ARI	2-2	4.93	0	45.7	7	15/29	1.394	
22	ARI	3-2	5.68	0	44.3	7	12/32	1.406	

Diego Castillo

Throws:	R	Age:	30						
YR/C 19:\$3	20:\$4	21:\$9	22:\$6	23:\$1					
YR/E 19:\$5	20:\$11	21:\$12	22:\$2	23:					
YR	TM	W-L	ERA	SV	IP	HR	BB/K	WHIP	
21	---	5-5	2.78	16	58.3	9	17/75	0.981	
22	SEA	7-3	3.64	7	54.3	5	22/53	1.146	
23	AAA	5-5	5.13	0	47.3	5	35/50	1.797	

The Rangers signed him to a minor league deal after a season he stunk it up mostly in Triple-A. He has a track record, but with velocity declining and control issues growing a resurgence is too unlikely to bet on.

Luis Castillo

Throws:	R	Age:	32						
YR/C 19:\$15	20:\$25	21:\$25	22:\$15	23:\$24	2024				
YR/E 19:\$23	20:\$13	21:\$6	22:\$16	23:\$28	Bid Price				
YR	TM	W-L	ERA	SV	IP	HR	BB/K	WHIP	
21	CIN	8-16	3.98	0	187.7	19	75/192	1.368	
22	---	8-6	2.99	0	150.3	13	45/167	1.086	
23	SEA	14-9	3.34	0	197.0	28	56/219	1.096	
24	SEA	11-10	3.59	0	190	16	59/207	1.157	

After years dodging dingers in Cincinnati he succumbed in Seattle, allowing far more homers in Seattle than he ever had before. He threw a lot more fastballs last year, rather than the changes that were his featured pitch before, perhaps luxuriating in an environment that wasn't designed to mess with pitchers' heads. Superior control and a strikeout punch, plus his previous ability to win with the change up, suggest there might be better if he needs it, but be wary in case he doesn't.

Max Castillo

Throws:	R	Age:	25						
YR/C 19:	20:	21:	22:	23:					
YR/E 19:	20:	21:	22:-\$10	23:					
YR	TM	W-L	ERA	SV	IP	HR	BB/K	WHIP	
22	---	0-2	5.95	0	39.3	8	15/37	1.355	
23	AAA	6-7	4.58	0	116.0	31	28/94	1.250	
BABIP: 0.257 K/9: 7.29 BB/9: 2.17 HR/9: 2.41									

Miguel Castro

Throws:	R	Age:	30						
YR/C 19:\$1	20:	21:	22:	23:\$1	2024				
YR/E 19:-\$5	20:\$3	21:-\$2	22:-\$3	23:\$2	Bid Price				
YR	TM	W-L	ERA	SV	IP	HR	BB/K	WHIP	
21	NYM	3-4	3.45	0	70.3	7	43/77	1.298	
22	NYY	5-0	4.03	0	29.0	2	15/31	1.448	
23	ARI	6-6	4.31	7	64.7	8	25/60	1.175	
24	ARI	5-4	3.78	4	60	8	28/59	1.269	

Did solid high-leverage work out of the Diamondback's patched together pen in the first half, picking up seven saves and seven holds between April 17 and June 13, but he wasn't shutting down opponents and the team moved on. He's been a solid major league bullpen worker for a long time, and we should expect more of the same.

Cade Cavalli

Throws:	R	Age:	26						
YR/C 19:	20:	21:	22:	23:\$1					
YR/E 19:	20:	21:	22:	23:					
YR	TM	W-L	ERA	SV	IP	HR	BB/K	WHIP	

The top prospect had TJ last March and is on track to return sometime this year. Expect rust and struggles with control, which he had when he was healthy, but with any success at all he should become a top prospect for 2025. NATIONALS

Dylan Cease

Throws:	R	Age:	29						
YR/C 19:	20:\$4	21:\$4	22:\$20	23:\$25	2024				
YR/E 19:-\$11	20:\$5	21:\$7	22:\$31	23:-\$8	Bid Price				
YR	TM	W-L	ERA	SV	IP	HR	BB/K	WHIP	
21	CHW	13-7	3.91	0	165.7	20	68/226	1.253	
22	CHW	14-8	2.20	0	184.0	16	78/227	1.109	
23	CHW	7-9	4.58	0	177.0	19	79/214	1.418	
24	CHW	10-9	3.77	0	180	15	78/222	1.294	

The massive decline from 2022 was much more of the same, but just a little worse in every possible way. He walked a little more, struck out a little less, he allowed a few more homers. His BABIP allowed increased significantly while his LOB% decreased, both measures of bad luck. But hitters did hit the ball harder and they hit line drives, which are more indicators of ineffectiveness. Perhaps most significantly, he lost one mph off his fastball, slider, and curve, each of which was decidedly less effective than in 2022. He also lost three miles off his change up, which was his best pitch. Cease's problem coming up was his control and he's still struggling with it, which influences all of his pitches. I'm going to attribute some of last year's decline to the Chicago defense, which was probably baseball's worst, some to bad luck, and some to problems with the potential to be ongoing. He's still attractive because of the strikeouts, but somewhat less so because it looks like 2022 might have been his peak.

Slade Cecconi

Throws:	R	Age:	25						
YR/C 19:	20:	21:	22:	23:					
YR/E 19:	20:	21:	22:	23:-\$4					
YR	TM	W-L	ERA	SV	IP	HR	BB/K	WHIP	
23	AAA	5-9	6.11	0	116.3	24	36/118	1.376	
23	ARI	0-1	4.33	0	27.0	4	4/20	1.148	
24	ARI	4-4	3.73	0	70	2	40/60	1.314	

The perils of the PCL appear in Cecconi's Triple-A line last year. Many runs allowed despite the a very nice K/9 and BB/9 combo. Too many homers in that league's bandboxes made

the numbers look worse than he deserved. He had trouble missing bats in the majors, but his fine control will give him a chance to make the rotation in camp this year.

Luis Cessa

Throws:	R	Age:	32						
YR/C 19:\$1	20:	21:	22:\$2	23:\$1					
YR/E 19:-\$1	20:-\$3	21:\$5	22:-\$7	23:-\$19					
YR	TM	W-L	ERA	SV	IP	HR	BB/K	WHIP	
21	---	5-2	2.51	0	64.7	5	19/54	1.153	
22	CIN	4-4	4.57	0	80.7	14	28/59	1.297	
23	AAA	1-5	8.57	3	42.0	9	20/42	1.762	
23	CIN	1-4	9.00	0	26.0	3	12/11	2.231	

BABIP: 0.354 K/9: 9.00 BB/9: 4.29 HR/9: 1.93

Andrew Chafin

Throws:	L	Age:	34						
YR/C 19:	20:	21:\$1	22:\$1	23:\$2					
YR/E 19:-\$1	20:	21:\$14	22:\$1	23:-\$4					
YR	TM	W-L	ERA	SV	IP	HR	BB/K	WHIP	
21	---	2-4	1.83	5	68.7	4	19/64	0.938	
22	DET	2-3	2.83	3	57.3	5	19/67	1.173	
23	---	3-4	4.73	8	51.3	6	28/63	1.423	
24	DET	3-4	3.84	6	60	4	25/68	1.245	

He's been a fairly reliable setup guy in recent years, a source of holds and, last year, some saves while he was with the Diamondbacks. He's back in Detroit this year, with perhaps less leverage planned for him.

Aroldis Chapman

Throws:	L	Age:	36						
YR/C 19:\$21	20:\$22	21:\$21	22:\$21	23:\$4	2024				
YR/E 19:\$18	20:\$2	21:\$10	22:-\$1	23:\$5	Bid Price				
YR	TM	W-L	ERA	SV	IP	HR	BB/K	WHIP	
21	NYY	6-4	3.36	30	56.3	9	38/97	1.319	
22	NYY	4-4	4.46	9	36.3	4	28/43	1.440	
23	---	6-5	3.09	6	58.3	4	36/103	1.252	
24	FA	5-5	3.60	11	55	5	36/89	1.295	

Hes velocity was back up to 99 last season and his strikeout rate jumped to nearly 16 per 9, that's vintage Chapman, but he continued to walk way too many batters to trust. The return of his dominance might tempt a team to use him as a closer again, giving those strikeouts some potential value support.

JT Chargois

Throws:	R	Age:	34						
YR/C 19:	20:	21:	22:\$1	23:					
YR/E 19:-\$5	20:	21:\$5	22:	23:-\$2					
YR	TM	W-L	ERA	SV	IP	HR	BB/K	WHIP	
21	---	6-1	2.52	0	53.7	5	20/53	1.090	
23	MIA	1-0	3.61	1	42.3	3	18/35	1.253	
24	MIA	3-1	3.30	1	50	4	19/44	1.183	

Jesse Chavez

Throws:	R	Age:	41						
YR/C 19:\$1	20:	21:	22:	23:					
YR/E 19:-\$4	20:-\$9	21:\$2	22:-\$3	23:\$3					
YR	TM	W-L	ERA	SV	IP	HR	BB/K	WHIP	
21	ATL	3-2	2.14	0	33.7	0	11/36	1.024	
22	---	4-3	3.76	0	69.3	8	20/74	1.317	
23	ATL	1-0	2.00	1	34.7	2	12/39	1.095	
24	FA	2-1	3.31	1	50	4	16/54	1.210	

Veteran setup guy missed three months last summer with a fractured shin, but continued to be an effective contributor out of the pen. He doesn't throw hard but keeps the ball down and hitters off balance with a cutter-sinker-change combination. He's old but it has been working for him.

Player Name

Yonny Chirinos

Throws:	R	Age:	31
YR/C	19:\$4	20:\$10	21: 22: 23:
YR/E	19:\$14	20:-\$3	21: 22: 23:-\$10
YR	TM	W-L	ERA SV IP HR BB/K WHIP
23	---	5-5	5.40 0 85.0 15 27/53 1.388
24	FA	4-4	4.64 0 65 7 21/42 1.399

Adam Cimber

Throws:	R	Age:	34
YR/C	19:	20:	21: 22: 23:
YR/E	19:-\$2	20:-\$7	21:\$8 22:\$7 23:
YR	TM	W-L	ERA SV IP HR BB/K WHIP
21	---	3-4	2.26 1 71.7 2 16/51 1.081
22	TOR	10-6	2.80 4 70.7 6 13/58 1.125
24	LAA	4-4	3.66 2 55 5 14/40 1.240

Steve Cishek

Throws:	R	Age:	38
YR/C	19:\$1	20:\$1	21: 22: 23:
YR/E	19:\$6	20:-\$8	21:\$2 22:-\$5 23:
YR	TM	W-L	ERA SV IP HR BB/K WHIP
21	LAA	0-2	3.42 0 68.3 2 41/64 1.498
22	WSN	1-4	4.21 1 66.3 11 27/74 1.225

Jose Cisnero

Throws:	R	Age:	35
YR/C	19:	20:	21:\$1 22: 23:\$1
YR/E	19:-\$6	20:\$5	21:-\$1 22:-\$2 23:-\$9
YR	TM	W-L	ERA SV IP HR BB/K WHIP
21	DET	4-4	3.65 4 61.7 6 31/62 1.340
22	DET	1-0	1.08 0 25.0 0 19/23 1.360
23	DET	3-4	5.31 2 59.3 10 25/70 1.484
24	FA	3-3	3.93 2 50 7 24/55 1.423

Aaron Civale

Throws:	R	Age:	29
YR/C	19:	20:\$7	21:\$11 22:\$10 23:\$5 2024
YR/E	19:-\$7	20:-\$5	21:\$9 22:-\$7 23:\$11 Bid Price
YR	TM	W-L	ERA SV IP HR BB/K WHIP
21	CLE	12-5	3.84 0 124.3 23 31/99 1.120
22	CLE	5-6	4.92 0 97.0 14 22/98 1.186
23	---	7-5	3 0 122.3 12 33/116 1.161
24	TBR	10-7	4.12 0 150 17 39/140 1.174

He was not a top prospect when he came up, but when he’s been healthy since then he’s been an effective innings eater for the Guardians. With his trade to the Rays last summer his strikeout rate immediately jumped and his walk rate held steady, but he ran into bad BABIP and left on base luck and his old bugaboo, the long fly, bit him. His up and down success-and-struggle pattern should keep his price cheap, which makes him a possible cheap play in deep mixed leagues, but of course it isn’t a sure thing he’ll be a positive.

Taylor Clarke

Throws:	R	Age:	31
YR/C	19:	20:	21:\$1 22: 23:
YR/E	19:-\$6	20:-\$3	21:-\$5 22:-\$3 23:\$13
YR	TM	W-L	ERA SV IP HR BB/K WHIP
21	ARI	1-3	4.98 0 43.3 4 14/39 1.531
22	KCR	3-1	4.04 3 49.0 6 8/48 1.184
23	KCR	3-6	5.95 3 59.0 12 24/65 1.610
24	KCR	3-4	4.68 3 60 8 20/62 1.463

Emmanuel Clase

Throws:	R	Age:	26
YR/C	19:	20:	21:\$2 22:\$22 23:\$26 2024
YR/E	19:\$0	20:	21:\$23 22:\$33 23:\$18 Bid Price
YR	TM	W-L	ERA SV IP HR BB/K WHIP
21	CLE	4-5	1.29 24 69.7 2 16/74 0.968
22	CLE	3-4	1.36 42 72.7 3 10/77 0.734
23	CLE	3-9	3.22 44 72.7 4 16/64 1.155
24	CLE	4-6	2.67 36 70 6 14/68 1.009

Led the majors in saves and blown saves last year, which can’t be an easy thing to do. Also had the biggest percentage of team saves. He was much less efficient last year, throwing 200 more pitches to get the same number of outs, even though his strikeout rate dropped by seven percent. The issue wasn’t velocity but a much less robust drop on his slider. He’s the man in Cleveland, for now, but his hold on the job can’t be considered as secure now that the results are less dominant.

Alex Claudio

Throws:	L	Age:	32
YR/C	19:	20:	21: 22: 23:
YR/E	19:-\$2	20:-\$5	21:-\$5 22: 23:
YR	TM	W-L	ERA SV IP HR BB/K WHIP
21	LAA	1-2	5.51 1 32.7 6 15/30 1.615
23	AAA	2-2	4.19 3 43.0 1 13/26 1.558
BABIP:	0.361	K/9:	5.44 BB/9: 2.72 HR/9: 0.21

Sam Clay

Throws:	L	Age:	31
YR/C	19:	20:	21: 22: 23:
YR/E	19:	20:	21:-\$4 22: 23:
YR	TM	W-L	ERA SV IP HR BB/K WHIP
21	WSN	0-5	5.60 0 45.0 4 22/34 1.711
23	AAA	6-3	5.16 1 52.3 8 29/53 1.549
BABIP:	0.306	K/9:	9.11 BB/9: 4.99 HR/9: 1.38

Mike Clevinger

Throws:	R	Age:	34
YR/C	19:\$25	20:\$24	21: 22:\$14 23:\$2 2024
YR/E	19:\$22	20:\$8	21: 22:-\$3 23:\$7 Bid Price
YR	TM	W-L	ERA SV IP HR BB/K WHIP
22	SDP	7-7	4.33 0 114.3 20 35/91 1.201
23	CHW	9-9	3.77 0 131.3 16 40/110 1.226
24	FA	8-8	4.01 0 120 12 37/100 1.239

Hit the IL in May with wrist inflammation and in June/July for more than a month with biceps inflammation, but until a couple of blowouts in September he’d pitched effectively. He’s not the power pitcher he once was and his tendency to throw fly balls might be tested in the wrong home park, but he should be a fairly safe back of the rotation arm or a streaming option in most leagues.

Alex Cobb

Throws:	R	Age:	37
YR/C	19:\$3	20:	21:\$1 22:\$6 23:\$9 2024
YR/E	19:	20:-\$4	21:\$1 22:\$2 23:\$3 Bid Price
YR	TM	W-L	ERA SV IP HR BB/K WHIP
21	LAA	8-3	3.76 0 93.3 5 33/98 1.267
22	SFG	7-8	3.73 0 149.7 9 43/151 1.307
23	SFG	7-7	3.87 0 151.3 19 37/131 1.322
24	SFG	6-6	3.90 0 120 14 33/112 1.305

Struggled with his curve ball last year and didn’t strike out nearly as many as he had the year before. The Giants picked up his option for this year, so he should get a chance to make another 28 starts, as he has the last two years. But the elevated expectations for him that arose last year should be dampened. He’s a useful major league starter for the Giants,

and an older arm without much upside for his fantasy teams.

Gerrit Cole

Throws:	R	Age:	34
YR/C	19:\$33	20:\$41	21:\$41 22:\$38 23:\$33 2024
YR/E	19:\$52	20:\$34	21:\$28 22:\$24 23:\$46 Bid Price
YR	TM	W-L	ERA SV IP HR BB/K WHIP
21	NYY	16-8	3.23 0 181.3 24 41/243 1.060
22	NYY	13-8	3.50 0 200.7 33 50/257 1.019
23	NYY	15-4	2.63 0 209.0 20 48/222 0.981
24	NYY	15-6	3.15 0 200 19 48/234 1.020

It was a pretty typical year for Cole, with the outsized earnings attributable to some ERA luck and the way the rest of the pitching pool is pitching fewer and fewer innings. That ability to consistently produce is why he is paid the big bucks by both the Yankees and fantasy players.

Dylan Coleman

Throws:	R	Age:	28
YR/C	19:	20:	21: 22: 23:\$1
YR/E	19:	20:	21: 22:\$1 23:
YR	TM	W-L	ERA SV IP HR BB/K WHIP
22	KCR	5-2	2.78 0 68.0 5 37/71 1.235
23	AAA	1-5	4.70 2 30.7 3 32/48 1.694
24	HOU	2-2	4.10 0 30 4 19/32 1.425

BABIP: 0.293 K/9: 14.09 BB/9: 9.39 HR/9: 0.88

Alex Colome

Throws:	R	Age:	36
YR/C	19:\$11	20:\$14	21:\$14 22:\$6 23:
YR/E	19:\$15	20:\$24	21:\$4 22:-\$3 23:
YR	TM	W-L	ERA SV IP HR BB/K WHIP
21	MIN	4-4	4.15 17 65.0 8 23/58 1.400
22	COL	2-7	5.74 4 47.0 5 22/32 1.681
23	AAA	4-1	3.24 2 33.3 2 15/26 1.592
BABIP:	0.324	K/9:	7.02 BB/9: 4.05 HR/9: 0.54

Roansy Contreras

Throws:	R	Age:	25
YR/C	19:	20:	21: 22:\$3 23:\$5
YR/E	19:	20:	21: 22:-\$3 23:-\$17
YR	TM	W-L	ERA SV IP HR BB/K WHIP
22	PIT	5-5	3.79 0 95.0 13 39/86 1.274
23	A	0-0	4.67 0 34.7 8 11/32 1.124
23	PIT	3-7	6.59 1 68.3 11 32/55 1.567
24	PIT	5-8	4.44 0 110 15 46/101 1.372

He’s seen a velocity and control decline the last few years, and struggled last year even after demotion to Triple-A. So far he’s just been too hittable,, which is not a good look. He might fix things, or he might be moved to the bullpen, but for now he doesn’t look like a fantasy contributor this year.

Sam Coonrod

Throws:	R	Age:	32
YR/C	19:	20:	21: 22: 23:
YR/E	19:-\$1	20:-\$10	21:-\$4 22: 23:
YR	TM	W-L	ERA SV IP HR BB/K WHIP
21	PHI	2-2	4.04 2 42.3 5 15/48 1.330
24	FA	1-1	4.43 0 30 2 15/30 1.457

Patrick Corbin

Throws:	L	Age:	35
YR/C	19:\$22	20:\$23	21:\$14 22:\$3 23:
YR/E	19:\$23	20:\$5	21:-\$6 22:-\$2 23:-\$18
YR	TM	W-L	ERA SV IP HR BB/K WHIP
21	WSN	9-16	5.82 0 171.7 37 60/143 1.472
22	WSN	6-19	6.31 0 152.7 27 49/128 1.702
23	WSN	10-15	5.20 0 180.0 33 57/124 1.483
24	WSN	9-16	4.90 0 170 24 55/128 1.524

Jimmy Cordero

Throws: R		Age: 33						
YR/C 19:		20:	21:	22:	23:			
YR/E 19:\$2		20:-\$7	21:	22:	23:-\$1			
YR	TM	W-L	ERA	SV	IP	HR	BB/K	WHIP
23	NY Yankees	3-2	3.86	0	32.7	2	10/34	1.070

Nestor Cortes

Throws: L		Age: 30		\$8				
YR/C 19:	20:	21:	22:\$4	23:\$18	2024			
YR/E 19:-\$10	20:	21:\$9	22:\$33	23:-\$4	Bid Price			
YR	TM	W-L	ERA	SV	IP	HR	BB/K	WHIP
21	NY	2-3	2.90	0	93.0	14	25/103	1.075
22	NY	12-4	2.44	0	158.3	16	38/163	0.923
23	NY	5-2	4.97	0	63.3	11	20/67	1.248
24	NY	8-4	3.77	0	120	17	33/126	1.089

Everybody knew he wasn’t repeating his terrific 2022 season, but as lucky as he was that year he was unlucky last year. That’s before he was laid low in June with a strained labrum. He made one start in August and then went back on the IL with the same issue. In December he began a throwing program with a goal of getting ready for Spring Training. He’s not a dominating arm but his guile and control have had good results when he’s been able to keep the ball in the park. That was 2022 and none of the rest of his time in the majors. Injury and bust risk are elevated, take care.

Tom Cosgrove

Throws: L		Age: 28						
YR/C 19:		20:	21:	22:	23:			
YR/E 19:		20:	21:	22:	23:\$9			
YR	TM	W-L	ERA	SV	IP	HR	BB/K	WHIP
23	SDP	1-2	1.75	1	51.3	3	19/44	0.975
24	SDP	2-2	2.97	1	60	4	24/58	1.061

He earned a save the last week of the season, but he isn’t closer material. After putting up big strikeout numbers and struggling with control in Triple-A in 2022, he pitched more to contact and reduced the free passes. Coupled with a super high left on base percentage, a miniscule number of homers per fly, and a low BABIP allowed, he posted a fantasy friendly ERA and WHIP. Don’t expect more of the same this year.

Jharel Cotton

Throws: R		Age: 32						
YR/C 19:		20:	21:	22:	23:			
YR/E 19:		20:	21: -\$4	22: -\$4	23:			
YR	TM	W-L	ERA	SV	IP	HR	BB/K	WHIP
21	TEX	2-0	3.52	0	30.7	2	15/30	1.424
22	- - -	4-2	3.56	0	43.0	7	20/39	1.256

Danny Coulombe

Throws: L		Age: 35				\$1		
YR/C 19:	20:	21:	22:	23:	2024			
YR/E 19:	20:	21:-\$4	22:	23:\$5	Bid Price			
YR	TM	W-L	ERA	SV	IP	HR	BB/K	WHIP
21	MIN	3-2	3.67	0	34.3	5	7/33	1.232
23	BAL	5-3	2.81	2	51.3	4	12/58	1.111
24	BAL	4-3	3.47	2	50	5	14/53	1.182

He’s been knocking around the majors since 2014, doing a decent job as a middle guy but rarely entrusted with high-leverage situations. That changed last year. And last year he posted his best numbers ever. That made him a little valuable in holds leagues and an okay fill-in in AL only leagues. Over the years his skills have bounced around all over the place, so there’s no guarantee that he’ll repeat, which makes him a tough sell on auction day.

Jake Cousins

Throws: R		Age: 30						
YR/C 19:	20:	21:	22:	23:				
YR/E 19:	20:	21:-\$2	22:	23:				
YR	TM	W-L	ERA	SV	IP	HR	BB/K	WHIP
21	MIL	1-0	2.70	0	30.0	3	19/44	1.167
24		-					/	

Dylan Covey

Throws: L		Age: 33						
YR/C 19:		20:	21:	22:	23:			
YR/E 19:		20:	21:	22:	23:-\$6			
YR	TM	W-L	ERA	SV	IP	HR	BB/K	WHIP
23	AAA	1-0	4.22	0	32.0	3	18/28	1.438
23	---	1-3	3.77	0	43.0	5	17/30	1.512
24	PHI	2-3	3.88	0	40	4	16/29	1.477
BABIP: 0.272		K/9: 7.88		BB/9: 5.06		HR/9: 0.84		

BABIP: 0.272 K/9: 7.88 BB/9: 5.06 HR/9: 0.84

Austin Cox

Throws: L		Age: 27						
YR/C 19:		20:	21:	22:	23:			
YR/E 19:		20:	21:	22:	23:-\$5			
YR	TM	W-L	ERA	SV	IP	HR	BB/K	WHIP
23	AAA	2-1	3.61	0	47.3	12	21/39	1.395
23	KCR	0-1	4.54	1	35.7	2	17/33	1.261
24	-							/
BABIP: 0.273 K/9: 7.42 BB/9: 3.99 HR/9: 2.28								

BABIP: 0.273 K/9: 7.42 BB/9: 3.99 HR/9: 2.28

Kutter Crawford

Throws: R		Age: 28		\$10				
YR/C 19:	20:	21:	22:	23:\$1	2024			
YR/E 19:	20:	21:	22:-\$8	23:\$10	Bid Price			
YR	TM	W-L	ERA	SV	IP	HR	BB/K	WHIP
22	BOS	3-6	5.47	0	77.3	12	29/77	1.427
23	BOS	6-8	4.04	0	129.3	17	36/135	1.106
24	BOS	5-7	4.39	0	110	15	34/112	1.218

Made the team as a starter filling in for injured guys, but ended up taking regular turns as the season progressed. He’s been hit or miss so far, particularly effective when all the fly balls he throws don’t leave the yard. That went better in the second half, when he had a 3.52 FIP and 7.4 percent of his fly balls were homers. There’s no way to know whether that’s going to stick this year, but there is nice breakout potential here if it does.

Nabil Crismatt

Throws: R		Age: 30						
YR/C 19:		20:	21:	22:	23:			
YR/E 19:		20:	21:-\$1	22:\$2	23:			
YR	TM	W-L	ERA	SV	IP	HR	BB/K	WHIP
21	SDP	3-1	3.76	0	81.3	10	24/71	1.369
22	SDP	5-2	2.94	0	67.3	5	22/65	1.177
23	AAA	4-3	6.86	0	59.0	14	23/55	1.593
BABIP: 0.326		K/9: 8.39		BB/9: 3.51		HR/9: 2.14		

BABIP: 0.326 K/9: 8.39 BB/9: 3.51 HR/9: 2.14

Cooper Criswell

Throws: R		Age: 28						
YR/C 19:		20:	21:	22:	23:			
YR/E 19:		20:	21:	22:	23:-\$10			
YR	TM	W-L	ERA	SV	IP	HR	BB/K	WHIP
23	AAA	4-4	3.93	2	84.7	8	23/80	1.299
23	TBR	1-1	5.73	0	33.0	6	11/27	1.545
24	BOS	1-1	4.56	0	30	6	9/24	1.521
BABIP: 0.317		K/9: 8.50		BB/9: 2.44		HR/9: 0.85		

BABIP: 0.317 K/9: 8.50 BB/9: 2.44 HR/9: 0.85

Garrett Crochet

Throws: L		Age: 25						
YR/C 19:	20:	21:\$1	22:\$1	23:				
YR/E 19:	20:	21:\$0	22:	23:				
YR	TM	W-L	ERA	SV	IP	HR	BB/K	WHIP
21	CHW	3-5	2.82	0	54.3	2	27/65	1.275
24	CHW	2-5	3.42	4	55	5	30/65	1.364

Declan Cronin

Throws: L		Age: 27						
YR	TM	W-L	ERA	SV	IP	HR	BB/K	WHIP
23	AAA	3-0	3.83	2	51.7	3	20/42	1.431
BABIP: 0.331		K/9: 7.32		BB/9: 3.48		HR/9: 0.52		

BABIP: 0.331 K/9: 7.32 BB/9: 3.48 HR/9: 0.52

Wil Crowe

Throws: R		Age: 30						
YR/C 19:		20:	21:	22:\$1		23:		
YR/E 19:		20:	21:-\$1	22:-\$1		23:		
YR	TM	W-L	ERA	SV	IP	HR	BB/K	WHIP
21	PIT	4-8	5.48	0	116.7	25	57/111	1.575
22	PIT	6-10	4.38	4	76.0	8	38/68	1.395
23	A	3-1	3.86	0	30.3	3	14/32	1.584

BABIP: 0.344 K/9: 9.49 BB/9: 4.15 HR/9: 0.89

Fernando Cruz

Throws: R		Age: 34					
YR/C 19:	20:	21:	22:	23:			
YR/E 19:	20:	21:	22:	23:-\$3			
YR TM	W-L	ERA	SV	IP	HR	BB/K	WHIP
23 CIN	1-2	4.91	0	66.0	6	28/98	1.212
24 CIN	1-2	3.91	0	45	5	20/65	1.221

Steven Cruz

Throws: R		Age: 25					
YR/C 19:	20:	21:	22:	23:			
YR/E 19:	20:	21:	22:	23:			
YR TM	W-L	ERA	SV	IP	HR	BB/K	WHIP
23 AA	0-1	3.81	9	49.7	4	30/64	1.247
BABIP: 0.259 K/9: 11.60 BB/9: 5.44 HR/9: 0.72							

BABIP: 0.259 K/9: 11.60 BB/9: 5.44 HR/9: 0.72

Jose Cuas

Throws: R		Age: 30						
YR/C 19:		20:	21:	22:	23:			
YR/E 19:		20:	21:	22:\$1	23:-\$6			
YR	TM	W-L	ERA	SV	IP	HR	BB/K	WHIP
22	KCR	4-2	3.58	1	37.7	2	24/34	1.694
23	---	3-2	3.99	1	65.3	8	35/71	1.501
24	CHC	3-2	3.92	1	55	5	30/57	1.535

Johnny Cueto

Throws: R		Age: 38						
YR/C 19:	20:\$7	21:\$2	22:	23:\$1				
YR/E 19:	20:-\$11	21:\$1	22:\$5	23:-\$8				
YR	TM	W-L	ERA	SV	IP	HR	BB/K	WHIP
21	SFG	7-7	4.08	0	114.7	15	30/98	1.375
22	CHW	8-10	3.35	0	158.3	15	33/102	1.227
23	MIA	1-4	6.02	0	52.3	17	15/39	1.262
24	FA	5-8	4.09	0	110	14	28/79	1.291

Coming off a bad year at his age and then coming back is no easy task, but he’s going for it. No reason to think about rostering him, though his brief flowering in 2022 was fun.

Xzavion Curry

Throws: R		Age: 26					
YR/C 19:	20:	21:	22:	23:			
YR/E 19:	20:	21:	22:	23:-\$3			
YR TM	W-L	ERA	SV	IP	HR	BB/K	WHIP
23 CLE	3-4	4.07	0	95.0	12	30/67	1.347
24 CLE	2-2	4.24	0	55	7	18/39	1.375

Tyler Danish

Throws: R		Age: 30						
YR/C 19:	20:	21:	22:	23:				
YR/E 19:	20:	21:	22:-\$8	23:				
YR	TM	W-L	ERA	SV	IP	HR	BB/K	WHIP
22	BOS	3-1	5.13	0	40.3	7	12/32	1.297

Player Name

Hagen Danner

Throws: R	Age: 26								
YR/C 19:	20:	21:	22:	23:					
YR/E 19:	20:	21:	22:	23:					
YR	TM	W-L	ERA	SV	IP	HR	BB/K	WHIP	
23	A	1-2	3.66	1	39.3	8	11/56	1.043	

BABIP: 0.268 K/9: 12.81 BB/9: 2.52 HR/9: 1.83

Yu Darvish

Throws: R	Age: 38								
YR/C 19:\$11	20:\$22	21:\$27	22:\$20	23:\$21	2024				
YR/E 19:\$16	20:\$44	21:\$11	22:\$33	23:-\$1	Bid Price				
YR	TM	W-L	ERA	SV	IP	HR	BB/K	WHIP	
21	SDP	8-11	4.22	0	166.3	28	44/199	1.096	
22	SDP	16-8	3.10	0	194.7	22	37/197	0.953	
23	SDP	8-10	4.56	0	136.3	18	43/141	1.299	
24	SDP	11-10	3.83	0	170	19	44/179	1.136	

An all around poor year ended in late August when he was put on the IL because of bone spurs in his elbow. He has been rehabbing under his doctor’s advice to avoid surgery, but there is a real chance he’s not going to be able to pitch come Spring Training. Note that there is also the real chance he’ll be just fine. Given his age and injury history it’s probably best to be conservative here, the projected 170 innings is probably at the high end of the range, even if he looks good during camp.

Tucker Davidson

Throws: L	Age: 28								
YR/C 19:	20:	21:	22:	23:					
YR/E 19:	20:	21:	22:-\$7	23:-\$13					
YR	TM	W-L	ERA	SV	IP	HR	BB/K	WHIP	
22	---	2-7	6.75	0	52.0	7	35/33	1.712	
23	---	1-2	6	2	51.3	6	19/46	1.618	
24	BAL	1-2	5.65	1	30	4	15/24	1.637	

Zach Davies

Throws: R	Age: 31								
YR/C 19:\$2	20:\$3	21:\$7	22:\$1	23:					
YR/E 19:\$9	20:\$28	21:\$0	22:-\$4	23:-\$25					
YR	TM	W-L	ERA	SV	IP	HR	BB/K	WHIP	
21	CHC	6-12	5.78	0	148.0	25	75/114	1.601	
22	ARI	2-5	4.09	0	134.3	21	52/102	1.298	
23	ARI	2-5	7.87	0	82.3	10	39/72	1.665	
24	FA	3-6	4.87	0	110	17	49/88	1.509	

Austin Davis

Throws: L	Age: 31								
YR/C 19:	20:	21:	22:	23:					
YR/E 19:-\$9	20:	21:-\$7	22:-\$5	23:					
YR	TM	W-L	ERA	SV	IP	HR	BB/K	WHIP	
21	---	1-2	5.13	0	26.3	4	12/28	1.379	
22	---	2-1	5.79	0	56.0	5	33/64	1.607	

Noah Davis

Throws: R	Age: 27								
YR/C 19:	20:	21:	22:	23:					
YR/E 19:	20:	21:	22:	23:-\$18					
YR	TM	W-L	ERA	SV	IP	HR	BB/K	WHIP	
23	AAA	1-4	4.43	0	63.0	8	35/51	1.429	
23	COL	0-4	8.70	0	30.0	6	15/26	1.933	
24	COL	1-3	5.98	0	50	6	24/41	1.794	

BABIP: 0.275 K/9: 7.29 BB/9: 5.00 HR/9: 1.14

Brett De Geus

Throws: R	Age: 27								
YR/C 19:	20:	21:	22:	23:					
YR/E 19:	20:	21:-\$7	22:	23:					
YR	TM	W-L	ERA	SV	IP	HR	BB/K	WHIP	
21	---	3-2	7.56	0	50.0	6	25/41	1.740	
23	AA	2-3	4.86	1	46.3	5	17/36	1.555	

BABIP: 0.350 K/9: 6.99 BB/9: 3.30 HR/9: 0.97

Angel De Jesus

Throws: R	Age: 27								
YR/C 19:	20:	21:	22:	23:					
YR/E 19:	20:	21:	22:	23:					
YR	TM	W-L	ERA	SV	IP	HR	BB/K	WHIP	
23	AA	1-4	4.21	2	36.3	7	20/45	1.405	

BABIP: 0.276 K/9: 11.15 BB/9: 4.95 HR/9: 1.73

Chase De Jong

Throws: R	Age: 31								
YR/C 19:	20:	21:	22:	23:					
YR/E 19:	20:	21:-\$6	22:\$5	23:					
YR	TM	W-L	ERA	SV	IP	HR	BB/K	WHIP	
21	PIT	1-4	5.77	0	43.7	11	19/39	1.574	
22	PIT	6-3	2.64	1	71.7	10	30/59	1.152	
23	AAA	2-2	3.73	0	31.3	1	23/30	1.693	

BABIP: 0.330 K/9: 8.62 BB/9: 6.61 HR/9: 0.29

Enyel De Los Santos

Throws: R	Age: 29								
YR/C 19:	20:\$1	21:	22:	23:	2024				
YR/E 19:	20:	21:-\$5	22:\$2	23:\$4	Bid Price				
YR	TM	W-L	ERA	SV	IP	HR	BB/K	WHIP	
21	---	2-1	6.37	0	35.3	8	18/48	1.738	
22	CLE	5-0	3.04	1	53.3	3	17/61	1.073	
23	CLE	5-2	3.29	0	65.7	4	25/62	1.142	
24	SDP	5-1	3.62	4	60	5	23/64	1.217	

The Padres traded for him last November and he slots into the 8th inning setup role at this point, though the Padres added two Asian relievers, which might push him back to the 7th inning. He did a decent job for the Guardians last year but doesn’t look like closer material, in part because of the decline in his K rate. Depending on what role he ends up in he could have draft day value.

Yerry De Los Santos

Throws: R	Age: 27								
YR/C 19:	20:	21:	22:	23:					
YR/E 19:	20:	21:	22:-\$7	23:					
YR	TM	W-L	ERA	SV	IP	HR	BB/K	WHIP	
22	PIT	0-3	4.91	3	25.7	3	11/26	1.310	
24	NY Y	1-2	3.68	1	30	4	14/26	1.270	

Jacob deGrom

Throws: R	Age: 36								
YR/C 19:\$38	20:\$39	21:\$41	22:\$24	23:\$25	2024				
YR/E 19:\$43	20:\$33	21:\$37	22:\$11	23:\$4	Bid Price				
YR	TM	W-L	ERA	SV	IP	HR	BB/K	WHIP	
21	NYM	7-2	1.08	0	92.0	6	11/146	0.554	
22	NYM	5-4	3.08	0	64.3	9	8/102	0.749	
23	TEX	2-0	2.67	0	30.3	2	4/45	0.759	
24	TEX	6-2	2.32	0	94	6	23/118	0.883	

In the six starts he made last year he was brilliant, but then he broke down again. If you combine the 11 starts he made to finish 2022 with the six he made to start 2023 you could say he went 17 starts without getting hurt. Before that, combine the 12 starts in the Covid short season with the 11 he made to start 2021 and you have almost another complete season in his career. He says he’s healthy now and is working toward 2024. How much risk are you going to take on. I thought last year’s \$25 bid represented a 50/50 proposition that he’d make 16 starts or so. That didn’t pan out, so how do we adjust the risk this year? I would bet that he’ll make 10 starts and hope I get more. The fact is that there is no more domineering pitcher in the game, still, when he can take the bump.

Anthony DeSclafani

Throws: R	Age: 34								
YR/C 19:\$3	20:\$7	21:\$4	22:\$12	23:\$1	2024				
YR/E 19:\$11	20:-\$8	21:\$22	22:	23:-\$4	Bid Price				
YR	TM	W-L	ERA	SV	IP	HR	BB/K	WHIP	
21	SFG	13-7	3.17	0	167.7	19	42/152	1.094	
23	SFG	4-8	4.88	0	99.7	15	20/79	1.254	
24	SFG	7-10	4.61	0	140	14	31/117	1.252	

A flexor strain in July ended his season but the hope is that he’ll be ready by the time camps open. After a disastrous 2022 season due to a bum ankle expectations were low, and alas he met them. His 2021 career year was a little tinged with luck, but is a model for what a healthy DeSclafani can do. He’ll be cheap again and if healthy he’s a worthy endgame target.

Reid Detmers

Throws: L	Age: 25								
YR/C 19:	20:	21:	22:\$3	23:\$10	2024				
YR/E 19:	20:	21:	22:\$1	23:-\$4	Bid Price				
YR	TM	W-L	ERA	SV	IP	HR	BB/K	WHIP	
22	LAA	7-6	3.77	0	129.0	13	46/122	1.209	
23	LAA	4-10	4.48	0	148.7	19	60/168	1.352	
24	LAA	6-10	4.30	0	150	19	59/160	1.319	

Threw more breaking pitchers last year and fewer fastballs and changeups, got better results on the breaking stuff, threw more strikeouts, and still had a down season. Because he already has a perfect game it’s easy to forget he’s just 25 this year. With last year’s velocity increase and a developing mix of pitches there is the potential for more. He has season-long breakout potential.

Chris Devenski

Throws: R	Age: 34								
YR/C 19:\$1	20:\$1	21:\$1	22:	23:					
YR/E 19:-\$4	20:-\$7	21:	22:	23:\$0					
YR	TM	W-L	ERA	SV	IP	HR	BB/K	WHIP	
23	---	6-4	4.46	0	42.3	6	11/42	1.111	
24	TBR	3-3	4.68	0	40	9	10/38	1.229	

Alexis Diaz

Throws: R	Age: 28								
YR/C 19:	20:	21:	22:	23:\$14	2024				
YR/E 19:	20:	21:	22:\$14	23:\$17	Bid Price				
YR	TM	W-L	ERA	SV	IP	HR	BB/K	WHIP	
22	CIN	7-3	1.84	10	63.7	5	33/83	0.965	
23	CIN	9-6	3.07	37	67.3	4	36/86	1.189	
24	CIN	7-4	3.35	30	60	7	31/77	1.138	

Relied more on his slider to get outs last summer, but was still a high-strikeout high-walk closer with control of the job when all is said and done. As long as he remains so hard to hit no one is going to worry about the walks, but that inflection point is going to see him either get even better or eventually fall apart. Solid because he throws strikeouts, but still a risky proposition.

Edwin Diaz

Throws: R	Age: 30								
YR/C 19:\$24	20:\$17	21:\$18	22:\$21	23:\$13	2024				
YR/E 19:\$1	20:\$10	21:\$15	22:\$25	23:	Bid Price				
YR	TM	W-L	ERA	SV	IP	HR	BB/K	WHIP	
21	NYM	5-6	3.45	32	62.7	3	23/89	1.061	
22	NYM	3-1	1.31	32	62.0	3	18/118	0.839	
23	NYM	-						/	
24	NYM	4-3	2.54	34	65	4	23/106	1.023	

Reportedly fully recovered after last spring’s surgery to repair his patella, injured celebrating during the World Baseball Classic, which cost him all of last season. He should pick up

where he left off, as one of the game’s best closers. His lower bid price for 2023 is a mix of those who paid full price before they knew of his injury and those who bid nothing after his injury.

Miguel Diaz

Throws:	R	Age:	30						
YR/C 19:	20:	21:	22:	23:					
YR/E 19:	20:	21:-\$2	22:	23:					
YR	TM	W-L	ERA	SV	IP	HR	BB/K	WHIP	
21	SDP	3-1	3.64	1	42.0	8	19/46	1.190	
23	AAA	2-4	5.05	14	57.0	3	26/73	1.404	
24	DET	2-1	3.64	0	40	3	17/42	1.204	
BABIP: 0.340 K/9: 11.53 BB/9: 4.11 HR/9: 0.47									

Yennsy Diaz

Throws:	R	Age:	28						
YR/C 19:	20:	21:	22:	23:					
YR/E 19:	20:	21:-\$7	22:	23:					
YR	TM	W-L	ERA	SV	IP	HR	BB/K	WHIP	
21	NYM	0-2	5.40	0	25.0	5	12/21	1.480	

Phillip Diehl

Throws:	L	Age:	30						
YR/C 19:	20:	21:	22:	23:					
YR/E 19:	20:-\$12	21:	22:	23:					
YR	TM	W-L	ERA	SV	IP	HR	BB/K	WHIP	
23	AAA	3-1	6.89	0	32.7	6	20/35	1.498	
BABIP: 0.267 K/9: 9.64 BB/9: 5.51 HR/9: 1.65									

Jake Diekman

Throws:	L	Age:	37						
YR/C 19:	20:	21:\$5	22:\$2	23:					
YR/E 19:-\$5	20:\$11	21:\$0	22:\$0	23:-\$1					
YR	TM	W-L	ERA	SV	IP	HR	BB/K	WHIP	
21	OAK	3-3	3.86	7	60.7	10	34/83	1.346	
22	---	5-4	4.99	1	57.7	9	42/79	1.643	
23	---	0-2	3	0	56.7	3	38/64	1.323	
24	FA	2-3	4.24	2	60	6	39/74	1.417	

Marcos Diplan

Throws:	R	Age:	28						
YR/C 19:	20:	21:	22:	23:					
YR/E 19:	20:	21:-\$6	22:	23:					
YR	TM	W-L	ERA	SV	IP	HR	BB/K	WHIP	
21	BAL	2-0	4.50	0	30.0	6	15/24	1.233	

Randy Dobnak

Throws:	R	Age:	29						
YR/C 19:	20:\$2	21:\$3	22:	23:					
YR/E 19:\$2	20:\$2	21:-\$12	22:	23:					
YR	TM	W-L	ERA	SV	IP	HR	BB/K	WHIP	
21	MIN	1-7	7.64	1	50.7	11	12/27	1.554	
23	AAA	5-9	5.13	1	126.3	12	61/115	1.655	
24		-			/				
BABIP: 0.362 K/9: 8.19 BB/9: 4.35 HR/9: 0.85									

Dylan Dodd

Throws:	L	Age:	26						
YR/C 19:	20:	21:	22:	23:					
YR/E 19:	20:	21:	22:	23:-\$17					
YR	TM	W-L	ERA	SV	IP	HR	BB/K	WHIP	
23	AAA	4-6	5.65	0	78.0	14	30/71	1.487	
23	ATL	2-2	7.60	0	34.3	9	12/15	1.895	
24	ATL	2-2	5.95	0	30	8	10/16	1.790	

In 2022, Dodd advanced from High-A to Double-A showing great control and a strikeout punch. Last year, in Triple-A he struck out fewer and walked more, while allowing more home runs, despite a 44-percent ground ball rate. He also made seven big league spot starts spread across the schedule and notably didn’t miss bats. Of all pitchers with 30 or more innings

he had the lowest strikeout rate, though he ranked 60th in lowest swinging strike rate, maybe a sign that next time he’ll do better. He’s likely to start the year in Triple-A and get more seasoning.

Rafael Dolis

Throws:	R	Age:	36						
YR/C 19:	20:	21:\$2	22:	23:					
YR/E 19:	20:\$10	21:-\$2	22:	23:					
YR	TM	W-L	ERA	SV	IP	HR	BB/K	WHIP	
21	TOR	2-3	5.63	3	32.0	2	27/39	1.750	

Seranthony Dominguez

Throws:	R	Age:	30						
YR/C 19:\$6	20:	21:	22:	23:\$7	2024				
YR/E 19:-\$4	20:	21:	22:\$4	23:-\$2	Bid Price				
YR	TM	W-L	ERA	SV	IP	HR	BB/K	WHIP	
22	PHI	6-5	3.00	9	51.0	4	22/61	1.137	
23	PHI	5-5	3.78	2	50.0	7	22/48	1.400	
24	PHI	6-5	4.01	4	55	8	24/58	1.299	

His rookie year (2018) he saved 16 games, but though he’s usually in the closer mix discussion in the years since, injuries and his struggles with control have limited him to 11 saves since. Expect more of the same this year.

Sean Doolittle

Throws:	L	Age:	38						
YR/C 19:\$16	20:\$13	21:\$3	22:	23:					
YR/E 19:\$8	20:	21:-\$3	22:	23:					
YR	TM	W-L	ERA	SV	IP	HR	BB/K	WHIP	
21	---	3-1	4.53	1	49.7	7	23/53	1.484	

Camilo Doval

Throws:	R	Age:	27						
YR/C 19:	20:	21:	22:\$9	23:\$18	2024				
YR/E 19:	20:	21:\$0	22:\$11	23:\$19	Bid Price				
YR	TM	W-L	ERA	SV	IP	HR	BB/K	WHIP	
21	SFG	5-1	3.00	3	27.0	4	9/37	1.037	
22	SFG	6-6	2.53	27	67.7	4	30/80	1.250	
23	SFG	6-6	2.93	39	67.7	3	26/87	1.137	
24	SFG	6-5	3.18	27	65	5	26/81	1.179	

He pitched better last year in every way except as measured by ERA, thanks to a little bad BABIP and LOB% luck. He did get better results with his sinker and lesser results with his slider, the opposite of 2022, but whatever. Expect more of the same, one way or the other, going forward.

Daniel Duarte

Throws:	R	Age:	28						
YR/C 19:	20:	21:	22:	23:					
YR/E 19:	20:	21:	22:	23:-\$4					
YR	TM	W-L	ERA	SV	IP	HR	BB/K	WHIP	
23	AAA	4-0	3.34	7	35.0	0	17/39	1.171	
23	CIN	3-0	3.69	1	31.7	5	20/23	1.388	
24	CIN	3-0	4.61	1	30	5	18/23	1.457	
BABIP: 0.273 K/9: 10.03 BB/9: 4.37 HR/9: 0.00									

Tyler Duffey

Throws:	R	Age:	34						
YR/C 19:	20:\$2	21:\$2	22:\$1	23:					
YR/E 19:\$9	20:\$10	21:\$1	22:-\$6	23:					
YR	TM	W-L	ERA	SV	IP	HR	BB/K	WHIP	
21	MIN	3-3	3.18	3	62.3	4	28/61	1.224	
22	MIN	2-4	4.91	2	44.0	8	15/39	1.364	
23	AAA	4-1	3.47	2	49.3	7	24/58	1.075	
24	FA	1-2	3.87	1	30	7	12/28	1.306	
BABIP: 0.208 K/9: 10.58 BB/9: 4.38 HR/9: 1.28									

Danny Duffy

Throws:	L	Age:	36						
YR/C 19:\$3	20:\$3	21:\$2	22:	23:					
YR/E 19:\$1	20:-\$6	21:\$3	22:	23:					
YR	TM	W-L	ERA	SV	IP	HR	BB/K	WHIP	
21	KCR	4-3	2.51	0	61.0	6	22/65	1.213	
23	AA	2-2	3.28	0	35.7	0	29/42	1.625	
BABIP: 0.312 K/9: 10.60 BB/9: 7.32 HR/9: 0.00									

Robert Dugger

Throws:	R	Age:	29						
YR/C 19:	20:	21:	22:	23:					
YR/E 19:-\$8	20:-\$10	21:-\$7	22:	23:					
YR	TM	W-L	ERA	SV	IP	HR	BB/K	WHIP	
21	SEA	0-2	7.36	0	61.0	6	12/19	1.825	
23	AAA	7-10	4.31	0	146.3	18	60/143	1.429	
BABIP: 0.321 K/9: 8.79 BB/9: 3.69 HR/9: 1.11									

Justin Dunn

Throws:	R	Age:	29						
YR/C 19:	20:\$1	21:\$1	22:	23:					
YR/E 19:	20:-\$2	21:-\$4	22:-\$7	23:					
YR	TM	W-L	ERA	SV	IP	HR	BB/K	WHIP	
21	SEA	1-3	3.75	0	50.3	6	29/49	1.317	
22	CIN	1-3	6.10	0	31.0	11	17/21	1.581	
24	FA	2-3	5.13	0	40	8	22/32	1.477	

Dane Dunning

Throws:	R	Age:	30						
YR/C 19:	20:	21:\$7	22:\$3	23:	2024				
YR/E 19:	20:\$2	21:\$0	22:\$1	23:\$10	Bid Price				
YR	TM	W-L	ERA	SV	IP	HR	BB/K	WHIP	
21	TEX	5-10	4.51	0	117.7	13	43/114	1.442	
22	TEX	4-8	4.46	0	153.3	20	62/137	1.437	
23	TEX	12-7	3.70	0	172.7	20	55/140	1.262	
24	TEX	8-8	3.87	0	150	19	53/129	1.346	

There weren’t many teams that took a chance on Dunning last year. He low strikeout style and very mediocre results the year before no doubt convinced them that he wasn’t worth it, but three strong months to start 2023 turned the conversation around and got the waiver wire humming. How long can he keep this up? It turns out three months was the limit, even though he boosted his second half strikeout rate to better than one per inning. He appears to be solid enough not to kill fantasy hopes, but not dominant enough to be worth playing in mixed leagues even when he’s going good.

Jhoan Duran

Throws:	R	Age:	26						
YR/C 19:	20:	21:	22:\$1	23:\$15	2024				
YR/E 19:	20:	21:	22:\$13	23:\$15	Bid Price				
YR	TM	W-L	ERA	SV	IP	HR	BB/K	WHIP	
22	MIN	2-4	1.86	8	67.7	6	16/89	0.982	
23	MIN	3-6	2.45	27	62.3	6	25/84	1.140	
24	MIN	4-4	2.94	33	65	6	23/90	1.116	

Threw the hardest fastball in the majors last season (101.8 mph) but takes a little off his split finger pitch (98.4 mph), looking like an archetypal closer. The Twins ended up in the bottom half of team saves last year and Duran earned 71 percent of those, which accounts for his fairly low count. He did blow five of them. Look for more of the same and expect he’ll have a more established role this time around. Maybe that will make a difference.

Player Name

Jake Eder

Throws:	L	Age:	25						
YR/C 19:	20:	21:	22:	23:					
YR/E 19:	20:	21:	22:	23:					
YR	TM	W-L	ERA	SV	IP	HR	BB/K	WHIP	
23	A	2-6	6.35	0	56.7	7	36/70	1.675	

Didn't regain his velocity last year after TJ, but has good off-speed stuff and still tracks as a starting prospect. WHITE SOX

Carl Edwards

Throws:	R	Age:	33						
YR/C 19:\$2	20:\$1	21:	22:	23:\$1					
YR/E 19:	20:-\$3	21:	22:\$1	23:-\$5					
YR	TM	W-L	ERA	SV	IP	HR	BB/K	WHIP	
22	WSN	6-3	2.76	2	62.0	8	25/56	1.226	
23	WSN	1-3	3.69	2	31.7	1	17/24	1.514	
24	FA	3-3	3.64	2	45	3	21/39	1.405	

Scott Effross

Throws:	R	Age:	31						
YR/C 19:	20:	21:	22:	23:					
YR/E 19:	20:	21:	22:\$4	23:					
YR	TM	W-L	ERA	SV	IP	HR	BB/K	WHIP	
22	- - -	1-4	2.54	4	56.7	3	15/62	1.068	
24	NYU	2-3	3.38	1	40	3	10/43	1.125	

Zach Eflin

Throws:	R	Age:	30						
YR/C 19:\$4	20:\$4	21:\$9	22:\$3	23:\$6	2024				
YR/E 19:\$2	20:\$3	21:-\$2	22:-\$2	23:\$28	Bid Price				
YR	TM	W-L	ERA	SV	IP	HR	BB/K	WHIP	
21	PHI	4-7	4.17	0	105.7	15	16/99	1.255	
22	PHI	3-5	4.04	1	75.7	8	15/65	1.130	
23	TBR	16-8	3.50	0	177.7	19	24/186	1.024	
24	TBR	13-9	3.61	0	180	18	28/178	1.087	

Moved to a better park for pitchers and stayed healthy and made it look easy. His xERA of 3.11 was well below his career best 3.50, meaning he was probably even a little unlucky. The third pillar of his success was a second-lowest-in-baseball BB% rate. Can he stay healthy? Can he continue to throw ground balls? Can he keep people from walking? There is no evident reason to think he can't.

Bryce Elder

Throws:	R	Age:	25						
YR/C 19:	20:	21:	22:\$1	23:	2024				
YR/E 19:	20:	21:	22:-\$3	23:\$8	Bid Price				
YR	TM	W-L	ERA	SV	IP	HR	BB/K	WHIP	
22	ATL	2-4	3.17	0	54.0	4	23/47	1.241	
23	ATL	12-4	3.81	0	174.7	19	63/128	1.276	
24	ATL	10-7	3.91	0	150	14	57/116	1.323	

When pitchers with weak heat, like Elder, are going good, as he was the first half last year, we like to say that he's succeeding because he "knows how to pitch." Unfortunately, sometime around July 1st he forgot how to pitch and his season went off the rails. Still, he was so good those first three months, that he ended up with a positive value for the year. And he wasn't an unmitigated disaster in the second half, he did have six quality starts in his 15 starts while on his way to throwing his most innings ever. Did he stumble because hitters learned to lay off his devastating slider, drawing more walks while pulling the ball less? Or was he lucky with men left on base in the first half and the chickens later came home to roost? Most likely, yes and yes, meaning he's going to need to figure out other ways to get hitters out, and until he does his expected ERA will be closer to 4.50 than the career 3.66 he's put up so far.

Chris Ellis

Throws:	R	Age:	32						
YR/C 19:	20:	21:	22:	23:					
YR/E 19:	20:	21:-\$2	22:	23:					
YR	TM	W-L	ERA	SV	IP	HR	BB/K	WHIP	
21	- - -	1-0	2.15	0	29.3	3	14/23	1.203	

Mason Englert

Throws:	R	Age:	25						
YR/C 19:	20:	21:	22:	23:					
YR/E 19:	20:	21:	22:	23:-\$10					
YR	TM	W-L	ERA	SV	IP	HR	BB/K	WHIP	
23	DET	4-3	5.46	0	56.0	12	17/41	1.500	
24	DET	2-2	4.82	0	30	5	9/23	1.497	

Nathan Eovaldi

Throws:	R	Age:	34						
YR/C 19:\$11	20:\$4	21:\$10	22:\$16	23:\$8	2024				
YR/E 19:\$13	20:\$6	21:	22:-\$2	23:\$15	Bid Price				
YR	TM	W-L	ERA	SV	IP	HR	BB/K	WHIP	
21	BOS	11-9	3.75	0	182.3	15	35/195	1.192	
22	BOS	6-3	3.87	0	109.3	21	20/103	1.237	
23	TEX	12-5	3.63	0	144.0	15	47/132	1.139	
24	TEX	10-6	3.82	0	150	19	38/144	1.181	

He was brilliant for the most part the first two months last season, then struggled from June on while, typically for him, missing six weeks with forearm tightness from July to September. Fortunately for the Rangers he was once again brilliant in the postseason, going 5-0 with a 2.95 ERA. His durability issues are very real. He's topped 150 innings pitched once since 2016, but when he's healthy he can be very effective. The problem is that he may also be pitching with some kind of issue that undermines him. He can help any fantasy team, in spots but not always, so the cheaper he is the better.

Lucas Erceg

Throws:	L	Age:	29						
YR/C 19:	20:	21:	22:	23:	2024				
YR/E 19:	20:	21:	22:	23:-\$9	Bid Price				
YR	TM	W-L	ERA	SV	IP	HR	BB/K	WHIP	
23	OAK	4-4	4.75	0	55.0	1	36/68	1.582	
24	OAK	4-5	4.07	10	70	6	44/82	1.529	

The hard throwing righty should be in the mix for saves, though his struggles last year make him less than a sure thing.

Jose Espada

Throws:	R	Age:	27						
YR/C 19:	20:	21:	22:	23:					
YR/E 19:	20:	21:	22:	23:					
YR	TM	W-L	ERA	SV	IP	HR	BB/K	WHIP	
23	AA	3-2	2.81	0	83.3	7	44/110	1.297	
BABIP: 0.305 K/9: 11.88 BB/9: 4.75 HR/9: 0.76									

Daniel Espino

Throws:	R	Age:	23						
YR/C 19:	20:	21:	22:	23:					
YR/E 19:	20:	21:	22:	23:					
YR	TM	W-L	ERA	SV	IP	HR	BB/K	WHIP	
Top prospect missed all of 2023 to a bad shoulder and eventual surgery. He won't be a factor this year but should be on the radar for 2025. GUARDIANS									

Paolo Espino

Throws:	R	Age:	37						
YR/C 19:	20:	21:	22:	23:					
YR/E 19:	20:	21:\$0	22:-\$8	23:					
YR	TM	W-L	ERA	SV	IP	HR	BB/K	WHIP	
21	WSN	5-5	4.27	1	109.7	19	25/92	1.218	
22	WSN	0-9	4.84	0	113.3	24	24/92	1.370	
23	AAA	4-3	4.33	0	60.3	10	22/52	1.327	
BABIP: 0.281 K/9: 7.76 BB/9: 3.28 HR/9: 1.49									

Anderson Espinoza

Throws:	R	Age:	26						
YR/C 19:	20:	21:	22:	23:					
YR/E 19:	20:	21:	22:	23:					
YR	TM	W-L	ERA	SV	IP	HR	BB/K	WHIP	
23	AAA	8-9	6.15	0	131.7	17	73/117	1.678	
BABIP: 0.336 K/9: 8.00 BB/9: 4.99 HR/9: 1.16									

Joey Estes

Throws:	L	Age:	23						
YR/C 19:	20:	21:	22:	23:					
YR/E 19:	20:	21:	22:	23:					
YR	TM	W-L	ERA	SV	IP	HR	BB/K	WHIP	
23	AA	9-6	3.74	0	137.0	24	43/131	1.161	
BABIP: 0.252 K/9: 8.61 BB/9: 2.82 HR/9: 1.58									

Carlos Estevez

Throws:	R	Age:	32						
YR/C 19:	20:\$1	21:	22:\$3	23:\$7	2024				
YR/E 19:\$0	20:-\$7	21:\$2	22:-\$1	23:\$5	Bid Price				
YR	TM	W-L	ERA	SV	IP	HR	BB/K	WHIP	
21	COL	3-5	4.38	11	61.7	8	21/60	1.503	
22	COL	4-4	3.47	2	57.0	7	23/54	1.175	
23	LAA	5-5	3.90	31	62.3	7	31/78	1.493	
24	LAA	4-5	4.19	29	65	6	29/72	1.408	

He wasn't able to win or hold onto the closer job in Colorado the previous two years, but last year landed with the Angels and was the team's closer all season, despite putting up much worse numbers than he did at altitude. I have a hard time imagining him repeating.

Demarcus Evans

Throws:	R	Age:	28						
YR/C 19:	20:	21:	22:	23:					
YR/E 19:	20:	21:-\$6	22:	23:					
YR	TM	W-L	ERA	SV	IP	HR	BB/K	WHIP	
21	TEX	0-2	5.13	0	26.3	4	16/33	1.533	

Alex Faedo

Throws:	R	Age:	29						
YR/C 19:	20:	21:	22:	23:					
YR/E 19:	20:	21:	22:-\$4	23:\$1					
YR	TM	W-L	ERA	SV	IP	HR	BB/K	WHIP	
22	DET	1-5	5.53	0	53.7	7	25/44	1.654	
23	AA	0-2	3.69	0	31.7	5	7/38	1.041	
23	DET	2-5	4.45	0	64.7	12	20/58	1.051	
24	DET	1-4	4.35	0	50	5	18/45	1.246	
BABIP: 0.280 K/9: 10.80 BB/9: 1.99 HR/9: 1.42									

Peter Fairbanks

Throws:	R	Age:	31						
YR/C 19:	20:	21:\$7	22:\$2	23:\$13	2024				
YR/E 19:-\$8	20:\$5	21:\$0	22:	23:\$13	Bid Price				
YR	TM	W-L	ERA	SV	IP	HR	BB/K	WHIP	
21	TBR	3-6	3.59	5	42.7	2	21/56	1.445	
23	TBR	2-4	2.58	25	45.3	3	20/68	1.015	
24	TBR	4-4	2.67	28	60	3	24/86	1.051	

He struggled with forearm and hip injuries in the first half but was strong in the second half, striking out 44 percent of the batters he faced. Injuries have held him back since he first reached the majors in 2019, so it's hard to trust he'll be as effective a closer for the full year

this year as he was in the second half last year, but to the extent he can drag himself out to the mound expect lots of strikeouts and ground balls and a few more walks than you'd like. Plus saves.

Bailey Falter

Throws: L		Age: 27						
YR/C 19:		20:	21:	22:	23:\$3			
YR/E 19:		20:	21:-\$7	22:-\$2	23:-\$11			
YR	TM	W-L	ERA	SV	IP	HR	BB/K	WHIP
21	PHI	2-1	5.61	0	33.7	5	6/34	1.205
22	PHI	6-4	3.86	0	84.0	16	17/74	1.214
23	A	2-1	3.96	0	50.0	7	23/37	1.380
23	- - -	2-9	5.38	0	80.7	17	20/60	1.413
24	PIT	4-7	4.71	0	90	9	21/73	1.331
BABIP: 0.271 K/9: 6.66 BB/9: 4.14 HR/9: 1.26								

Jeurys Familia

Throws: R		Age: 35						
YR/C 19:\$2		20:\$1	21:\$1	22:-		23:\$1		
YR/E 19:-\$13		20:\$0	21:\$1	22:-\$3		23:		
YR	TM	W-L	ERA	SV	IP	HR	BB/K	WHIP
21	NYM	9-4	3.94	1	59.3	10	27/72	1.421
22	---	2-3	6.09	0	44.3	7	22/41	1.814
24	FA	2-2	4.84	1	30	3	17/30	1.673

Jake Faria

Throws: R			Age: 31					
YR/C 19:\$1			20:	21:	22:	23:		
YR/E 19:			20:	21:-\$6	22:	23:		
YR	TM	W-L	ERA	SV	IP	HR	BB/K	WHIP
21	ARI	0-0	5.51	0	32.7	5	13/32	1.615
23	AAA	3-2	6.38	0	60.7	10	36/53	1.582
BABIP: 0.282 K/9:7.86 BB/9: 5.34 HR/9: 1.48								

Buck Farmer

Throws: R		Age: 33							
YR/C 19:		20:		21:		22:		23:	
YR/E 19:\$2		20:-\$3		21:-\$6		22:-\$4		23:\$2	
YR	TM	W-L	ERA	SV	IP	HR	BB/K	WHIP	
21	DET	0-0	6.37	0	35.3	9	21/37	1.738	
22	CIN	2-2	3.83	2	47.0	2	25/54	1.298	
23	CIN	4-5	4.20	3	75.0	11	29/70	1.160	
24	FA	3-3	4.04	2	55	6	24/55	1.272	

Re-signed by the Reds, the veteran middle reliever earned a profit last year because of wins and saves, for the most part. He could very well pitch even better and end up with neither. Plus, he doesn't throw enough strikeouts to be a fill-in target when your fantasy staff is hurt. Yet, he could help the Reds.

Calvin Faucher

Throws: R		Age: 29						
YR/C 19:		20:	21:	22:	23:			
YR/E 19:		20:	21:	22:	23:-\$12			
YR	TM	W-L	ERA	SV	IP	HR	BB/K	WHIP
23	TBR	1-1	7.01	0	25.7	4	12/25	1.673
24	MIA	2-2	4.82	0	30	5	14/29	1.617

Erick Fedde

Throws: R		Age: 31				\$4		
YR/C 19:	20:	21:	22:	23:	2024			
YR/E 19:-\$6	20:-\$3	21:-\$5	22:-\$2	23:	Bid Price			
YR	TM	W-L	ERA	SV	IP	HR	BB/K	WHIP
21	WSN	7-9	5.47	0	133.3	23	48/128	1.443
22	WSN	6-13	5.81	0	127.0	21	58/94	1.630
23	KBO	20-6	2.00	0	180.3	9	35/209	0.954
24	CHW	5-9	4.74	0	110	12	44/89	1.527

The 2023 KBO MVP signed with the White Sox. The story is that after he was non-tendered by the Nationals after the 2022 season, he knew he needed to get his shoulder healthy and make over his mechanics. He sold his house, moved

to Scottsdale, Arizona, and signed on with a pitching lab that worked with a physical therapy company. He also signed with KBO's NC Dinos. Fedde had a terrific year in South Korea in 2023, and the story that he has remade himself at a pitching lab is enticing. But context matters. Fedde's KBO numbers are much better than Merrill Kelly's were in South Korea a few years back, and maybe a little better than Miles Mikolas's were in NPB in 2017. Kelly and Mikolas have proven themselves upon their return to the States as major league hurlers, but neither has dominated. Expect the same from Fedde.

Ryan Feltner

Throws: R		Age: 28						
YR/C 19:		20:	21:	22:	23:			
YR/E 19:		20:	21:	22:-\$10		23:-\$13		
YR	TM	W-L	ERA	SV	IP	HR	BB/K	WHIP
22	COL	4-9	5.83	0	97.3	16	35/84	1.411
23	COL	2-4	5.82	0	43.3	2	28/38	1.686
24	COL	4-8	4.98	0	90	9	43/78	1.544

Caleb Ferguson

Throws: L		Age: 28		\$2				
YR/C	19:\$1	20:	21:\$1	22:	23:	2024		
YR/E	19:-\$6	20:\$2	21:	22:-\$1	23:-\$1	Bid Price		
YR	TM	W-L	ERA	SV	IP	HR	BB/K	WHIP
22	LAD	1-0	1.82	0	34.7	1	17/37	1.170
23	LAD	7-4	3.43	3	60.3	4	23/70	1.443
24	LAD	5-3	3.39	2	60	7	24/68	1.347

He was hit harder last year than in the past, so that high BABIP isn't all bad luck. As a pure two-pitch hurler with two-thirds his pitches 96 mph fastballs, guessing is somewhat easier. He should be a decent source for holds.

Junior Fernandez

Throws: R		Age: 27						
YR/C 19:		20:	21:	22:	23:			
YR/E 19:		20:	21:	22:	23:			
YR	TM	W-L	ERA	SV	IP	HR	BB/K	WHIP
23	AAA	3-4	5.22	2	58.7	10	32/52	1.721
BABIP: 0.333 K/9: 7.98 BB/9: 4.91 HR/9: 1.53								

Jose Ferrer

Throws: L		Age: 24						
YR/C 19:	20:	21:	22:	23:				
YR/E 19:	20:	21:	22:	23:-\$7				
YR	TM	W-L	ERA	SV	IP	HR	BB/K	WHIP
23	AAA	4-3	3.83	0	40.0	4	20/33	1.550
23	WSN	3-0	5.03	0	34.0	4	13/25	1.471
24	WSN	2-1	4.18	0	30	3	12/23	1.457
BABIP: 0.319 K/9: 7.43 BB/9: 4.50 HR/9: 0.90								

David Festa

Throws: R		Age: 23						
YR/C 19:		20:	21:	22:	23:			
YR/E 19:		20:	21:	22:	23:			
YR	TM	W-L	ERA	SV	IP	HR	BB/K	WHIP
23	AA	4-4	4.19	0	92.3	9	42/119	1.387
BABIP: 0.344 K/9: 11.60 BB/9: 4.09 HR/9: 0.88								

Matt Festa

Throws: R		Age: 31						
YR/C 19:	20:	21:	22:	23:				
YR/E 19:-\$6	20:	21:	22:-\$3	23:				
YR	TM	W-L	ERA	SV	IP	HR	BB/K	WHIP
22	SEA	2-0	4.17	2	54.0	10	18/64	1.130
23	AAA	1-0	0.53	15	34.0	2	16/28	0.794
24	SEA	2-1	4.43	1	40	3	19/44	1.302
BABIP: 0.114 K/9: 7.41 BB/9: 4.24 HR/9: 0.53								

J.P. Feyereisen

Throws: R		Age: 31						
YR/C 19:	20:	21:	22:\$1	23:				
YR/E 19:	20:	21:\$2	22:	23:				
YR	TM	W-L	ERA	SV	IP	HR	BB/K	WHIP
21	---	4-4	2.73	3	56.0	5	33/53	1.232
24	LAD	3-2	3.25	1	40	7	18/38	1.107

Kyle Finnegan

Throws: R		Age: 33				\$9		
YR/C 19:	20:	21:	22:\$7	23:\$9	2024			
YR/E 19:	20:-\$1	21:\$6	22:\$4	23:\$9	Bid Price			
YR	TM	W-L	ERA	SV	IP	HR	BB/K	WHIP
21	WSN	5-9	3.55	11	66.0	9	34/68	1.485
22	WSN	6-4	3.51	11	66.7	9	22/70	1.148
23	WSN	7-5	3.76	28	69.3	11	24/63	1.299
24	WSN	6-5	4.04	19	65	9	24/63	1.294

He's blown 16 saves in 66 chances the last three years, struck out just a tad more than eight per nine innings last year, and has always been vulnerable to the long ball. That makes him a cheap date but nothing special as a closer, which makes him vulnerable to replacement at any time. Which should make him even cheaper, unless he's the announced closer this spring.

Jack Flaherty

Throws: R		Age: 29				\$4			
YR/C	19:\$21	20:\$29	21:\$27	22:\$12	23:\$9	2024			
YR/E	19:\$38	20:-\$2	21:\$8	22:-\$3	23:-\$18	Bid Price			
YR	TM	W-L	ERA	SV	IP	HR	BB/K	WHIP	
21	STL	9-2	3.22	0	78.3	12	26/85	1.063	
22	STL	2-1	4.25	0	36.0	4	22/33	1.611	
23	- - -	8-9	4.99	0	144.3	17	66/148	1.580	
24	FA	8-7	4.15	0	120	14	54/122	1.481	

He stayed healthy, so 2023 has to count as something of a win, but the results were not so good. The small number of innings after Baltimore traded for him look disastrous and landed him in the pen by season's end, but were mostly the product of seven homers allowed. Homers have always been his bugaboo when he's been healthy, but in Detroit he moves into the best homer-suppression park in the AL. That's a reason to take a small risk.

Josh Fleming

Throws: L		Age: 28						
YR/C 19:	20:	21:\$2	22:\$1	23:\$1				
YR/E 19:	20:\$10	21:-\$5	22:-\$4	23:-\$8				
YR	TM	W-L	ERA	SV	IP	HR	BB/K	WHIP
21	TBR	10-8	5.09	1	104.3	11	31/65	1.354
22	TBR	2-5	6.43	0	35.0	5	12/29	1.886
23	AAA	1-1	4.09	0	33.0	3	8/17	1.667
23	TBR	2-0	4.70	0	51.7	9	19/25	1.451
BABIP: 0.364 K/9: 4.64 BB/9: 2.18 HR/9: 0.82								

Chris Flexen

Throws: R		Age: 30						
YR/C 19:		20:	21:\$1	22:\$7	23:			
YR/E 19:		20:	21:\$9	22:\$3	23:\$-30			
YR	TM	W-L	ERA	SV	IP	HR	BB/K	WHIP
21	SEA	14-6	3.61	0	179.7	19	40/125	1.256
22	SEA	8-9	3.73	2	137.7	17	51/95	1.334
23	- - -	2-8	6.86	0	102.3	25	38/74	1.672
24	FA	4-6	4.67	1	90	10	30/64	1.447

One of the worst pitchers in the major leagues last year, he has now signed with the White Sox, a team that is acting like it is going for the first draft pick. Flexen is an extreme pitch-to-contact pitcher who has cobbled together a few seasons as a swingman, striking out fewer than seven per 9 innings. He was less effective in

Player Name

Seattle than Colorado last year, but horrible in both. With better luck and control he did have some value in 2021, but that isn't a reason to sign up today.

<div>Wilmer Flores</div> <div>Throws: R Age: 22</div> <div>\$4</div>									
YR/C 19:	20:	21:	22:	23:	2024				
YR/E 19:	20:	21:	22:	23:	Bid Price				
YR	TM	W-L	ERA	SV	IP	HR	BB/K	WHIP	
23	A+	5-4	4.65	0	89.0	5	33/90	1.315	
24	DET	3-4	3.60	0	40	3	14/38	1.275	

He has advanced up through the Tigers system since signing as a free agent in 2020 out of Venezuela by way of a junior college in Arizona. He repeated Double-A last year after success there in 2022, and that makes me wonder what the Tigers know. He will apparently advance this year to Triple-A and maybe beyond, though he got hit a bit in the Arizona Fall League. Small sample and he did strike out 22 in 18 innings while walking four. There is some chance he'll be successful in the majors this year, but lots of reasons not to bet big. TIGERS

<div>Dylan Floro</div> <div>Throws: R Age: 34</div> <div>\$1</div>									
YR/C 19:	20:	21:\$1	22:\$7	23:\$7					
YR/E 19:-\$2	20:\$5	21:\$8	22:\$2	23:-\$6					
YR	TM	W-L	ERA	SV	IP	HR	BB/K	WHIP	
21	MIA	6-6	2.81	15	64.0	2	25/62	1.219	
22	MIA	1-3	3.02	10	53.7	4	15/48	1.184	
23	- - -	5-6	4.76	7	56.7	3	17/58	1.534	
24	WSN	4-5	3.88	9	60	3	19/58	1.369	

He never settled in as Miami's closer in recent years, and he signed with the Nationals in December. He'll work in middle relief, probably, as he doesn't profile like a closer, but with a history of some saves experience.

<div>Jason Foley</div> <div>Throws: R Age: 29</div> <div>\$1</div>									
YR/C 19:	20:	21:	22:	23:\$1	2024				
YR/E 19:	20:	21:	22:-\$4	23:\$9	Bid Price				
YR	TM	W-L	ERA	SV	IP	HR	BB/K	WHIP	
22	DET	1-0	3.88	0	60.3	2	11/43	1.381	
23	DET	3-3	2.61	7	69.0	2	15/55	1.159	
24	DET	2-2	3.00	5	60	1	14/47	1.250	

He throws his hard (98 mph) sinker 70 percent of the time and it has a launch angle of one degree. Worms were killed. He struck out more last year than ever before, but he still allows too many ball in play. Last year things went his way, but 2022 is an example of what happens when they don't. He will have value in holds leagues if he has the setup job and pitches well, but the rewards are too narrow otherwise in all but the deepest leagues.

<div>Matt Foster</div> <div>Throws: R Age: 29</div>									
YR/C 19:	20:	21:\$1	22:	23:					
YR/E 19:	20:\$16	21:\$8	22:-\$6	23:					
YR	TM	W-L	ERA	SV	IP	HR	BB/K	WHIP	
21	CHW	2-1	6.00	1	39.0	9	13/40	1.436	
22	CHW	1-2	4.40	1	45.0	6	17/42	1.333	
/									

<div>J.P. France</div> <div>Throws: R Age: 29</div> <div>\$2</div>									
YR/C 19:	20:	21:	22:	23:	2024				
YR/E 19:	20:	21:	22:	23:\$2	Bid Price				
YR	TM	W-L	ERA	SV	IP	HR	BB/K	WHIP	
23	HOU	11-6	3.83	0	136.3	19	47/101	1.357	
24	HOU	9-7	3.94	0	130	17	48/112	1.347	

70 PITCHERS

Made 23 starts for the Astros last year and his ERA makes him look good, but he allowed a bunch of hits and home runs while walking too many, which should have had worse outcomes in the Wins and ERA columns. The veteran minor leaguer's variety of pitches has helped him dominate at lower levels, but against major leaguers his strikeout rate dropped precipitously. I'd be wary of giving him too long a leash, but winning 11 games can happen when you pitch for a powerhouse.

<div>Bowden Francis</div> <div>Throws: R Age: 28</div>									
YR/C 19:	20:	21:	22:	23:					
YR/E 19:	20:	21:	22:	23:\$7					
YR	TM	W-L	ERA	SV	IP	HR	BB/K	WHIP	
23	A	0-2	2.40	0	30.0	6	7/45	1.167	
23	TOR	1-0	1.73	1	36.3	5	8/35	0.826	
24	TOR	1-0	3.60	1	30	4	7/30	0.953	

Led baseball with the most innings pitched without a batter he left on base scoring, which jizzes up the ERA considerably. Eleven homers allowed in 66.3 innings in the majors and Triple-A indicates a potential problem going forward, but solid control of all three of his pitches should limit at least some of the damage.

<div>Kyle Freeland</div> <div>Throws: L Age: 31</div>									
YR/C 19:\$7	20:	21:	22:\$1	23:					
YR/E 19:-\$21	20:\$0	21:\$1	22:\$1	23:-\$16					
YR	TM	W-L	ERA	SV	IP	HR	BB/K	WHIP	
21	COL	7-8	4.33	0	120.7	20	38/105	1.423	
22	COL	9-11	4.53	0	174.7	19	53/131	1.412	
23	COL	6-14	5.03	0	155.7	29	42/94	1.471	
24	COL	7-12	4.57	0	160	18	46/111	1.452	

<div>Luis Frias</div> <div>Throws: R Age: 26</div>									
YR/C 19:	20:	21:	22:	23:					
YR/E 19:	20:	21:	22:	23:-\$6					
YR	TM	W-L	ERA	SV	IP	HR	BB/K	WHIP	
23	AAA	3-0	3.13	4	31.7	3	9/36	0.946	
23	ARI	1-0	4	0	31.0	3	17/26	1.516	
24	ARI	1-0	4.79	0	30	3	19/26	1.644	

BABIP: 0.243 K/9: 10.23 BB/9: 2.56 HR/9: 0.85

<div>Max Fried</div> <div>Throws: L Age: 30</div> <div>\$25</div>									
YR/C 19:\$1	20:\$15	21:\$20	22:\$23	23:\$23	2024				
YR/E 19:\$6	20:\$25	21:\$23	22:\$33	23:\$10	Bid Price				
YR	TM	W-L	ERA	SV	IP	HR	BB/K	WHIP	
21	ATL	14-7	3.04	0	165.7	15	41/158	1.090	
22	ATL	14-7	2.48	0	185.3	12	32/170	1.016	
23	ATL	8-1	2.55	0	77.7	7	18/80	1.133	
24	ATL	15-6	3.23	0	180	15	39/173	1.096	

He's not a big strikeout guy but he's a consistently fine starter who dominates with good control while throwing lots of ground balls. He missed three months with a forearm strain last year, but despite blister problems finished the season strong. He struggled in one postseason start.

<div>Paul Fry</div> <div>Throws: L Age: 32</div>									
YR/C 19:	20:	21:\$1	22:\$1	23:					
YR/E 19:-\$7	20:\$0	21:\$5	22:	23:					
YR	TM	W-L	ERA	SV	IP	HR	BB/K	WHIP	
21	BAL	4-5	6.08	2	47.3	3	35/60	1.529	
23	AAA	5-4	4.37	4	55.7	6	33/67	1.508	

BABIP: 0.310 K/9: 10.83 BB/9: 5.34 HR/9: 0.97

<div>Shintaro Fujinami</div> <div>Throws: L Age: 30</div>									
YR/C 19:	20:	21:	22:\$3	23:					
YR/E 19:	20:	21:	22:	23:-\$18					
YR	TM	W-L	ERA	SV	IP	HR	BB/K	WHIP	
23	- - -	7-8	7.18	2	79.0	9	45/83	1.494	
24	FA	4-5	5.14	1	50	6	28/53	1.482	

It wasn't as bad as it looked but that's only because it looked so bad. He put too many hitters on base and allowed too many homers to have a good outcome. He was better in the second half, far fewer walks, which could mean he figured out how to get it done. Not to be trusted this year.

<div>Michael Fulmer</div> <div>Throws: R Age: 31</div>									
YR/C 19:\$3	20:\$1	21:	22:\$5	23:\$3					
YR/E 19:	20:-\$6	21:\$6	22:\$1	23:-\$3					
YR	TM	W-L	ERA	SV	IP	HR	BB/K	WHIP	
21	DET	5-6	2.97	14	69.7	7	20/73	1.286	
22	- - -	5-6	3.39	3	63.7	4	28/61	1.377	
23	CHC	3-5	4.42	2	57.0	7	28/65	1.333	

UCL revision surgery in October and will miss all of 2024.

<div>Kody Funderburk</div> <div>Throws: L Age: 28</div>									
YR/C 19:	20:	21:	22:	23:					
YR/E 19:	20:	21:	22:	23:					
YR	TM	W-L	ERA	SV	IP	HR	BB/K	WHIP	
23	AA	5-1	2.36	6	61.0	1	27/89	1.131	

BABIP: 0.315 K/9: 13.13 BB/9: 3.98 HR/9: 0.15

<div>Kyle Funkhouser</div> <div>Throws: R Age: 30</div>									
YR/C 19:	20:	21:	22:	23:					
YR/E 19:	20:-\$5	21:\$2	22:	23:					
YR	TM	W-L	ERA	SV	IP	HR	BB/K	WHIP	
21	DET	7-4	3.42	1	68.3	6	38/63	1.410	

<div>Hunter Gaddis</div> <div>Throws: R Age: 26</div>									
YR/C 19:	20:	21:	22:	23:\$1					
YR/E 19:	20:	21:	22:	23:-\$5					
YR	TM	W-L	ERA	SV	IP	HR	BB/K	WHIP	
23	AAA	2-10	6.05	0	74.3	18	33/65	1.548	
23	CLE	2-1	4.50	0	42.0	6	14/24	1.310	
24	CLE	1-1	5.42	0	30	3	10/19	1.416	

BABIP: 0.296 K/9: 7.87 BB/9: 4.00 HR/9: 2.18

<div>Giovanny Gallegos</div> <div>Throws: R Age: 33</div> <div>\$3</div>									
YR/C 19:	20:\$9	21:\$5	22:\$16	23:\$5	2024				
YR/E 19:\$16	20:\$6	21:\$18	22:\$8	23:\$1	Bid Price				
YR	TM	W-L	ERA	SV	IP	HR	BB/K	WHIP	
21	STL	6-5	3.02	14	80.3	6	20/95	0.886	
22	STL	3-6	3.05	14	59.0	6	18/73	1.017	
23	STL	2-4	4.42	10	55.0	11	12/59	1.200	
24	STL	3-5	3.63	7	60	5	16/68	1.107	

Last year was a down one for the veteran reliever, who lost velocity, saw his strikeout range plummet and allowed more homers than ever before. His season ended on the IL with shoulder rotator cuff tendinitis, which isn't expected to be a problem this Spring. His potential value, should he end up closing games for whatever reason, has to be tempered by this past year's physical issues and velocity loss.

Zac Gallen

Throws:	R	Age:	29		
YR/C 19:	20:	\$15	21:\$16	22:\$10	23:\$22 2024
YR/E 19:	\$6	20:\$22	21:-\$3	22:\$38	23:\$27 Bid Price

YR	TM	W-L	ERA	SV	IP	HR	BB/K	WHIP
21	ARI	4-10	4.30	0	121.3	19	49/139	1.296
22	ARI	12-4	2.54	0	184.0	15	47/192	0.913
23	ARI	17-9	3.47	0	210.0	22	47/220	1.119
24	ARI	13-8	3.40	0	190	19	49/200	1.095

Skepticism has followed Gallen for years, but he keeps surpassing expectations (except for 2021, when the skeptics said I told you so). As he’s matured he’s handled the strike zone better and it’s hard to argue with the results the last two years. Well, Statcast’s xERA was 4.18 last year, so there is that. He isn’t a strikeout artist and he doesn’t get a lot of soft contact, so there may well be years more like 2021 than 2023 in the future, but there will also be years like the last two, where his talents work out.

Bryan Garcia

Throws:	R	Age:	29		
YR/C 19:	20:	21:\$4	22:	23:	
YR/E 19:	\$6	21:-\$5	22:	23:	

YR	TM	W-L	ERA	SV	IP	HR	BB/K	WHIP
21	DET	3-2	7.55	2	39.3	10	25/32	1.867
23	AAA	2-4	6.98	0	49.0	7	45/39	2.143

BABIP: 0.331 K/9: 7.16 BB/9: 8.27 HR/9: 1.29

Deivi Garcia

Throws: R			Age: 25					
YR	TM	W-L	ERA	SV	IP	HR	BB/K	WHIP
23	AAA	3-3	5.07	0	55.0	11	38/62	1.673

BABIP: 0.297 K/9: 10.15 BB/9: 6.22 HR/9: 1.80

Jarlin Garcia

Throws:	L	Age:	31		
YR/C 19:	20:	21:\$1	22:\$1	23:	
YR/E 19:	\$4	20:\$7	21:\$10	22:-\$3	23:

YR	TM	W-L	ERA	SV	IP	HR	BB/K	WHIP
21	SFG	6-3	2.62	1	68.7	9	18/68	0.968
22	SFG	1-4	3.74	1	65.0	10	18/56	1.200
24	FA	2-2	3.75	1	40	4	11/37	1.137

Luis Garcia

Throws:	R	Age:	37		
YR/C 19:	20:	21:	22:	23:\$3	
YR/E 19:	\$6	20:	21:\$0	22:-\$1	23:-\$5

YR	TM	W-L	ERA	SV	IP	HR	BB/K	WHIP
21	STL	1-1	3.24	2	33.3	2	8/34	0.997
22	SDP	4-6	3.39	3	61.0	3	17/68	1.213
23	SDP	2-3	4.07	0	59.7	6	24/53	1.390
24	LAA	1-2	3.90	1	30	2	10/29	1.289

Coming off a career year with a chance he might get saves last year put him on fantasy draft boards, but he didn’t repeat and didn’t close. He signed with the Angels and will work in middle relief.

Luis Garcia

Throws:	R	Age:	28		
YR/C 19:	20:	21:\$1	22:\$17	23:\$15	
YR/E 19:	20:-\$2	21:\$14	22:\$10	23:-\$4	

YR	TM	W-L	ERA	SV	IP	HR	BB/K	WHIP
21	HOU	11-8	3.48	0	155.3	19	50/167	1.180
22	HOU	15-8	3.72	0	157.3	23	47/157	1.133
23	HOU	2-2	4.00	0	27.0	3	10/31	1.296

May 2023 TJ means he might get in a few starts late in the season, which might make him a savvy endgame play in keeper leagues.

Robert Garcia

Throws:	L	Age:	28		
YR/C 19:	20:	21:	22:	23:	
YR/E 19:	20:	21:	22:	23:-\$2	

YR	TM	W-L	ERA	SV	IP	HR	BB/K	WHIP
23	AAA	2-0	2.85	2	41.0	4	22/62	1.341
23	- - -	2-2	3.66	0	32.0	3	12/33	1.188
24	WSN	2-2	3.99	0	40	4	16/41	1.259

BABIP: 0.349 K/9: 13.61 BB/9: 4.83 HR/9: 0.88

Rony Garcia

Throws:	R	Age:	27		
YR/C 19:	20:	21:	22:	23:	
YR/E 19:	20:-\$11	21:	22:-\$3	23:	

YR	TM	W-L	ERA	SV	IP	HR	BB/K	WHIP
22	DET	3-3	4.41	0	51.0	9	13/48	1.039
23	AAA	2-2	8.29	0	38.0	8	25/50	1.816

BABIP: 0.371 K/9: 11.84 BB/9: 5.92 HR/9: 1.89

Yimi Garcia

Throws:	R	Age:	34		
YR/C 19:	20:	21:\$4	22:\$1	23:	
YR/E 19:	\$7	20:\$8	21:\$3	22:\$3	23:\$0

YR	TM	W-L	ERA	SV	IP	HR	BB/K	WHIP
21	- - -	4-9	4.21	15	57.7	8	18/60	1.171
22	TOR	4-5	3.10	1	61.0	6	16/58	1.049
23	TOR	3-4	4.09	3	66.0	8	15/79	1.242
24	TOR	4-4	3.84	4	60	5	16/66	1.178

He’s been a terrific setup guy the last few years, when he wasn’t closing in Miami in 2021, but his value took a hit last year with some bad BABIP and LOB% luck. Put him on the list of guys you can use when you have a hole.

Amir Garrett

Throws:	L	Age:	32		
YR/C 19:	20:	21:\$11	22:\$1	23:	
YR/E 19:	\$0	20:\$4	21:-\$4	22:-\$7	23:

YR	TM	W-L	ERA	SV	IP	HR	BB/K	WHIP
21	CIN	0-4	6.04	7	47.7	9	29/61	1.589
22	KCR	3-1	4.96	0	45.3	0	32/49	1.330
24	FA	1-2	4.14	1	40	3	28/47	1.534

Braxton Garrett

Throws:	L	Age:	27		
YR/C 19:	20:	21:	22:	23:\$4	2024
YR/E 19:	20:	21:-\$2	22:-\$2	23:\$15	Bid Price

YR	TM	W-L	ERA	SV	IP	HR	BB/K	WHIP
21	MIA	1-2	5.03	0	34.0	3	20/32	1.824
22	MIA	3-7	3.58	0	88.0	9	24/90	1.250
23	MIA	9-7	3.66	0	159.7	20	29/156	1.146
24	MIA	10-9	4.12	0	160	18	38/156	1.222

He’s a groundball throwing lefty who has improved his control enough the last two seasons to be a solid rotation piece for the Marlins. He doesn’t throw hard enough to dominate and relies on sinkers, cutters, and sliders to crush lefties. He has a tougher time against righties, but managed them last year. The temptation after such a nice year is to upgrade his prospects, he can truly pitch, but his stuff limitations suggest a cautious approach this year is best.

Ralph Garza

Throws:	R	Age:	30		
YR/C 19:	20:	21:	22:	23:	
YR/E 19:	20:	21:-\$5	22:-\$2	23:	

YR	TM	W-L	ERA	SV	IP	HR	BB/K	WHIP
21	- - -	1-4	3.56	1	30.3	5	14/29	1.262
22	TBR	2-2	3.34	0	35.0	4	16/17	1.543

Kevin Gausman

Throws:	R	Age:	33		
YR/C 19:	\$7	20:\$6	21:\$12	22:\$24	23:\$23 2024
YR/E 19:	-\$11	20:\$11	21:\$34	22:\$9	23:\$23 Bid Price

YR	TM	W-L	ERA	SV	IP	HR	BB/K	WHIP
21	SFG	14-6	2.81	0	192.0	20	50/227	1.042
22	TOR	12-10	3.35	0	174.7	15	28/205	1.240
23	TOR	12-9	3.16	0	185.0	19	55/237	1.178
24	TOR	13-9	3.20	0	190	17	48/232	1.160

He’s got great stuff and control, doesn’t walk many and gets plenty of strikeouts. There are also games he is pounded, which just feels bad, but in the end the results are fine. He had the third worst run support last year and the year before had the seventh best and won 12 games both times. Go figure.

Domingo German

Throws:	R	Age:	32		
YR/C 19:	\$2	20:\$2	21:\$5	22:\$3	23:\$2 2024
YR/E 19:	\$13	20:	21:-\$2	22:-\$2	23:\$5 Bid Price

YR	TM	W-L	ERA	SV	IP	HR	BB/K	WHIP
21	NYG	4-5	4.58	0	98.3	17	27/98	1.182
22	NYG	2-5	3.61	0	72.3	11	19/58	1.165
23	NYG	5-7	4.56	0	108.7	20	34/114	1.076
24	FA	4-6	4.46	0	100	14	30/98	1.141

His vulnerability is the long ball, and he’s been just as vulnerable versus lefties as righties, at home and on the road, so his best hope is to land in a ballpark with generous outfield dimensions and the wind blowing in. He’s had personal problems disrupt him in the past and spent time last August in alcohol rehab. A wild card is what happens if he fixes things, because he’s got decent swing and miss stuff and good control. If he can find a way to keep the ball in the park he might have something.

Ian Gibaut

Throws:	R	Age:	31		
YR/C 19:	20:	21:	22:	23:	
YR/E 19:	20:-\$8	21:	22:-\$3	23:\$4	

YR	TM	W-L	ERA	SV	IP	HR	BB/K	WHIP
22	- - -	1-2	4.50	1	36.0	3	18/48	1.583
23	CIN	8-4	3.33	3	75.7	8	28/69	1.281
24	CIN	4-3	4.01	2	55	5	22/54	1.356

Solid enough job last year pitching as a setup guy, but managed to win eight games in relief,, which upped his fantasy value significantly. Has proven to be pretty hittable the last two years, which makes a repeat pretty unlikely.

Kyle Gibson

Throws:	R	Age:	37		
YR/C 19:	\$8	20:\$6	21:\$1	22:\$4	23:\$2
YR/E 19:	-\$6	20:-\$3	21:\$9	22:-\$8	23:-\$2

YR	TM	W-L	ERA	SV	IP	HR	BB/K	WHIP
21	- - -	10-9	3.71	0	182.0	17	64/155	1.220
22	PHI	10-8	5.05	0	167.7	24	48/144	1.340
23	BAL	15-9	4.73	0	192.0	23	55/157	1.318
24	STL	12-9	4.10	0	180	19	54/150	1.310

You can see in the earnings scan the headwinds a low-strikeout arm like Gibson faces. But he throws innings and managed to win 15 games for the surging Orioles last summer. The limited upside makes the downside risk rostering him more costly, and I would stay away. But the Cardinals need innings, and you might, too.

Player Name

Luis Gil

Throws: R		Age: 26					
YR/C 19:	20:	21:	22:\$1	23:			
YR/E 19:	20:	21:-\$4	22:	23:			
YR	TM	W-L	ERA	SV	IP	HR	BB/K WHIP
21	NY Y	1-1	3.07	0	29.3	4	19/38 1.340
24	NY Y	1-1	4.21	0	30	4	16/38 1.356

Logan Gilbert

Throws: R		Age: 27					
YR/C 19:	20:	21:	22:\$12	23:\$16	2024		
YR/E 19:	20:	21:-\$1	22:\$14	23:\$23	Bid Price		
YR	TM	W-L	ERA	SV	IP	HR	BB/K WHIP
21	SEA	6-5	4.68	0	119.3	17	28/128 1.175
22	SEA	13-6	3.20	0	185.7	19	49/174 1.183
23	SEA	13-7	3.73	0	190.7	29	36/189 1.075
24	SEA	12-7	3.72	0	180	16	40/178 1.128

For more reason his fastball became a little more hittable last year, but his slider emerged as a valuable substitute. Maybe it was the small increase in velocity, or maybe he changed when he uses it, but the bottom line is he successfully pivoted. While his real ERA has bounced around over the years his FIP and xFIP and xERA all landed near his real ERA last year. He appears to have been unlucky on homers allowed last year, a reason for some optimism, but it’s best to be a little cautious with guys who don’t strike out 9 per 9 innings pitched.

Tyler Gilbert

Throws: L		Age: 31					
YR/C 19:	20:	21:	22:	23:			
YR/E 19:	20:	21:\$0	22:-\$10	23:			
YR	TM	W-L	ERA	SV	IP	HR	BB/K WHIP
21	ARI	2-2	3.15	0	40.0	4	13/25 1.025
22	ARI	0-3	5.24	0	34.3	8	10/20 1.261
23	AAA	7-3	5.30	0	74.7	10	26/88 1.539

BABIP: 0.376 K/9: 10.61 BB/9: 3.13 HR/9: 1.21

Lucas Gilbreath

Throws: L		Age: 28					
YR/C 19:	20:	21:	22:	23:			
YR/E 19:	20:	21:-\$3	22:-\$3	23:			
YR	TM	W-L	ERA	SV	IP	HR	BB/K WHIP
21	COL	3-2	3.37	1	42.7	5	23/44 1.327
22	COL	2-0	4.19	0	43.0	2	26/49 1.465
24	COL	2-1	3.88	0	30	2	17/33 1.442

Logan Gillaspie

Throws: R		Age: 27					
YR/C 19:	20:	21:	22:	23:			
YR/E 19:	20:	21:	22:	23:			
YR	TM	W-L	ERA	SV	IP	HR	BB/K WHIP
23	AAA	3-3	4.20	6	40.7	6	17/38 1.425

BABIP: 0.304 K/9: 8.41 BB/9: 3.76 HR/9: 1.33

Kevin Ginkel

Throws: R		Age: 30					
YR/C 19:	20:\$1	21:\$1	22:	23:\$1	2024		
YR/E 19:\$3	20:-\$2	21:-\$8	22:-\$5	23:\$13	Bid Price		
YR	TM	W-L	ERA	SV	IP	HR	BB/K WHIP
21	ARI	0-1	6.35	0	28.3	7	14/31 1.566
22	ARI	1-1	3.38	1	29.3	1	11/30 1.306
23	ARI	9-1	2.49	4	65.3	3	23/70 0.980
24	ARI	6-2	3.54	5	65	4	25/69 1.139

He was the most unlikely of postseason heroes last year after a very solid regular season, and while there’s no real indication that this late success wasn’t (mostly) earned, he’s likely to give up more hits in the future leading to a higher ERA and WHIP, which would quickly erase much of last year’s earnings. Unless his role changes he’s only a factor in deep leagues.

Lucas Giolito

Throws: R		Age: 30					
YR/C 19:\$2	20:\$23	21:\$31	22:\$24	23:\$13	2024		
YR/E 19:\$25	20:\$21	21:\$19	22:\$0	23:-\$5	Bid Price		
YR	TM	W-L	ERA	SV	IP	HR	BB/K WHIP
21	CHW	11-9	3.53	0	178.7	27	52/201 1.105
22	CHW	11-9	4.90	0	161.7	24	61/177 1.439
23	- - -	8-15	4.88	0	184.3	41	73/204 1.313
24	BOS	10-11	4.69	0	170	29	63/187 1.305

A serious velocity decline led to fewer strikeouts, a lot fewer pop-ups (the functional equivalent of a K) and a lot more walks. More balls in play and a higher percentage of hard hit balls led to a pretty much perfect storm of disfunction last year, tanking his fantasy price. As with most pitchers as they reach their 30s Giolito is going to have to adapt to the velocity decline and improve his control to regain at least some of his past success. While that’s certainly possible this year, there will be some stubborn types who expect him to bounce back to near ace-hood. Don’t bid against them.

Sawyer Gipson-Long

Throws: R		Age: 26					
YR/C 19:	20:	21:	22:	23:	2024		
YR/E 19:	20:	21:	22:	23:	Bid Price		
YR	TM	W-L	ERA	SV	IP	HR	BB/K WHIP
23	AA	8-8	4.33	0	99.7	20	29/126 1.133
24	DET	4-5	4.01	0	110	18	29/101 1.245

Was pretty effective in four late-season starts last year, but the opponents perhaps tell the tale: White Sox, Ohtani-less Angels, Oakland, and Royals. Not a slugger’s row. He projects as something of a swingman, working long relief with an occasional start. Don’t count on a repeat of last year’s nice major league stats.

Mychal Givens

Throws: R		Age: 34					
YR/C 19:\$10	20:\$7	21:	22:\$3	23:\$1			
YR/E 19:\$2	20:-\$1	21:\$2	22:\$0	23:			
YR	TM	W-L	ERA	SV	IP	HR	BB/K WHIP
21	- - -	4-3	3.35	8	51.0	7	27/54 1.373
22	- - -	7-3	3.37	2	61.3	8	25/71 1.326
24	FA	3-2	4.25	2	40	7	20/42 1.417

Tyler Glasnow

Throws: R		Age: 31					
YR/C 19:\$13	20:\$21	21:\$25	22:	23:\$14	2024		
YR/E 19:\$13	20:\$9	21:\$15	22:	23:\$15	Bid Price		
YR	TM	W-L	ERA	SV	IP	HR	BB/K WHIP
21	TBR	5-2	2.66	0	88.0	10	27/123 0.932
23	TBR	10-7	3.53	0	120.0	13	37/162 1.083
24	TBR	12-8	3.23	0	160	15	50/211 1.059

He’s very good when he gets out on the mound, but it is telling that his 120 innings pitched last year is his career best. Last year he missed the first two months with an oblique injury but was able to take the mound on his turn most of the rest of the season (he missed time with a back issue and cramping but did not go on the IL for either). Given his history and consistent performance when he does pitch he’s both safe and risky at the same time. He’s not a linchpin but a worthwhile chance the Dodgers were willing to pay a lot for, and considering how they’ve been able to carry Clayton Kershaw along with limited work for the past bunch of years, they may well make it work.

Woo Suk Go

Throws: R		Age: 26					
YR/C 19:	20:	21:	22:	23:	2024		
YR/E 19:	20:	21:	22:	23:	Bid Price		
YR	TM	W-L	ERA	SV	IP	HR	BB/K WHIP
21	KBO	1-5	2.17	30	58.0	3	23/68 1.210
22	KBO	4-2	1.48	42	60.7	6	21/80 0.960
23	KBO	3-8	3.68	14	44.0	2	22/59 1.360
24	SD	3-3	3.75	3	60	6	28/74 1.367

Austin Gomber

Throws: L		Age: 31					
YR/C 19:	20:	21:\$1	22:\$1	23:			
YR/E 19:	20:\$6	21:-\$2	22:-\$11	23:-\$18			
YR	TM	W-L	ERA	SV	IP	HR	BB/K WHIP
21	COL	9-9	4.53	0	115.3	20	41/113 1.242
22	COL	5-7	5.56	0	124.7	20	34/95 1.377
23	COL	9-9	5.50	0	139.0	26	43/87 1.489
24	COL	8-9	4.83	0	140	23	44/102 1.428

Yoendrys Gómez

Throws: R		Age: 25					
YR/C 19:	20:	21:	22:	23:			
YR/E 19:	20:	21:	22:	23:			
YR	TM	W-L	ERA	SV	IP	HR	BB/K WHIP
23	AA	0-3	3.58	0	65.3	6	37/78 1.286

BABIP: 0.270 K/9: 10.74 BB/9: 5.10 HR/9: 0.83

Tony Gonsolin

Throws: R		Age: 30					
YR/C 19:	20:\$2	21:\$8	22:\$4	23:\$12			
YR/E 19:\$3	20:\$23	21:-\$1	22:\$32	23:-\$2			
YR	TM	W-L	ERA	SV	IP	HR	BB/K WHIP
21	LAD	4-1	3.23	0	55.7	8	34/65 1.359
22	LAD	16-1	2.14	0	130.3	11	35/119 0.876
23	LAD	8-5	4.98	0	103.0	19	40/82 1.223

When his season went south last year he was pitching through elbow pain, which led to TJ late in the season. He’ll miss all of 2024 and may struggle in the first half of 2025.

Marco Gonzales

Throws: L		Age: 32					
YR/C 19:\$11	20:\$8	21:\$15	22:\$8	23:\$2	2024		
YR/E 19:\$8	20:\$31	21:\$7	22:\$0	23:-\$8	Bid Price		
YR	TM	W-L	ERA	SV	IP	HR	BB/K WHIP
21	SEA	10-6	3.96	0	143.3	29	42/108 1.167
22	SEA	10-15	4.13	0	183.0	30	50/103 1.333
23	SEA	4-1	5.22	0	50.0	5	18/34 1.460
24	PIT	8-8	4.27	0	130	14	39/84 1.332

Missed much of last year with a nerve issue in his left forearm which led to surgery. He’s expected to be healthy for spring training and slots in as a starter for the Pirates. He’s a pitch-to-contact arm who used to eat innings, but has been hurt a bunch in recent years. He’s definitely not a target in any league, but might have some under-the-radar value if he’s healthy.

Chi Chi Gonzalez

Throws: R		Age: 32					
YR/C 19:	20:	21:	22:	23:			
YR/E 19:-\$8	20:-\$9	21:-\$10	22:	23:			
YR	TM	W-L	ERA	SV	IP	HR	BB/K WHIP
21	COL	3-7	6.46	0	101.7	18	28/56 1.532
23	AAA	6-9	6.07	0	121.7	23	34/71 1.594

BABIP: 0.332 K/9: 5.25 BB/9: 2.52 HR/9: 1.70

Victor Gonzalez

Throws: L		Age: 29						
YR/C 19:		20:	21:\$1	22:		23:		
YR/E 19:		20:\$12	21:\$2	22:		23:\$-1		
YR	TM	W-L	ERA	SV	IP	HR	BB/K	WHIP
21	LAD	3-1	3.57	1	35.3	3	19/33	1.453
23	LAD	3-3	4.01	0	33.7	2	10/30	1.098
24	NYY	3-3	3.52	0	40	4	15/37	1.234

Acquired by the Yankees in December, he has a big grounder profile with a hard sinker/big slider profile. He'll work in middle relief, though he might be the lead lefty in the bullpen.

MacKenzie Gore

Throws: L		Age: 25						
YR/C 19:	20:\$4	21:\$2	22:\$2	23:\$4	2024			
YR/E 19:	20:	21:	22:\$2	23:\$5	Bid Price			
YR	TM	W-L	ERA	SV	IP	HR	BB/K	WHIP
22	SDP	4-4	4.50	0	70.0	7	37/72	1.471
23	WSN	7-10	4.42	0	136.3	27	57/151	1.401
24	WSN	9-10	4.48	0	150	14	64/164	1.377

He took a step forward last year, but is still building his approach. That meant too many bases on balls and too many long balls thrown, but better than 2022, at least on the walks part. He's going to have to walk even fewer if he's going to become the ace the Nats traded Juan Soto for, but there's no pressure. He's coming on an age when many good arms figure it out and step up there games, or fall apart and head for the bullpen. No pressure there.

Trevor Gott

Throws: R		Age: 32						
YR/C 19:		20:\$1	21:	22:		23:		
YR/E 19:\$2		20:\$-5	21:	22:\$2		23:\$5		
YR	TM	W-L	ERA	SV	IP	HR	BB/K	WHIP
22	MIL	3-4	4.14	0	45.7	8	12/44	1.040
23	- - -	0-5	4.19	1	58.0	4	19/62	1.414
24	FA	1-3	4.17	1	45	4	14/46	1.307

Signed with the Athletics, a team with open opportunities everywhere, though he's generally worked in middle relief.

Ashton Goudeau

Throws: R		Age: 32						
YR/C 19:		20:	21:	22:	23:			
YR/E 19:		20:	21:-\$5	22:	23:			
YR	TM	W-L	ERA	SV	IP	HR	BB/K	WHIP
21	---	2-1	4.19	0	34.3	4	17/22	1.202
23	AAA	2-5	7.42	0	60.7	14	31/49	1.763
BABIP: 0.321		K/9: 7.27		BB/9: 4.60		HR/9: 2.08		

BABIP: 0.321 K/9: 7.27 BB/9: 4.60 HR/9: 2.08

Gordon Graceffo

Throws: R		Age: 24						
YR/C 19:	20:	21:	22:	23:				
YR/E 19:	20:	21:	22:	23:				
YR	TM	W-L	ERA	SV	IP	HR	BB/K	WHIP
23	AAA	4-3	4.92	0	86.0	9	45/81	1.535

The big right-hander can throw 99 but he struggled with his command in his first year in Triple-A. Give that one to developmental growth and keep an eye on what happens this year. His excellent slider and his heater might be enough for a bullpen role, but if he can get his changeup working at the higher level he could become a part of the Cardinals rotation at any time.

Brusdar Graterol

Throws: R		Age: 26						
YR/C 19:	20:\$1	21:\$2	22:\$1	23:\$3	2024			
YR/E 19:	20:\$4	21:~\$5	22:\$2	23:\$18	Bid Price			
YR	TM	W-L	ERA	SV	IP	HR	BB/K	WHIP
21	LAD	3-0	4.59	0	33.3	2	13/27	1.420
22	LAD	2-4	3.26	4	49.7	3	10/43	0.996
23	LAD	4-2	1.20	7	67.3	3	12/48	0.966
24	LAD	3-2	2.94	5	60	5	14/47	1.059

He throws so hard you expect lots of strikeouts but he pounds the lower half of the zone so much that he gets lots of grounders. His control is good enough and he suppresses homers enough that he can be a valuable piece out of the pen, but his fantasy earnings last year spiked because of a high LOB% and having them hit them where his fielders were. His Statcast xBA was a more representative 3.09. Could he end up closing? The possibility that he might should coax an extra buck or two from fantasy players' fists, just don't expect a 1.20 ERA again.

Kendall Graveman

Throws: R		Age: 34						
YR/C 19:		20:	21:\$1	22:\$2	23:\$9			
YR/E 19:		20:~\$8	21:\$13	22:\$3	23:\$4			
YR	TM	W-L	ERA	SV	IP	HR	BB/K	WHIP
21	---	5-1	1.77	10	56.0	3	20/61	0.982
22	CHW	3-4	3.18	6	65.0	5	26/66	1.400
23	---	5-6	3.12	8	66.3	9	36/66	1.312
24	HOU	4-5	3.63	8	65	5	30/66	1.293

He throws hard and last year got rid of his ground ball profile and didn't pay a big price for it. But he doesn't throw enough strikeouts for all those fly balls to be an asset going forward. He's been called in to close three years in a row, but streaks are meant to be broken.

Jon Gray

Throws: R		Age: 33						
YR/C 19:\$8	20:\$7	21:\$2	22:\$9	23:\$7	2024			
YR/E 19:\$4	20:\$13	21:\$3	22:\$3	23:\$3	Bid Price			
YR	TM	W-L	ERA	SV	IP	HR	BB/K	WHIP
21	COL	8-12	4.59	0	149.0	21	58/157	1.329
22	TEX	7-7	3.96	0	127.3	17	39/134	1.133
23	TEX	9-8	4.12	0	157.3	22	54/142	1.291
24	TEX	8-9	4.31	0	150	18	52/146	1.266

He's been more effective statwise since leaving Colorado, but not radically so. He still allows too many homers, only fewer than he did at altitude. Talentwise, what you see now is what you get, unless he gets extra lucky or extra unlucky, which makes him perhaps useful for streaming against bad teams.

Josiah Gray

Throws: R		Age: 27						
YR/C 19:	20:	21:	22:\$6	23:\$3	2024			
YR/E 19:	20:	21:\$9	22:\$7	23:\$4	Bid Price			
YR	TM	W-L	ERA	SV	IP	HR	BB/K	WHIP
21	---	2-2	5.48	0	70.7	19	33/76	1.368
22	WSN	7-10	5.02	0	148.7	38	66/154	1.363
23	WSN	8-13	3.91	0	159.0	22	80/143	1.459
24	WSN	8-11	4.38	0	160	15	76/153	1.424

Much like his teammate, MacKenzie Gore, he improved last year but still struggles with his control and allowing home runs. Unlike Gore, he started out the season strong and then fell off in the second half. Like Gore he's a former top prospect at an age when a decisive improvement will prove the scouts right or wrong. He should be a good lottery ticket this year, maybe even a profitable one.

\$5

Sonny Gray

Throws: R		Age: 35		\$19				
YR/C 19:\$6		20:\$18	21:\$16	22:\$15	23:\$9	2024		
YR/E 19:\$27		20:\$8	21:\$2	22:\$9	23:\$26	Bid Price		
YR	TM	W-L	ERA	SV	IP	HR	BB/K	WHIP
21	CIN	7-9	4.19	0	135.3	19	50/155	1.221
22	MIN	8-5	3.08	0	119.7	11	36/117	1.133
23	MIN	8-8	2.79	0	184.0	8	55/183	1.147
24	STL	10-8	3.55	0	170	14	54/170	1.176

His success comes from throwing six pitches in an even wider variety of styles. His downside has been a history of injuries the last two years. What made last year special was his health and a second consecutive season controlling the strike zone masterfully. What is probably unsustainable is a HR/FB rate of 5.2 percent. That was three percentage points better than Justin Verlander, who was second among qualified starters. Gray is a quality pitcher with a bad recent injury history, but if he stays healthy again he might come close to matching his 2023 stats.

Chad Green

Throws: R		Age: 33						
YR/C 19:\$4		20:\$3	21:\$3	22:\$4	23:			
YR/E 19:\$1		20:\$9	21:\$17	22:	23:			
YR	TM	W-L	ERA	SV	IP	HR	BB/K	WHIP
21	NYY	10-7	3.12	6	83.7	14	17/99	0.889
24	TOR	3-3	3.53	2	40	7	11/47	1.061

Hunter Greene

Throws: R		Age: 25		\$11				
YR/C 19:	20:	21:	22:\$4	23:\$18	2024			
YR/E 19:	20:	21:	22:\$-4	23:\$-8	Bid Price			
YR	TM	W-L	ERA	SV	IP	HR	BB/K	WHIP
22	CIN	5-13	4.44	0	125.7	24	48/164	1.214
23	CIN	4-7	4.82	0	112.0	19	48/152	1.420
24	CIN	9-10	4.08	0	150	15	59/195	1.298

He's got great stuff but has so far thrown lots of fly balls that have left the park. Some of that is a function of his home park, which is the easiest to homer in in baseball. He's allowed 25 homers there in his career, but 19 on the road, so it isn't all the ballpark. Green has been basically a two-pitch starter his first two seasons, with an effective slider and a hard but hittable fastball. He's thrown his change up about five percent of the time, and it has been ineffective. Greene is still young and undoubtedly working on a cutter or a sweeper to give hitters something else to worry about. When he finds the right mix he will become the ace that many of us expected to arrive last year.

Zack Greinke

Throws: R		Age: 41							
YR/C 19:\$23		20:\$25		21:\$22		22:\$7		23:\$1	
YR/E 19:\$39		20:\$9		21:\$7		22:\$1		23:-\$7	
YR	TM	W-L	ERA	SV	IP	HR	BB/K	WHIP	
21	HOU	11-6	4.16	0	171.0	30	36/120	1.170	
22	KCR	4-9	3.68	0	137.0	14	27/73	1.343	
23	KCR	2-15	5.06	0	142.3	25	23/97	1.272	
24	FA	4-10	4.21	0	130	14	24/85	1.278	

He says he's coming back and given that he's close to the 3,000 mark there's a good reason for the Royals to do it one more time. He's old but he made 27 starts last year and won only two games, but it wasn't his fault. For pitchers with 140 or more innings he was first in worst run support.

Player Name

Michael Grove

Throws: R		Age: 28						
YR/C 19:	20:	21:	22:	23:				
YR/E 19:	20:	21:	22:-\$6	23:-\$14				
YR	TM	W-L	ERA	SV	IP	HR	BB/K	WHIP
22	LAD	1-0	4.60	0	29.3	6	10/24	1.443
23	LAD	2-3	6.13	0	69.0	12	19/73	1.478
24	LAD	2-3	5.00	0	60	8	18/61	1.435

Deolis Guerra

Throws: R		Age: 35						
YR/C 19:	20:	21:	22:	23:				
YR/E 19:	20:	21:\$0	22:	23:				
YR	TM	W-L	ERA	SV	IP	HR	BB/K	WHIP
21	OAK	4-1	4.11	0	65.7	8	20/62	1.120

Jandel Gustave

Throws: R		Age: 32						
YR/C 19:	20:	21:	22:	23:				
YR/E 19:-\$1	20:	21:	22:-\$6	23:				
YR	TM	W-L	ERA	SV	IP	HR	BB/K	WHIP
22	MIL	2-0	3.86	0	28.0	4	11/27	1.286

Vladimir Gutierrez

Throws: R		Age: 29						
YR/C 19:	20:	21:	22:	23:				
YR/E 19:	20:	21:-\$1	22:-\$6	23:				
YR	TM	W-L	ERA	SV	IP	HR	BB/K	WHIP
21	CIN	9-6	4.74	0	114.0	20	46/88	1.412
22	CIN	1-6	7.61	0	36.7	8	24/29	1.934

Josh Hader

Throws: L		Age: 30		\$18				
YR/C 19:\$11	20:\$23	21:\$22	22:\$26	23:\$24	2024			
YR/E 19:\$27	20:\$15	21:\$27	22:\$3	23:\$20	Bid Price			
YR	TM	W-L	ERA	SV	IP	HR	BB/K	WHIP
21	MIL	4-2	1.23	34	58.7	3	24/102	0.842
22	- - -	2-5	5.22	36	50.0	8	21/81	1.280
23	SDP	2-3	1.28	33	56.3	3	30/85	1.101
24	HOU	2-4	2.78	21	60	8	28/94	1.100

Whatever derailed his 2022 season didn't bother him in his first full season in San Diego. He's just about unhittable and so dominant his tendency to walk hitters doesn't usually hurt him. The velocity on his sinker, which he threw 73 percent of the time last year, was down and somewhat more hittable. Velocity decline is always a concern with hard throwing closers. Will they be able to adjust when wear and tear takes away their dominant heat? Until Hader has to make that adjustment he'll be putting up an elite number of strikeouts, though his save numbers in Houston may take a bit of ahitwea.

DL Hall

Throws: L		Age: 26		\$3				
YR/C 19:	20:	21:	22:	23:\$1	2024			
YR/E 19:	20:	21:	22:	23:	Bid Price			
YR	TM	W-L	ERA	SV	IP	HR	BB/K	WHIP
23	AAA	2-2	3.98	1	52.0	7	32/78	1.365
24	BAL	5-3	3.63	1	60	51	26/83	1.299

He only pitched 19 innings last year in the majors, but had a 10.7 K/9, 2.33 BB/9, and a .93 HR/9. The lowering of his walk rate (he walked 5.51 per 9 in Triple-A) was either some well-timed advice and a change of approach or a freakish accident. Control has always been his issue and if he's solved it he'll jump up the board.

Ian Hamilton

Throws: R		Age: 29						
YR/C 19:	20:	21:	22:	23:				
YR/E 19:	20:-\$5	21:	22:	23:\$4				
YR	TM	W-L	ERA	SV	IP	HR	BB/K	WHIP
23	NYF	3-2	2.64	2	58.0	2	26/69	1.224
24	NYF	3-3	3.26	1	60	48	27/68	1.250

Journeyman reliever had a pretty solid year, but is unlikely to get regular work in high-leverage situations.

Emerson Hancock

Throws: R		Age: 25						
YR/C 19:	20:	21:	22:	23:				
YR/E 19:	20:	21:	22:	23:				
YR	TM	W-L	ERA	SV	IP	HR	BB/K	WHIP
23	AA	11-5	4.32	0	98.0	9	38/107	1.235

BABIP: 0.296 K/9: 9.83 BB/9: 3.49 HR/9: 0.83

Brad Hand

Throws: L		Age: 34						
YR/C 19:\$21	20:\$18	21:\$15	22:\$3	23:\$1				
YR/E 19:\$13	20:\$28	21:\$5	22:\$0	23:-\$8				
YR	TM	W-L	ERA	SV	IP	HR	BB/K	WHIP
21	- - -	6-7	3.90	21	64.7	9	26/61	1.277
22	PHI	3-2	2.80	5	45.0	2	23/38	1.333
23	- - -	5-3	5.53	1	53.7	6	22/59	1.415
24	FA	3-4	4.08	3	50	6	22/49	1.359

Brenan Hanifree

Throws: R		Age: 26						
YR/C 19:	20:	21:	22:	23:				
YR/E 19:	20:	21:	22:	23:				
YR	TM	W-L	ERA	SV	IP	HR	BB/K	WHIP
23	AAA	2-8	4.38	2	90.3	11	30/82	1.473

BABIP: 0.341 K/9: 8.17 BB/9: 2.99 HR/9: 1.10

Hogan Harris

Throws: L		Age: 28						
YR/C 19:	20:	21:	22:	23:				
YR/E 19:	20:	21:	22:	23:-\$17				
YR	TM	W-L	ERA	SV	IP	HR	BB/K	WHIP
23	AAA	1-4	6.47	0	57.0	12	38/55	1.719
23	OAK	3-6	7.14	0	63.0	10	28/56	1.508
24	OAK	2-3	5.29	0	40	4	18/35	1.492

BABIP: 0.304 K/9: 8.68 BB/9: 6.00 HR/9: 1.89

Kyle Harrison

Throws: L		Age: 23		\$6				
YR/C 19:	20:	21:	22:1	23:	2024			
YR/E 19:	20:	21:	22:	23:-\$3	Bid Price			
YR	TM	W-L	ERA	SV	IP	HR	BB/K	WHIP
23	AAA	1-3	4.52	0	67.7	10	48/109	1.477
23	SFG	1-1	4.15	0	34.7	8	11/35	1.153
24	SFG	5-7	4.17	0	120	14	55/144	1.319

He struggled mightily with his control early in the season, but after a minor league IL stint with a hamstring pull he was called up by the Giants in a desperation move. He had some good games and some bad games but at the least seemed to have regained the ability to throw strikes. Gopher balls, too, sadly, so the overall results were not great but showed some of the promise his status as a top prospect offers. Young pitching prospects often require some time to figure out the algebra of strikes and contact and survival, so there's no guarantee of a Harrison breakout this year, but it is possible.

Grant Hartwig

Throws: L		Age: 27						
YR/C 19:	20:	21:	22:	23:				
YR/E 19:	20:	21:	22:	23:-\$6				
YR	TM	W-L	ERA	SV	IP	HR	BB/K	WHIP
23	NYM	5-2	4.84	0	35.3	3	15/30	1.388
24	NYM	2-2	4.22	0	30	2	13/26	1.391

Hunter Harvey

Throws: R		Age: 30		\$5				
YR/C 19:	20:\$4	21:\$4	22:	23:\$1	2024			
YR/E 19:	20:	21:	22:-\$1	23:\$12	Bid Price			
YR	TM	W-L	ERA	SV	IP	HR	BB/K	WHIP
22	WSN	2-1	2.52	0	39.3	1	12/45	1.151
23	WSN	4-4	2.82	10	60.7	7	13/67	0.939
24	WSN	3-3	3.07	11	55	4	14/61	1.037

Coming up in the Orioles system he was touted as a future closer, and last year he was in the mix but more often worked setup. How much he can earn is going to depend on how many of the saves he gets credit for, which we may better know during Spring Training. But guys with the skills to close games are worth rostering, the lower the price the better.

Thomas Hatch

Throws: R		Age: 30						
YR/C 19:	20:	21:	22:	23:				
YR/E 19:	20:\$4	21:	22:	23:-\$7				
YR	TM	W-L	ERA	SV	IP	HR	BB/K	WHIP
23	AAA	4-2	4.63	1	46.7	8	22/56	1.370
23	- - -	1-1	4.08	0	28.7	2	12/26	1.568

BABIP: 0.293 K/9: 10.80 BB/9: 4.24 HR/9: 1.54

Louis Head

Throws: R		Age: 34						
YR/C 19:	20:	21:	22:	23:				
YR/E 19:	20:	21:\$3	22:-\$7	23:				
YR	TM	W-L	ERA	SV	IP	HR	BB/K	WHIP
21	TBR	2-0	2.31	0	35.0	2	9/32	0.857
22	- - -	0-0	6.28	1	28.7	4	15/26	1.667

Brent Headrick

Throws: L		Age: 27						
YR/C 19:	20:	21:	22:	23:				
YR/E 19:	20:	21:	22:	23:-\$8				
YR	TM	W-L	ERA	SV	IP	HR	BB/K	WHIP
23	AAA	4-2	4.68	0	75.0	11	26/83	1.307
23	MIN	3-0	6.31	1	25.7	7	10/30	1.440

BABIP: 0.311 K/9: 9.96 BB/9: 3.12 HR/9: 1.32

Andrew Heaney

Throws: L		Age: 33		\$3				
YR/C 19:\$9	20:\$10	21:\$12	22:\$4	23:\$8	2024			
YR/E 19:-\$3	20:\$2	21:-\$12	22:\$4	23:-\$1	Bid Price			
YR	TM	W-L	ERA	SV	IP	HR	BB/K	WHIP
21	- - -	8-9	5.83	0	129.7	29	41/150	1.324
22	LAD	4-4	3.10	0	72.7	14	19/110	1.094
23	TEX	10-6	4.15	0	147.3	23	60/151	1.378
24	TEX	8-7	4.39	0	130	16	47/147	1.312

He never became the star that was expected of him. Injuries played a part in that but he's also never figured out how to avoid the home run ball. Such a long record of replacement value, with blips downward, is a pretty convincing argument that while hope is alive we've got to believe our eyes. A streaming option in AL Only leagues.

Taylor Hearn

Throws: L		Age: 30					
YR/C 19:	20:	21:	22:\$1	23:			
YR/E 19:	20:-\$5	21:-\$5	22:-\$2	23:			
YR	TM	W-L	ERA	SV	IP	HR	BB/K
21	TEX	6-6	4.66	0	104.3	17	42/92
22	TEX	6-8	5.13	1	100.0	11	43/97
23	AAA	2-2	3.33	2	54.0	3	33/76

BABIP: 0.372 K/9: 12.67 BB/9: 5.50 HR/9: 0.50

Jonathan Heasley

Throws: R		Age: 27					
YR/C 19:	20:	21:	22:	23:			
YR/E 19:	20:	21:	22:-\$5	23:			
YR	TM	W-L	ERA	SV	IP	HR	BB/K
22	KCR	4-10	5.28	0	104.0	19	47/70
23	AAA	2-5	6.85	1	94.7	20	45/88
24	KCR	1-3	5.25	0	30	3	11/20

BABIP: 0.321 K/9: 8.37 BB/9: 4.28 HR/9: 1.90

Ryan Helsley

Throws: R		Age: 30					
YR/C 19:	20:	21:	22:	23:\$21	2024		
YR/E 19:\$0	20:-\$7	21:-\$3	22:\$26	23:\$7	Bid Price		
YR	TM	W-L	ERA	SV	IP	HR	BB/K
21	STL	6-4	4.56	1	47.3	4	27/47
22	STL	9-1	1.25	19	64.7	6	20/94
23	STL	3-4	2.45	14	36.7	1	17/52
24	STL	6-3	3.00	24	60	6	26/78

Missed two months in the middle of the season with a forearm strain, but was effective when he returned in September and served as closer. He did struggle with his control all season long, but between his strikeouts and infield flies, 52 percent of the batters he faced didn't make good contact. His 36.3 percent strikeout rate ranked 11th in baseball of those with 30 or more innings pitched.

Heath Hembree

Throws: R		Age: 35					
YR/C 19:\$2	20:	21:	22:	23:			
YR/E 19:-\$2	20:-\$8	21:-\$4	22:	23:			
YR	TM	W-L	ERA	SV	IP	HR	BB/K
21	---	2-7	5.59	9	58.0	12	24/83

Tink Hencie

Throws: R		Age: 21					
YR/C 19:	20:	21:	22:	23:			
YR/E 19:	20:	21:	22:	23:			
YR	TM	W-L	ERA	SV	IP	HR	BB/K
23	A+	4-6	4.31	0	96.0	12	34/99

BABIP: 0.320 K/9: 9.28 BB/9: 3.19 HR/9: 1.13

Kyle Hendricks

Throws: R		Age: 35					
YR/C 19:\$15	20:\$16	21:\$20	22:\$8	23:\$1	2024		
YR/E 19:\$19	20:\$34	21:-\$2	22:-\$8	23:\$8	Bid Price		
YR	TM	W-L	ERA	SV	IP	HR	BB/K
21	CHC	14-7	4.77	0	181.0	31	44/131
22	CHC	4-6	4.80	0	84.3	15	24/66
23	CHC	6-8	3.74	0	137.0	13	27/93
24	CHC	8-8	4.08	0	140	14	32/99

The soft-tossing control artist had his best season that was not Covid-shortened since 2019, coming back from a capsular tear in his pitching shoulder that ended his 2022 campaign in August. It was a slow recovery and he didn't get back into a game until late May. After his return he looked like his old self, inducing weak contact and parsimonious with the bases on balls. That's a formula that can work, but it is vulnerable to disruption at any time because there hitters make so much contact.

Liam Hendriks

Throws: R		Age: 35					
YR/C 19:	20:\$18	21:\$24	22:\$26	23:\$6			
YR/E 19:\$25	20:\$31	21:\$31	22:\$16	23:			
YR	TM	W-L	ERA	SV	IP	HR	BB/K
21	CHW	8-3	2.54	38	71.0	11	7/113
22	CHW	4-4	2.81	37	57.7	7	16/85
23	CHW	-	-	-	-	-	-

Returned from cancer treatment in late May, he pitched in five games before going down with an elbow injury that led to TJ. Relievers can get back on the field in a year after TJ, so there is some chance he'll pitch this year, but don't count on any significant contribution until 2025.

Ryan Hendrix

Throws: R		Age: 30					
YR/C 19:	20:	21:	22:	23:			
YR/E 19:	20:	21:-\$5	22:	23:			
YR	TM	W-L	ERA	SV	IP	HR	BB/K
21	CIN	5-1	5.97	0	31.7	8	16/35

Ronny Henriquez

Throws: R		Age: 24					
YR/C 19:	20:	21:	22:	23:			
YR/E 19:	20:	21:	22:	23:			
YR	TM	W-L	ERA	SV	IP	HR	BB/K
23	A	5-3	5.64	1	60.7	6	39/53

BABIP: 0.291 K/9: 7.86 BB/9: 5.79 HR/9: 0.89

Cole Henry

Throws: R		Age: 25					
YR/C 19:	20:	21:	22:	23:			
YR/E 19:	20:	21:	22:	23:			
YR	TM	W-L	ERA	SV	IP	HR	BB/K
23	A	0-3	6.21	0	33.3	6	16/37

BABIP: 0.321 K/9: 9.99 BB/9: 4.32 HR/9: 1.62

Tommy Henry

Throws: L		Age: 27					
YR/C 19:	20:	21:	22:	23:			
YR/E 19:	20:	21:	22:-\$7	23:-\$3			
YR	TM	W-L	ERA	SV	IP	HR	BB/K
22	ARI	3-4	5.36	0	47.0	10	21/36
23	ARI	5-4	4.15	0	89.0	12	35/64
24	ARI	4-4	4.39	0	70	9	29/52

Sam Hentges

Throws: L		Age: 28					
YR/C 19:	20:	21:	22:	23:			
YR/E 19:	20:	21:-\$4	22:\$8	23:-\$2			
YR	TM	W-L	ERA	SV	IP	HR	BB/K
21	CLE	1-4	6.68	0	68.7	10	32/68
22	CLE	3-2	2.32	1	62.0	3	19/72
23	CLE	3-2	3.61	0	52.3	2	18/56
24	CLE	3-2	3.69	2	60	8	22/65

Jimmy Herget

Throws: R		Age: 31					
YR/C 19:	20:	21:	22:	23:\$3			
YR/E 19:	20:-\$3	21:	22:\$11	23:-\$6			
YR	TM	W-L	ERA	SV	IP	HR	BB/K
22	LAA	2-1	2.48	9	69.0	4	15/63
23	AAA	1-2	4.68	1	32.7	5	13/36
23	LAA	2-4	4.66	0	29.0	7	8/26
24	LAA	3-3	3.83	3	50	6	13/46

There was talk he might get saves in the Angels uncertain bullpen last year, but a bad start to the season had him bouncing up and down between the big club and Triple-A. A strong September saved his stats, but no one expects him to get saves this year.

Carlos Hernandez

Throws: R		Age: 27					
YR/C 19:	20:	21:	22:\$3	23:			
YR/E 19:	20:-\$4	21:-\$1	22:-\$7	23:-\$6			
YR	TM	W-L	ERA	SV	IP	HR	BB/K
21	KCR	6-2	3.68	0	85.7	7	41/74
22	KCR	0-5	7.39	0	56.0	7	31/35
23	KCR	1-10	5.27	4	70.0	10	31/77
24	KCR	2-4	4.81	2	60	8	29/56

Ten losses is a standout number, especially when paired with four saves and 17 holds.

Darwinzon Hernandez

Throws: L		Age: 28					
YR/C 19:	20:\$1	21:	22:	23:			
YR/E 19:-\$7	20:	21:-\$1	22:	23:			
YR	TM	W-L	ERA	SV	IP	HR	BB/K
21	BOS	2-2	3.38	0	40.0	5	31/54

Elieser Hernandez

Throws: R		Age: 29					
YR/C 19:	20:	21:\$7	22:\$3	23:			
YR/E 19:-\$3	20:\$3	21:-\$5	22:-\$11	23:			
YR	TM	W-L	ERA	SV	IP	HR	BB/K
21	MIA	1-3	4.18	0	51.7	13	14/53
22	MIA	3-6	6.35	0	62.3	19	22/60
24	NYM	1-3	5.36	0	30	6	10/30

Jonathan Hernandez

Throws: R		Age: 28					
YR/C 19:	20:	21:\$3	22:	23:			
YR/E 19:	20:\$10	21:	22:-\$2	23:-\$9			
YR	TM	W-L	ERA	SV	IP	HR	BB/K
22	TEX	2-3	2.97	4	30.3	2	17/27
23	AAA	1-1	1.13	2	32.0	1	21/32
23	TEX	1-2	5.40	0	31.7	4	15/34
24	TEX	2-3	3.91	1	45	5	22/45

BABIP: 0.187 K/9: 9.00 BB/9: 5.91 HR/9: 0.28

Jose Hernandez

Throws: L		Age: 27					
YR/C 19:	20:	21:	22:	23:			
YR/E 19:	20:	21:	22:	23:-\$7			
YR	TM	W-L	ERA	SV	IP	HR	BB/K
23	PIT	1-3	4.97	0	50.7	9	22/62
24	PIT	1-3	4.55	0	40	8	18/47

Nick Hernandez

Throws: L		Age: 30					
YR/C 19:	20:	21:	22:	23:			
YR/E 19:	20:	21:	22:	23:			
YR	TM	W-L	ERA	SV	IP	HR	BB/K
23	AA	5-1	3.84	7	61.0	4	21/82

BABIP: 0.310 K/9: 12.10 BB/9: 3.10 HR/9: 0.59

Tim Herrin

Throws: L		Age: 28					
YR/C 19:	20:	21:	22:	23:			
YR/E 19:	20:	21:	22:	23:-\$8			
YR	TM	W-L	ERA	SV	IP	HR	BB/K
23	AAA	7-2	3.38	3	37.3	3	20/43
23	CLE	1-1	5.53	0	27.7	3	12/32

BABIP: 0.217 K/9: 10.37 BB/9: 4.82 HR/9: 0.72

Codi Heuer

Throws: R		Age: 28					
YR/C 19:	20:	21:\$1	22:\$1	23:			
YR/E 19:	20:\$12	21:-\$3	22:	23:			
YR	TM	W-L	ERA	SV	IP	HR	BB/K
21	---	7-4	4.28	2	67.3	7	23/56
24	FA	2-2	3.90	0	30	3	11/25

Player Name

Jordan Hicks

Throws: R	Age: 28	\$7				
YR/C 19:\$9	20:	21:\$11	22:\$3	23:\$1	2024	
YR/E 19:\$5	20:	21:	22:-\$7	23:\$3	Bid Price	
YR	TM	W-L	ERA	SV	IP	HR
22	STL	3-6	4.84	0	61.3	5
23	- - -	3-9	3.29	12	65.7	4
24	SF	4-6	4.27	3	100	7
					45/111	1.342

He’s healthy, continues to hit 100 mph, and after he landed in Toronto he toned down the heat and was more effective throwing strikes. He’s now signed with the Giants, who plan on using him as a starter. Durability issues in recent years make one skeptical, but this sort of move has worked in the past. I think of Aaron Sanchez and say, kind of.

Garrett Hill

Throws: R	Age: 28					
YR/C 19:	20:	21:	22:	23:		
YR/E 19:	20:	21:	22:-\$4	23:		
YR	TM	W-L	ERA	SV	IP	HR
22	DET	3-3	4.03	0	60.3	8
23	A	3-2	5.79	0	51.3	6
24	-					
					35/70	1.832

BABIP: 0.421 K/9: 12.27 BB/9: 6.14 HR/9: 1.05

Rich Hill

Throws: L	Age: 44					
YR/C 19:\$12	20:\$5	21:\$4	22:\$3	23:		
YR/E 19:\$6	20:\$6	21:\$6	22:-\$3	23:-\$19		
YR	TM	W-L	ERA	SV	IP	HR
21	- - -	7-8	3.86	0	158.7	21
22	BOS	8-7	4.27	0	124.3	15
23	- - -	8-14	5.41	0	146.3	23
24	FA	6-8	4.40	0	110	14
					40/98	1.399

He’s old but says he wants another year. Since any of his years are partial ones because of the stress of his delivery, maybe he’ll get another shot, but last year’s results are the best argument against.

Tim Hill

Throws: L	Age: 34					
YR/C 19:	20:	21:	22:	23:		
YR/E 19:\$1	20:-\$4	21:-\$1	22:-\$4	23:-\$12		
YR	TM	W-L	ERA	SV	IP	HR
21	SDP	6-6	3.62	1	59.7	9
22	SDP	3-0	3.56	0	48.0	1
23	SDP	1-4	5.48	0	44.3	7
24	FA	3-3	4.03	0	50	5
					17/33	1.432

Sean Hjelle

Throws: R	Age: 27					
YR/C 19:	20:	21:	22:	23:		
YR/E 19:	20:	21:	22:-\$6	23:-\$12		
YR	TM	W-L	ERA	SV	IP	HR
22	SFG	1-2	5.76	0	25.0	3
23	AAA	3-7	6.00	0	93.0	14
23	SFG	2-1	6.52	0	29.0	3
24	SFG	3-2	4.90	0	50	6
					19/49	1.596

BABIP: 0.308 K/9: 6.77 BB/9: 3.87 HR/9: 1.35

Bryan Hoeing

Throws: R	Age: 28					
YR/C 19:	20:	21:	22:	23:		
YR/E 19:	20:	21:	22:	23:-\$9		
YR	TM	W-L	ERA	SV	IP	HR
23	AAA	1-0	2.35	0	30.7	3
23	MIA	2-3	5.48	0	70.7	13
24	MIA	1-2	5.25	0	40	4
					14/29	1.403

BABIP: 0.289 K/9: 10.86 BB/9: 1.17 HR/9: 0.88

Jeff Hoffman

Throws: R	Age: 31	\$3				
YR/C 19:	20:	21:	22:	23:	2024	
YR/E 19:-\$15	20:-\$7	21:\$1	22:-\$3	23:\$10	Bid Price	
YR	TM	W-L	ERA	SV	IP	HR
21	CIN	3-5	4.56	0	73.0	12
22	CIN	2-0	3.83	0	44.7	5
23	PHI	5-2	2.41	1	52.3	3
24	PHI	5-3	4.03	5	70	5
					33/82	1.236

Changed his mix last year, throwing more sliders and fewer fastballs, and saw his velocity on both pitches soar. His change up turned into a splitter and jumped three mph, too. The changes paid dividends and he had his best season as a major leaguer last year by far. No longer a struggling starter or a fungible middleman, he may not have a closer role to start the season but he now has closer stuff if he’s needed.

Colin Holderman

Throws: R	Age: 29					
YR/C 19:	20:	21:	22:	23:		
YR/E 19:	20:	21:	22:-\$4	23:-\$3		
YR	TM	W-L	ERA	SV	IP	HR
22	- - -	5-0	3.81	0	28.3	0
23	PIT	0-3	3.86	2	56.0	4
24	PIT	3-3	3.50	2	60	5
					24/60	1.320

Jordan Holloway

Throws: R	Age: 28					
YR/C 19:	20:	21:	22:	23:		
YR/E 19:	20:	21:-\$5	22:	23:		
YR	TM	W-L	ERA	SV	IP	HR
21	MIA	2-3	4.00	0	36.0	3
23	A	3-3	7.11	0	31.7	5
					42/54	2.145

BABIP: 0.339 K/9: 15.35 BB/9: 11.94 HR/9: 1.42

Gavin Hollowell

Throws: R	Age: 27					
YR/C 19:	20:	21:	22:	23:		
YR/E 19:	20:	21:	22:	23:-\$8		
YR	TM	W-L	ERA	SV	IP	HR
23	COL	2-0	5.88	1	33.7	8
24	COL	2-2	5.31	1	40	39
					20/39	1.487

Clay Holmes

Throws: R	Age: 31	\$13				
YR/C 19:	20:	21:	22:\$1	23:\$17	2024	
YR/E 19:-\$10	20:	21:\$2	22:\$13	23:\$12	Bid Price	
YR	TM	W-L	ERA	SV	IP	HR
21	- - -	8-4	3.60	0	70.0	5
22	NYV	7-4	2.54	20	63.7	2
23	NYV	4-4	2.86	24	63.0	2
24	NYV	5-4	3.00	27	65	5
					24/71	1.146

A modern closer, not necessarily the guy who ends the game but rather the guy who gets the toughest outs. That was Holmes’s role last year. Presumably he’ll fix some mild second-half control issues and be the main if not only guy getting saves out of the Yankees pen. But as the last two years show, that’s not necessarily a role that pays big.

Tyler Holton

Throws: L	Age: 28					
YR/C 19:	20:	21:	22:	23:		
YR/E 19:	20:	21:	22:	23:\$20		
YR	TM	W-L	ERA	SV	IP	HR
23	DET	3-2	2.11	1	85.3	9
24	DET	2-2	3.34	1	60	4
					14/52	0.953

Every year some middle relief setup guys earn big money and are unlikely to ever do the same again. Holton doesn’t strike out enough hitters to be a fantasy force, but last year he was so

good at keeping hitters off the bases that he became a valuable fantasy piece. Lightning rarely strikes twice.

Brent Honeywell

Throws: R	Age: 29					
YR/C 19:\$1	20:	21:	22:	23:		
YR/E 19:	20:	21:	22:	23:-\$8		
YR	TM	W-L	ERA	SV	IP	HR
23	- - -	2-4	4.82	0	52.3	10
					23/45	1.453

Case Horton

Throws: R	Age: 23					
YR/C 19:	20:	21:	22:	23:		
YR/E 19:	20:	21:	22:	23:		
YR	TM	W-L	ERA	SV	IP	HR
23	A	4-4	2.65	0	88.3	7
					27/117	0.997

BABIP: 0.274 K/9: 11.92 BB/9: 2.75 HR/9: 0.71

Tanner Houck

Throws: R	Age: 28	\$3				
YR/C 19:	20:	21:\$1	22:\$10	23:\$3	2024	
YR/E 19:	20:\$9	21:\$2	22:\$2	23:-\$8	Bid Price	

YR	TM	W-L	ERA	SV	IP	HR	BB/K	WHIP
21	BOS	1-5	3.52	1	69.0	4	21/87	1.130
22	BOS	5-4	3.15	8	60.0	3	22/56	1.183
23	BOS	6-10	5.01	0	106.0	14	41/99	1.368
24	BOS	6-9	4.05	0	110	10	40/108	1.298

He was unlucky last season with LOB% and HR/FB rate, but he also wasn’t that good. Struggles with control landed him in bad counts too often, and he walks too many to get away with much. He’s struggled in his career versus lefties (.763 OPS career, .858 OPS in 2023) and the Red Sox have shifted him in and out of the rotation, but he got the chance to start last year. He looks like a starter now, but if he struggles again (4.17 career ERA as a starter) he could go back to the pen (2.68 ERA as a reliever). For me, though, he’s a sleeper, a guy with limits I think he might be able to overcome.

Adrian Houser

Throws: R	Age: 31	\$1				
YR/C 19:	20:\$7	21:\$2	22:\$5	23:	2024	
YR/E 19:\$6	20:-\$5	21:\$7	22:-\$2	23:-\$3	Bid Price	
YR	TM	W-L	ERA	SV	IP	HR
21	MIL	10-6	3.22	0	142.3	12
22	MIL	6-10	4.73	0	102.7	8
23	MIL	8-5	4.12	0	111.3	13
24	MIL	9-8	3.96	0	130	13
					49/101	1.390

Missed the first month last year with a groin pull, and ended the season with elbow inflammation. Traded to the Mets in the offseason, they may have him in the rotation. His pitch to contact style produces many ground balls but not a lot of strikeouts. He’s probably best for fantasy in a streaming role if he sticks in the rotation. The danger is he might end up sliding into long relief, which would crush what little fantasy value he has. That is, if he stays healthy.

Sam Howard

Throws: L	Age: 31					
YR/C 19:	20:	21:	22:\$1	23:		
YR/E 19:	20:-\$3	21:-\$6	22:	23:		
YR	TM	W-L	ERA	SV	IP	HR
21	PIT	3-4	5.60	0	45.0	7
					32/60	1.467

Spencer Howard

Throws: R		Age: 28					
YR/C 19:	20:\$1	21:\$3	22:	23:			
YR/E 19:	20:-\$5	21:-\$10	22:-\$8	23:			
YR	TM	W-L	ERA	SV	IP	HR	BB/K
21	---	0-5	7.43	0	49.7	7	27/52
22	TEX	2-4	7.41	0	37.7	12	15/32
24	SFG	1-3	5.53	0	30	35	14/29

Bryan Hudson

Throws: L		Age: 27					
YR/C 19:	20:	21:	22:	23:			
YR/E 19:	20:	21:	22:	23:			
YR	TM	W-L	ERA	SV	IP	HR	BB/K
23	AAA	5-2	2.43	0	55.7	3	26/86
BABIP: 0.352 K/9: 13.90 BB/9: 4.20 HR/9: 0.49							

Dakota Hudson

Throws: R		Age: 30					
YR/C 19:\$1	20:\$5	21:	22:\$3	23:			
YR/E 19:\$8	20:\$13	21:	22:\$1	23:-\$11			
YR	TM	W-L	ERA	SV	IP	HR	BB/K
22	STL	8-7	4.45	0	139.7	9	61/78
23	AAA	5-4	6.00	0	48.0	5	17/39
23	STL	6-3	4.98	0	81.3	9	34/45
24	FA	6-4	4.38	0	90	9	38/51
BABIP: 0.416 K/9: 7.31 BB/9: 3.19 HR/9: 0.94							

Daniel Hudson

Throws: R		Age: 37					
YR/C 19:	20:\$5	21:\$3	22:\$1	23:\$5			
YR/E 19:\$12	20:\$3	21:\$2	22:	23:			
YR	TM	W-L	ERA	SV	IP	HR	BB/K
21	---	5-3	3.31	0	51.7	8	16/75
24	FA	3-2	3.15	2	30	23	10/40

Missed almost all of 2023 with two different knee issues in two different knees, but has signed a minor-league deal with the Dodgers, hoping to make the bullpen out of camp. Can be a valuable Dodger without helping fantasy teams much.

Brandon Hughes

Throws: L		Age: 29					
YR/C 19:	20:	21:	22:	23:\$6			
YR/E 19:	20:	21:	22:\$3	23:			
YR	TM	W-L	ERA	SV	IP	HR	BB/K
22	CHC	2-3	3.12	8	57.7	11	21/68

Headed into last season as a possible closer for the Cubs, but he struggled and his season ended with knee surgery. He could have a significant role this year, he's expected to be healthy, or not. Probably not, but worth checking in on once he signs with a new team.

Kyle Hurt

Throws: R		Age: 25					
YR/C 19:	20:	21:	22:	23:			
YR/E 19:	20:	21:	22:	23:			
YR	TM	W-L	ERA	SV	IP	HR	BB/K
23	AA	4-4	3.91	0	92.0	10	44/152
BABIP: 0.333 K/9: 14.87 BB/9: 4.30 HR/9: 0.98							

Drew Hutchison

Throws: R		Age: 34					
YR/C 19:	20:	21:	22:	23:			
YR/E 19:	20:	21:	22:-\$1	23:			
YR	TM	W-L	ERA	SV	IP	HR	BB/K
22	DET	3-9	4.53	0	105.3	15	42/68
23	AAA	6-6	5.63	0	110.3	13	75/93
BABIP: 0.290 K/9: 7.59 BB/9: 6.12 HR/9: 1.06							

Raisel Iglesias

Throws: R		Age: 34		\$16			
YR/C 19:\$16	20:\$16	21:\$19	22:\$23	23:\$20	2024		
YR/E 19:\$10	20:\$17	21:\$24	22:\$12	23:\$14	Bid Price		
YR	TM	W-L	ERA	SV	IP	HR	BB/K
21	LAA	7-5	2.57	34	70.0	11	12/103
22	---	2-6	2.47	17	62.0	5	14/78
23	ATL	5-4	2.75	33	55.7	7	15/68
24	ATL	5-5	2.91	31	65	4	16/83

His velocity is down about a mile per hour from his peak in 2021, which may explain why he allowed more hits last year, but he's been pretty consistent since becoming a closer in Cincinnati in 2017 (apart from working in setup in 2022 after a mid-season trade to Atlanta). Don't expect the dominating strikeout mastery he showed at his peak, but he should continue to get the job done until he slips some more.

Shota Imanaga

Throws: L		Age: 31		\$10			
YR/C 19:	20:	21:	22:	23:	2024		
YR/E 19:	20:	21:	22:	23:	Bid Price		
YR	TM	W-L	ERA	SV	IP	HR	BB/K
21	NPB	8-6	2.83	0	149.3	18	32/140
22	NPB	12-4	2.04	0	158.7	14	32/151
23	NPB	7-5	2.77	0	159.0	18	24/188
24	CHC	8-8	3.99	0	140	17	38/151

After the WBC last year, Eno Sarris reported that Imanaga had the best Stuff+ numbers of the tournament, ahead of Yoshinobo Yamamoto, Jose De Leon, and Julio Urias. He has been very successful in NPB the last two years throwing a spinnny four-seam fastball that gets swings-and-misses. He has excellent control and gets hitters to chase out of the zone, which is a potent combo. His fastball sits about 92 mph, which is not going to blow hitters away, so we're going to have to see how his finesse and smarts translate. He's definitely worth a modest bet this year.

Jairo Iriarte

Throws: R		Age: 22					
YR/C 19:	20:	21:	22:	23:			
YR/E 19:	20:	21:	22:	23:			
YR	TM	W-L	ERA	SV	IP	HR	BB/K
23	A+	3-4	3.49	0	90.3	4	45/128
BABIP: 0.337 K/9: 12.75 BB/9: 4.48 HR/9: 0.40							

Cole Irvin

Throws: L		Age: 30					
YR/C 19:	20:	21:	22:\$2	23:\$3			
YR/E 19:\$7	20:	21:\$1	22:\$4	23:-\$3			
YR	TM	W-L	ERA	SV	IP	HR	BB/K
21	OAK	10-15	4.24	0	178.3	23	42/125
22	OAK	9-13	3.98	0	181.0	25	36/128
23	AAA	6-3	4.38	0	49.3	8	9/30
23	BAL	1-4	4.42	0	77.3	11	21/68
24	BAL	4-6	3.91	0	90	9	21/69

An ugly start to last season landed him in Triple-A, but he returned in June and in a mix of starting and relieving he posted a solid 3.22 ERA with a more typical 4.25 FIP. He's a pitch to contact guy who has good enough control to eat innings, as he did in Oakland in 2021 and 2022, but is unlikely to best a mid-4 ERA without a good amount of luck and is easily pushed aside by a team on the ups like the Orioles.

Jake Irvin

Throws: R		Age: 27					
YR/C 19:	20:	21:	22:	23:			
YR/E 19:	20:	21:	22:	23:-\$9			
YR	TM	W-L	ERA	SV	IP	HR	BB/K
23	WSN	3-7	4.61	0	121.0	20	54/99
24	WSN	5-8	4.40	0	120	17	49/102

Andre Jackson

Throws: R		Age: 28					
YR/C 19:	20:	21:	22:	23:			
YR/E 19:	20:	21:	22:	23:-\$4			
YR	TM	W-L	ERA	SV	IP	HR	BB/K
23	AAA	1-1	5.17	0	38.3	5	23/44
23	---	1-3	4.99	2	61.3	11	22/57
24	PIT	1-2	4.09	2	45	9	17/42
BABIP: 0.286 K/9: 10.33 BB/9: 5.40 HR/9: 1.17							

Jay Jackson

Throws: R		Age: 37					
YR/C 19:	20:	21:	22:	23:			
YR/E 19:-\$4	20:	21:	22:	23:\$3			
YR	TM	W-L	ERA	SV	IP	HR	BB/K
23	TOR	3-1	2.12	0	29.7	4	9/27
24	FA	3-1	3.69	0	30	2	11/30

A career year for the veteran middle reliever, who split time between Triple-A and the majors.

Luke Jackson

Throws: R		Age: 33					
YR/C 19:	20:\$2	21:	22:	23:			
YR/E 19:\$5	20:\$0	21:\$6	22:	23:-\$1			
YR	TM	W-L	ERA	SV	IP	HR	BB/K
21	ATL	2-2	1.98	0	63.7	6	29/70
23	SFG	2-2	2.97	0	33.3	3	15/43
24	SFG	3-3	3.67	0	60	4	26/71

Zach Jackson

Throws: R		Age: 30					
YR/C 19:	20:	21:	22:	23:			
YR/E 19:	20:	21:	22:-\$2	23:			
YR	TM	W-L	ERA	SV	IP	HR	BB/K
22	OAK	2-3	3.00	3	48.0	1	33/67
24	OAK	3-3	3.63	3	45	4	27/58

Joe Jacques

Throws: L		Age: 29					
YR/C 19:	20:	21:	22:	23:			
YR/E 19:	20:	21:	22:	23:-\$8			
YR	TM	W-L	ERA	SV	IP	HR	BB/K
23	AAA	1-3	2.54	1	39.0	4	13/35
23	BOS	2-1	5.06	1	26.7	2	10/20
BABIP: 0.264 K/9: 8.08 BB/9: 3.00 HR/9: 0.92							

Drey Jameson

Throws: R		Age: 27					
YR/C 19:	20:	21:	22:	23:\$2			
YR/E 19:	20:	21:	22:	23:-\$3			
YR	TM	W-L	ERA	SV	IP	HR	BB/K
23	ARI	3-1	3.32	1	40.7	6	18/37

September TJ, will miss all of 2024.

Kenley Jansen

Throws: R		Age: 37		\$13			
YR/C 19:\$20	20:\$17	21:\$16	22:\$17	23:\$18	2024		
YR/E 19:\$14	20:\$14	21:\$22	22:\$16	23:\$7	Bid Price		
YR	TM	W-L	ERA	SV	IP	HR	BB/K
21	LAD	4-4	2.22	38	69.0	4	36/86
22	ATL	5-2	3.38	41	64.0	8	22/85
23	BOS	3-6	3.63	29	44.7	5	17/52
24	BOS	4-4	3.54	28	60	5	24/74

For the record, he didn't fall apart because of the pitch clock, as was widely discussed. He

Player Name

did miss time during the season with back and hamstring issues, but avoided the IL until COVID knocked him out in mid-September. When healthy he continued to struggle with his control, and he put up the second lowest strikeout rate of his career, more signs that he’s aging out. Though maybe not this year.

Bryce Jarvis

Throws:	R	Age:	27						
YR/C 19:	20:	21:	22:	23:					
YR/E 19:	20:	21:	22:	23:					
YR	TM	W-L	ERA	SV	IP	HR	BB/K	WHIP	
23	AA	9-6	5.08	0	106.3	10	53/113	1.439	
BABIP: 0.314 K/9: 9.56 BB/9: 4.49 HR/9: 0.85									

Cristian Javier

Throws:	R	Age:	27						
YR/C 19:	20:	21:	22:	23:	2024				
YR/E 19:	20:	21:	22:	23:	Bid Price				
YR	TM	W-L	ERA	SV	IP	HR	BB/K	WHIP	
21	HOU	4-1	3.55	2	101.3	16	53/130	1.187	
22	HOU	11-9	2.54	0	148.7	17	52/194	0.951	
23	HOU	10-5	4.56	0	162.0	25	62/159	1.265	
24	HOU	9-6	4.17	0	150	18	59/168	1.176	

After his dazzling 2022 season the fact that he’s really a two-pitch starter was ignored, and he went into last season as a hot choice. He didn’t fail so much as come back to earth, losing three strikeouts per nine and allowing more home runs pitching to hitters who mostly had to choose between his fastball (down one mph) and his slider. It looks like last year’s version is the more real one, he grew less effective as the season went on, though surely the Astros will come up with a plan to use him more effectively. Might that be in relief? The possibility should take a few dollars off his price.

Griffin Jax

Throws:	R	Age:	30						
YR/C 19:	20:	21:	22:	23:	2024				
YR/E 19:	20:	21:	22:	23:	Bid Price				
YR	TM	W-L	ERA	SV	IP	HR	BB/K	WHIP	
21	MIN	4-5	6.37	0	82.0	23	29/65	1.354	
22	MIN	7-4	3.36	1	72.3	7	20/78	1.054	
23	MIN	6-10	3.86	4	65.3	5	19/68	1.179	
24	MIN	4-4	4.25	4	65	7	20/65	1.189	

Sixteen decisions and four saves! Jax was an action guy last year. Unfortunately, 10 of those decisions were losses. He doesn’t have the elevated K-rate you’d like from your setup guy (if you have a setup guy) but his good command and elevated ground ball rate after adopting a sinker last year should continue to be plusses.

Daulton Jefferies

Throws:	R	Age:	29						
YR/C 19:	20:	21:	22:	23:					
YR/E 19:	20:	21:	22:	23:					
YR	TM	W-L	ERA	SV	IP	HR	BB/K	WHIP	
22	OAK	1-7	5.72	0	39.3	4	8/28	1.381	

Dany Jimenez

Throws:	R	Age:	31						
YR/C 19:	20:	21:	22:	23:	2024				
YR/E 19:	20:	21:	22:	23:	Bid Price				
YR	TM	W-L	ERA	SV	IP	HR	BB/K	WHIP	
22	OAK	3-4	3.41	11	34.3	2	18/34	1.202	
24	OAK	2-4	3.69	9	45	3	25/44	1.216	

Somehow he’s in the bullpen mix in Oakland, if he can stay healthy.

Joe Jimenez

Throws:	R	Age:	29						
YR/C 19:	20:	21:	22:	23:					
YR/E 19:	20:	21:	22:	23:					
YR	TM	W-L	ERA	SV	IP	HR	BB/K	WHIP	
21	DET	6-1	5.96	1	45.3	6	35/57	1.530	
22	DET	3-2	3.49	2	56.7	4	13/77	1.103	
23	ATL	0-3	3.04	0	56.3	9	14/73	1.155	
24	ATL	2-2	3.68	1	60	5	20/78	1.198	

For the second consecutive year he boasted big strikeout totals and excellent control while working as a setup guy, but after crushing homers in 2022 despite all the fly balls he allows he reverted to career form and served up extra power this year. He can be useful as a replacement because of the strikeouts, but has so far failed to dominate in spite of them.

Pierce Johnson

Throws:	R	Age:	33						
YR/C 19:	20:	21:	22:	23:	2024				
YR/E 19:	20:	21:	22:	23:	Bid Price				
YR	TM	W-L	ERA	SV	IP	HR	BB/K	WHIP	
21	SDP	3-4	3.22	0	58.7	6	27/77	1.271	
23	---	2-6	4.02	13	62.7	10	30/90	1.483	
24	ATL	2-5	3.68	4	55	5	26/77	1.405	

Was the Rockies closer to start last season and he saved some games while walking nearly six per 9 innings pitched. Traded to the Braves at the deadline, the angst he was suffering lifted and he was brilliant the rest of the way. Not 0.76 ERA brilliant, but a very solid reliever with a penchant for allowing homers. He should have some value in holds leagues this year, but if he reverts to the walking Johnson he’s always been his fantasy value will evaporate quickly.

Ben Joyce

Throws:	R	Age:	24						
YR/C 19:	20:	21:	22:	23:	2024				
YR/E 19:	20:	21:	22:	23:	Bid Price				
YR	TM	W-L	ERA	SV	IP	HR	BB/K	WHIP	
23	LAA	-					/		
24	LAA	3-3	3.60	5	60	5	30/72	1.333	

Strikeouts from the fireballing setup guy should be a given, but can he cut down on the free passes? He missed three months last summer with ulnar neuritis, but came back and proved he was healthy even if he couldn’t throw strikes. How big a bullpen role he’s given hangs in the balance.

Jakob Junis

Throws:	R	Age:	32						
YR/C 19:	20:	21:	22:	23:					
YR/E 19:	20:	21:	22:	23:					
YR	TM	W-L	ERA	SV	IP	HR	BB/K	WHIP	
21	KCR	2-4	5.26	0	39.3	7	12/41	1.407	
22	SFG	5-7	4.42	0	112.0	13	25/98	1.295	
23	SFG	4-3	3.87	1	86.0	12	21/96	1.291	
24	FA	4-5	4.13	1	90	9	22/90	1.305	

Evan Justice

Throws:	L	Age:	26						
YR/C 19:	20:	21:	22:	23:					
YR/E 19:	20:	21:	22:	23:					
YR	TM	W-L	ERA	SV	IP	HR	BB/K	WHIP	
23	A+	6-1	3.49	1	38.7	1	26/63	1.111	
BABIP: 0.232 K/9: 14.66 BB/9: 6.05 HR/9: 0.23									

Tommy Kahnle

Throws:	R	Age:	35						
YR/C 19:	20:	21:	22:	23:					
YR/E 19:	20:	21:	22:	23:					
YR	TM	W-L	ERA	SV	IP	HR	BB/K	WHIP	
23	NYG	1-3	2.66	2	40.7	5	19/48	1.106	
24	NYG	2-3	3.57	2	45	3	19/52	1.120	

A crazy mixed up career with varying health and successes. He worked as a setup guy last year despite his struggles with control. He missed the first two months last year with biceps tenderness and his season shut down the last week with shoulder inflammation, so health is an issue too, but he’s expected to be ready for spring training.

James Kaprielian

Throws:	R	Age:	30						
YR/C 19:	20:	21:	22:	23:					
YR/E 19:	20:	21:	22:	23:					
YR	TM	W-L	ERA	SV	IP	HR	BB/K	WHIP	
21	OAK	8-5	4.07	0	119.3	19	41/123	1.226	
22	OAK	5-9	4.23	0	134.0	16	59/98	1.343	
23	OAK	2-6	6.34	0	61.0	9	31/57	1.590	

James Karinchak

Throws:	R	Age:	29						
YR/C 19:	20:	21:	22:	23:					
YR/E 19:	20:	21:	22:	23:					
YR	TM	W-L	ERA	SV	IP	HR	BB/K	WHIP	
21	CLE	7-4	4.07	11	55.3	9	32/78	1.216	
22	CLE	2-0	2.08	3	39.0	2	21/62	1.103	
23	CLE	2-5	3.23	0	39.0	6	28/52	1.333	
24	CLE	4-3	3.60	3	50	3	31/70	1.243	

Elite strikeouts found here, but the bases on balls are too much. He was expected to be Guardians’ closer, not Clase.

Karl Kauffmann

Throws:	L	Age:	27						
YR/C 19:	20:	21:	22:	23:					
YR/E 19:	20:	21:	22:	23:					
YR	TM	W-L	ERA	SV	IP	HR	BB/K	WHIP	
23	AAA	3-5	6.43	0	92.3	11	42/61	1.809	
23	COL	2-5	8.23	0	35.0	5	16/16	1.657	

BABIP: 0.369 K/9: 5.95 BB/9: 4.09 HR/9: 1.07

Anthony Kay

Throws:	L	Age:	29						
YR/C 19:	20:	21:	22:	23:					
YR/E 19:	20:	21:	22:	23:					
YR	TM	W-L	ERA	SV	IP	HR	BB/K	WHIP	
21	TOR	1-2	5.61	0	33.7	7	18/39	1.687	
23	AAA	5-1	3.76	0	40.7	2	23/58	1.278	

BABIP: 0.307 K/9: 12.84 BB/9: 5.09 HR/9: 0.44

Brad Keller

Throws:	R	Age:	29						
YR/C 19:	20:	21:	22:	23:					
YR/E 19:	20:	21:	22:	23:					
YR	TM	W-L	ERA	SV	IP	HR	BB/K	WHIP	
21	KCR	8-12	5.39	0	133.7	18	64/120	1.667	
22	KCR	6-14	5.09	1	139.7	17	57/102	1.509	
23	KCR	3-4	4.57	0	45.3	3	45/31	1.921	
24	FA	4-5	4.63	0	80	86	45/61	1.641	

Mitch Keller

Throws:	R	Age:	28						
YR/C 19:	20:	21:	22:	23:	2024				
YR/E 19:	20:	21:	22:	23:	Bid Price				
YR	TM	W-L	ERA	SV	IP	HR	BB/K	WHIP	
21	PIT	5-11	6.17	0	100.7	10	49/92	1.796	
22	PIT	5-12	3.91	0	159.0	14	60/138	1.396	
23	PIT	13-9	4.21	0	194.3	25	55/210	1.245	
24	PIT	11-11	4.04	0	180	18	59/178	1.314	

Slow progress from a talented arm on a bad team. He's in a good position, with a little luck and perhaps a better mix with his off-speed and breaking stuff, to have a breakout season. That's not something to bid him up for, but he's the sort of endgame arm who could pay off.

Joe Kelly

Throws: R		Age: 36						
YR/C 19:\$1		20:	21:	22:\$1		23:		
YR/E 19:~\$3		20:	21:\$3	22:~\$6		23:~\$2		
YR	TM	W-L	ERA	SV	IP	HR	BB/K	WHIP
21	LAD	2-0	2.86	2	44.0	3	15/50	0.977
22	CHW	1-3	6.08	1	37.0	2	23/53	1.595
23	- - -	2-5	4.12	1	39.3	3	18/60	1.196
24	LAD	3-3	3.62	1	50	9	23/70	1.247

Veteran reliever has never reached his apparent potential because he's always thrown a lot of bases on balls. He still throws hard and has had much better estimated ERAs the last two years than his real ones.

Kevin Kelly

Throws: R		Age: 27						
YR/C 19:	20:	21:	22:	23:				
YR/E 19:	20:	21:	22:	23:\$8				
YR	TM	W-L	ERA	SV	IP	HR	BB/K	WHIP
23	TBR	5-2	3.09	1	67.0	2	15/56	1.015
24	TBR	4-2	3.59	1	60	5	15/60	1.100

He pounds the zone low and did a terrific job getting ground ball outs last year. As a Rays reliever he's always a threat to be used in a save situation, though he only had one last year. He's going to need to find some more swing and miss if he's to be dominant enough for more high-leverage use.

Merrill Kelly

Throws: R		Age: 36		\$14				
YR/C 19:\$1	20:\$2	21:\$4	22:\$4	23:\$10	2024			
YR/E 19:\$3	20:\$10	21:-\$4	22:\$16	23:\$19	Bid Price			
YR	TM	W-L	ERA	SV	IP	HR	BB/K	WHIP
21	ARI	7-11	4.44	0	158.0	21	41/130	1.291
22	ARI	13-8	3.37	0	200.3	21	61/177	1.139
23	ARI	12-8	3.29	0	177.7	20	69/187	1.193
24	ARI	11-9	3.91	0	180	16	61/172	1.208

He added some sliders last year and juiced his strikeout rate and walk rates. The Diamond-backs will take that, but the big question has been the divergence of his ERA (low) and his xERA and other estimators (higher). In fantasy baseball we pay for the actual ERA so we have to be concerned that his estimators are running more than a half a run per nine worse. He's not a bad contributor if he's striking out one per inning on a team with a productive offense, but be concerned that his ERA is going to rise because that's the sort of pitcher he is.

Orion Kerkering

Throws: R		Age: 22						
YR/C 19:	20:	21:	22:	23:				
YR/E 19:	20:	21:	22:	23:				
YR	TM	W-L	ERA	SV	IP	HR	BB/K	WHIP
23	A	4-1	1.51	14	53.7	4	12/79	0.894

He only threw three innings for the Phillies last year, throwing only 13 percent sinking fastballs (9 total, 98 mph) and 85 percent sweepers (51 total, 86 mph). Obviously this is not enough to make any broad judgments on, but he is expected to slot into the middle innings to start the season. Whether he proves to be shining star or a hunter of the strike zone remains to be seen. PHILLIES

Ray Kerr

Throws: L		Age: 30						
YR/C 19:		20:	21:	22:	23:			
YR/E 19:		20:	21:	22:	23:-\$4			
YR	TM	W-L	ERA	SV	IP	HR	BB/K	WHIP
23	AAA	6-0	2.25	10	36.0	2	17/42	1.139
23	SDP	1-1	4.33	0	27.0	5	9/35	1.259
24	SDP	2-2	4.17	0	40	5	17/48	1.302

BABIP: 0.262 K/9: 10.50 BB/9: 4.25 HR/9: 0.50

Clayton Kershaw

Throws: L		Age: 36						
YR/C 19:\$20		20:\$26	21:\$25	22:\$16		23:\$17		
YR/E 19:\$29		20:\$36	21:\$15	22:\$26		23:\$25		
YR	TM	W-L	ERA	SV	IP	HR	BB/K	WHIP
21	LAD	10-8	3.55	0	121.7	15	21/144	1.023
22	LAD	12-3	2.28	0	126.3	10	23/137	0.944
23	LAD	13-5	2.46	0	131.7	19	40/137	1.063
24	FA	5-4	3.80	0	80	6	22/81	1.095

He had surgery in late October to repair his left shoulder, that's his pitching shoulder, and has said he hopes to play at some point this year. He's been remarkably successful since his body started failing in 2016, but should not be counted on for anything in 2024.

Dallas Keuchel

Throws: L		Age: 36						
YR/C	19:\$5	20:\$10	21:\$10	22:\$1	23:			
YR/E	19:\$2	20:\$29	21:\$1	22:-\$8	23:-\$12			
YR	TM	W-L	ERA	SV	IP	HR	BB/K	WHIP
21	CHW	9-9	5.28	0	162.0	25	59/95	1.531
22	- - -	2-9	9.20	0	60.7	11	31/45	2.076
23	AAA	1-0	1.13	0	32.0	3	12/28	1.250
23	MIN	2-1	5.97	0	37.7	3	18/25	1.671
24	FA	4-6	5.25	0	80	10	34/52	1.677

BABIP: 0.281 K/9: 7.88 BB/9: 3.38 HR/9: 0.84

Yusei Kikuchi

Throws: L		Age: 33		\$4				
YR/C 19:	20:\$3	21:\$6	22:\$6	23:\$2	2024			
YR/E 19:\$17	20:-\$8	21:-\$2	22:-\$2	23:\$8	Bid Price			
YR	TM	W-L	ERA	SV	IP	HR	BB/K	WHIP
21	SEA	7-9	4.41	0	157.0	27	62/163	1.318
22	TOR	6-7	5.19	1	100.7	23	58/124	1.507
23	TOR	11-6	3.86	0	167.7	27	48/181	1.270
24	TOR	9-7	4.35	0	150	14	55/164	1.322

He's been effective in the majors when he isn't allowing homers, but unfortunately he isn't allowing homers too little of the time. He walked far fewer hitters last year than in the past and cut his homer allowed rate to its lowest, not counting the short 2020 season, which along with a healthy win total earned him positive value for the first time. He's a risky play with some little chance of repeating.

Caleb Kilian

Throws: R		Age: 27						
YR/C 19:	20:	21:	22:	23:				
YR/E 19:	20:	21:	22:	23:				
YR	TM	W-L	ERA	SV	IP	HR	BB/K	WHIP
23	AAA	8-3	4.56	0	120.3	17	36/95	1.322
BABIP: 0.297		K/9: 7.11		BB/9: 2.69		HR/9: 1.27		

BABIP: 0.297 K/9: 7.11 BB/9: 2.69 HR/9: 1.27

Craig Kimbrel

YR/C	19:\$8	20:\$15	21:\$12	22:\$15	23:\$8	2024		
YR/E	19:\$4	20:-\$6	21:\$19	22:\$5	23:\$16	Bid Price		
YR	TM	W-L	ERA	SV	IP	HR	BB/K	WHIP
21	---	4-5	2.26	24	59.7	6	23/100	0.912
22	LAD	6-7	3.75	22	60.0	4	28/72	1.317
23	PHI	8-6	3.26	23	69.0	10	28/94	1.043
24	BAL	6-6	3.30	29	65	5	27/89	1.107

He's become too inconsistent to hold the closer

role himself alone, it seems, but he's been able to put together enough solid stretches to share the job each of the last three years. He is still throwing enough strikeouts with enough velocity to be helpful to any fantasy team as long as he comes at a discount. In Baltimore he becomes a challenge for Yennier Cano, who I had already discounted.

John King

Throws: L		Age: 30						
YR/C 19:		20:	21:	22:	23:			
YR/E 19:		20:-\$6	21:\$0	22:-\$3	23:-\$5			
YR	TM	W-L	ERA	SV	IP	HR	BB/K	WHIP
21	TEX	7-5	3.52	0	46.0	3	12/40	1.152
22	TEX	1-4	4.03	0	51.3	5	14/30	1.468
23	- - -	2-1	3.61	0	37.3	2	10/20	1.475
24	STL	3-3	3.44	0	50	5	14/32	1.410

Michael King

Throws: R		Age: 29		\$11				
YR/C 19:	20:	21:	22:	23:\$3	2024			
YR/E 19:	20:-\$12	21:-\$3	22:\$6	23:\$15	Bid Price			
YR	TM	W-L	ERA	SV	IP	HR	BB/K	WHIP
21	NY Yankees	2-4	3.55	0	63.3	6	24/62	1.284
22	NY Yankees	6-3	2.29	1	51.0	3	16/66	1.000
23	NY Yankees	4-8	2.75	6	104.7	10	32/127	1.146
24	San Diego	8-8	3.31	0	130	14	42/151	1.162

Shifted to full-time starting on August 24 (he made one earlier start in August) and was limited, pitching more than five innings just twice. He was also effective, allowing more than one run just once, in a meaningless game against the Royals on October 1. His success as a reliever and a starter gives the Padres options, but they will almost certainly have him in the middle of their rotation, as the most solid piece they received in return for their superstar Soto.

Tyler Kinley

Throws: R		Age: 33						
YR/C 19:		20:	21:	22:	23:			
YR/E 19:-\$5		20:-\$6	21:-\$5	22:	23:			
YR	TM	W-L	ERA	SV	IP	HR	BB/K	WHIP
21	COL	3-2	4.73	0	70.3	12	26/68	1.213
24	COL	2-4	4.68	6	60	7	22/61	1.326

George Kirby

Throws: R		Age: 26		\$25				
YR/C 19:	20:	21:	22:	23:\$17	2024			
YR/E 19:	20:	21:	22:\$5	23:\$29	Bid Price			
YR	TM	W-L	ERA	SV	IP	HR	BB/K	WHIP
22	SEA	8-5	3.39	0	130.0	13	22/133	1.208
23	SEA	13-10	3.35	0	190.7	22	19/172	1.038
24	SEA	13-9	3.39	0	190	18	25/181	1.089

Two fastballs thrown 60 percent of the time, with the riding four-seamer dominating hitters, plus a good slider to change things up. The rest of his repertoire is dressing, which is just fine. What sets him apart is his control. He led the league in BB%, walking just 2.5 percent of hitters plate appearances. Those fastballs lead to a fair amount of contact, he's not a strikeout leader, but with so few runners on base he's pretty much always in the game. That makes him a second-tier ace for fantasy.

Andrew Kittredge

Throws: R		Age: 34		\$2				
YR/C 19:	20:	21:	22:\$12	23:	2024			
YR/E 19:-\$2	20:	21:\$17	22:	23:	Bid Price			
YR	TM	W-L	ERA	SV	IP	HR	BB/K	WHIP
21	TBR	9-3	1.88	8	71.7	7	15/77	0.983
24	STL	6-3	3.22	5	55	4	11/53	1.054

non-throwing arm. When he returned he was optioned to Triple-A, where he spent most of the rest of the season. He struggled with his control last year, in the majors and the minors, and allowed 16 homers in 46.7 innings, which was the worst rate of any pitcher with more than 40 innings pitched. Home runs allowed have always been a problem for him, one exacerbated by all the free passes he gives away. He'd been quietly effective in 2021 and 2022 and could be again if healthier and luckier, but with limited upside potential at this point he should be a tough sell, even in only leagues.

Derek Law

Throws: R		Age: 34						
YR/C 19:		20:	21:	22:	23:			
YR/E 19: \$9		20:	21:	22:	23: \$2			
YR	TM	W-L	ERA	SV	IP	HR	BB/K	WHIP
23	CIN	4-6	3.60	2	55.0	6	26/45	1.382
24	FA	3-3	3.87	1	40	3	18/34	1.416

Casey Lawrence

Throws: R		Age: 37						
YR/C 19:	20:	21:	22:	23:				
YR/E 19:	20:	21:	22:	23:-\$10				
YR	TM	W-L	ERA	SV	IP	HR	BB/K	WHIP
23	AAA	4-8	4.76	0	104.0	18	31/90	1.394
23	STL	1-0	6.59	0	27.3	7	10/20	1.538

BABIP: 0.309 K/9: 7.79 BB/9: 2.68 HR/9: 1.56

Justin Lawrence

Throws: R		Age: 30		\$4				
YR/C 19:	20:	21:	22:	23:	2024			
YR/E 19:	20:	21:	22:-\$5	23:\$2	Bid Price			
YR	TM	W-L	ERA	SV	IP	HR	BB/K	WHIP
22	COL	3-1	5.70	1	42.7	3	22/48	1.564
23	COL	4-7	3.72	11	75.0	5	36/78	1.347
24	COL	3-4	3.96	21	60	5	32/63	1.474

Since the Rockies, a team that almost had a collective negative WAR last season, might do anything, you can't count Lawrence as either in or out as the team's closer. Not now or when they start saying what they will do. They did end up turning to Tyler Kinley last year down the stretch, which wasn't intuitive. Lawrence is a sinker-slider pitcher who hasn't had a problem with the long ball in Colorado, but who has walked a fair number of major league hitters in his major league years (5.16 per 9 innings). A little bid is appropriate at this point, he might end up with the job again, but probably not.

Kyle Leahy

Throws: L		Age: 27						
YR/C 19:	20:	21:	22:	23:				
YR/E 19:	20:	21:	22:	23:				
YR	TM	W-L	ERA	SV	IP	HR	BB/K	WHIP
23	AAA	5-4	6.26	0	83.3	15	39/92	1.717
BABIP: 0.374		K/9: 9.94		BB/9: 4.21		HR/9: 1.62		

BABIP: 0.374 K/9: 9.94 BB/9: 4.21 HR/9: 1.62

Wade LeBlanc

Throws: L		Age: 40						
YR/C 19:\$4		20:	21:	22:	23:			
YR/E 19:-\$13		20:-\$12	21:-\$4	22:	23:			
YR	TM	W-L	ERA	SV	IP	HR	BB/K	WHIP
21	- - -	0-2	4.41	0	49.0	8	17/29	1.490

Jose Leclerc

Throws: R			Age: 31			\$11					
YR/C 19:\$18		20:\$14		21:\$5		22:		23:\$11		2024	
YR/E 19:\$2		20:		21:		22:\$1		23:\$5		Bid Price	
YR	TM	W-L	ERA	SV	IP	HR	BB/K	WHIP			
22	TEX	0-3	2.83	7	47.7	5	21/54	1.144			
23	TEX	0-2	2.68	4	57.0	5	28/67	1.140			
24	TEX	2-3	3.46	24	60	4	29/68	1.220			

Was announced as the Rangers closer at the start of the season, but before landing on the IL with an ankle sprain he lost what turned out to be a shared job. He pitched well after he returned and ended up closing the last few weeks of the season and on into the playoffs. The Rangers picked up his option this year and he's the likely No. 1 in the pen going into the season, with the skills to support that. It should be noted that they have had opportunities to turn to him before and he's not held the job.

Dylan Lee

Throws: L		Age: 30						
YR/C 19:	20:	21:	22:	23:				
YR/E 19:	20:	21:	22:\$6	23:				
YR	TM	W-L	ERA	SV	IP	HR	BB/K	WHIP
22	ATL	5-1	2.13	0	50.7	5	10/59	0.996
24	ATL	3-1	3.46	0	40	3	11/43	1.183

Casey Legumina

Throws: R		Age: 27						
YR/C 19:	20:	21:	22:	23:				
YR/E 19:	20:	21:	22:	23:				
YR	TM	W-L	ERA	SV	IP	HR	BB/K	WHIP
23	AAA	2-1	4.68	0	32.7	3	13/40	1.621
BABIP: 0.402 K/9: 11.02 BB/9: 3.58 HR/9: 0.83								

BABIP: 0.402 K/9: 11.02 BB/9: 3.58 HR/9: 0.83

Jack Leiter

Throws: R		Age: 23						
YR/C 19:	20:	21:	22:	23:				
YR/E 19:	20:	21:	22:	23:				
YR	TM	W-L	ERA	SV	IP	HR	BB/K	WHIP
23	AA	2-6	5.19	0	85.0	16	49/114	1.459
BABIP: 0.316 K/9: 12.07 BB/9: 5.19 HR/9: 1.69								

BABIP: 0.316 K/9: 12.07 BB/9: 5.19 HR/9: 1.69

Jack Leiter

Throws: R		Age: 24						
YR/C 19:	20:	21:	22:	23:				
YR/E 19:	20:	21:	22:	23:				
YR	TM	W-L	ERA	SV	IP	HR	BB/K	WHIP
23	AA	2-6	5.19	0	85.0	16	49/114	1.459

A college star with a multiple major-league pedigree was supposed to advance quickly, but he's struggled with his control in the minors as a pro. If he can figure it out he's got solid mid-rotation skills, but looks farther away from the bigs than he did post draft three years ago.

Mark Leiter Jr.

Throws: R		Age: 33						
YR/C 19:	20:	21:	22:	23:	2024			
YR/E 19:	20:	21:	22:-\$2	23:\$4	Bid Price			
YR	TM	W-L	ERA	SV	IP	HR	BB/K	WHIP
22	CHC	2-7	3.99	3	67.7	10	25/73	1.146
23	CHC	1-3	3.50	4	64.3	7	24/77	1.120
24	CHC	2-3	3.92	3	65	5	24/74	1.134

His struggles as a starter in 2022 landed him in the bullpen, which worked much better for him. Success carried over to last year, where he was the Cubs primary setup guy. His grip on that role is tenuous at best, so even in holds leagues his draft day value figures to be muted.

Dominic Leone

Throws: R		Age: 33						
YR/C 19:	20:	21:	22:	23:				
YR/E 19:-\$7	20:	21:\$7	22:\$1	23:-\$7				
YR	TM	W-L	ERA	SV	IP	HR	BB/K	WHIP
21	SFG	4-5	1.51	2	53.7	2	22/50	1.109
22	SFG	4-5	4.01	3	49.3	6	24/52	1.609
23	- - -	1-3	4.67	1	54.0	14	28/54	1.426
24	FA	3-4	3.84	2	50	6	24/50	1.415

Dylan Lesko

Throws: R		Age: 21						
YR/C 19:	20:	21:	22:	23:				
YR/E 19:	20:	21:	22:	23:				
YR	TM	W-L	ERA	SV	IP	HR	BB/K	WHIP
23	A	1-5	5.45	0	33.0	3	22/52	1.545

He didn't pitch in 2022 because of TJ, but he did get drafted No. 17 overall. Last year he pitched 33 innings between the complex, Single-A, and High-A. He struck out a ton of minor leaguers, but he walked a ton as well. He's not likely to make the big club for a couple of years, but should already be on your radar. He's the type of talent that can arrive at any time. PADRES

Matthew Liberatore

Throws: L		Age: 25						
YR/C 19:	20:	21:	22:	23:				
YR/E 19:	20:	21:	22:-\$5	23:-\$10				
YR	TM	W-L	ERA	SV	IP	HR	BB/K	WHIP
22	STL	2-2	5.97	0	34.7	5	18/28	1.754
23	AAA	4-3	4.18	0	64.7	8	38/84	1.484
23	STL	3-6	5.25	0	61.7	5	25/46	1.475
24	STL	2-4	4.68	0	45	4	20/35	1.526
BABIP: 0.333 K/9: 11.69 BB/9: 5.29 HR/9: 1.11								

BABIP: 0.333 K/9: 11.69 BB/9: 5.29 HR/9: 1.11

Zack Littell

Throws: R		Age: 29						
YR/C 19:		20:	21:	22:	23:			
YR/E 19:\$2		20:	21:\$4	22:-\$7	23:\$2			
YR	TM	W-L	ERA	SV	IP	HR	BB/K	WHIP
21	SFG	4-0	2.92	2	61.7	7	24/63	1.144
22	SFG	3-3	5.08	1	44.3	8	13/39	1.383
23	- - -	3-6	4	0	90.0	13	12/74	1.178
24	TBR	7-7	4.30	1	140	14	31/121	1.243

Started last year in the Boston bullpen, stumbled and was released, claimed off waivers by the Rays and hit the IL with shoulder fatigue in late May. He started working as an opener and then, at the end of July, became a standard starter. In the games he started between July 30 and September 23 he had a 3.38 ERA (4.04 FIP, 4.33 xFIP), only struck out 6.61/9 but walked only .70/9. He's going to get another chance in the rotation this year and is very unlikely to have an ERA in the 3s.

Luke Little

Throws: L		Age: 24						
YR/C 19:	20:	21:	22:	23:				
YR/E 19:	20:	21:	22:	23:				
YR	TM	W-L	ERA	SV	IP	HR	BB/K	WHIP
23	A+	5-2	2.12	1	63.7	1	42/105	1.287
BABIP: 0.331 K/9: 14.84 BB/9: 5.94 HR/9: 0.14								

BABIP: 0.331 K/9: 14.84 BB/9: 5.94 HR/9: 0.14

Ben Lively

Throws: R		Age: 32						
YR/C 19:		20:	21:	22:	23:			
YR/E 19:		20:	21:	22:	23:-\$9			
YR	TM	W-L	ERA	SV	IP	HR	BB/K	WHIP
23	AAA	4-0	4.68	0	32.7	5	12/22	1.254
23	CIN	4-7	5.38	0	88.7	20	25/79	1.364
24	CLE	2-4	5.06	0	50	11	14/45	1.369

Signed with Cleveland.

Player Name

Mauricio Llovera

Throws: R		Age: 28						
YR/C 19:	20:	21:	22:	23:				
YR/E 19:	20:	21:	22:	23:-\$7				
YR	TM	W-L	ERA	SV	IP	HR	BB/K	WHIP
23	---	2-3	4.89	0	35.0	3	15/29	1.457
24	BOS	1-2	4.41	0	30	3	13/27	1.460

Jonathan Loaisiga

Throws: R		Age: 30						
YR/C 19:\$2	20:\$3	21:\$1	22:\$4	23:\$1				
YR/E 19:-\$5	20:\$0	21:\$14	22:-\$5	23:				
YR	TM	W-L	ERA	SV	IP	HR	BB/K	WHIP
21	NY Y	9-4	2.17	5	70.7	3	16/69	1.026
22	NY Y	2-3	4.13	2	48.0	3	19/37	1.292
24	NY Y	3-3	3.07	3	50	4	14/40	1.137

Elbow issues that led to surgery caused him to miss most of last year, and after returning he ended up on the IL again with elbow inflammation, ending his season. Clearly skilled but not dominating, injury issues make him a bad bet this year.

Nick Lodolo

Throws: L		Age: 26		\$9				
YR/C 19:	20:	21:	22:\$2	23:\$14	2024			
YR/E 19:	20:	21:	22:-\$1	23:-\$13	Bid Price			
YR	TM	W-L	ERA	SV	IP	HR	BB/K	WHIP
22	CIN	4-7	3.66	0	103.3	13	39/131	1.251
23	CIN	2-1	6.29	0	34.3	10	10/47	1.749
24	CIN	6-7	4.15	0	120	14	41/152	1.376

He hit the IL in May with a calf injury, but upon further examination that turned out to be a lower leg stress fracture. He made a few rehab starts in August but was shut down again with another stress reaction in his tibia, ending his season. He's a former top prospect, a No. 7 overall in 2019, who has dominated in the major leagues when he isn't allowing homers. That's a recurring theme for pitchers playing for the Reds, even those who throw lots of grounders and strikeouts, as Lodolo does. Assuming he's healthy next year, he should be a solid starter with ace potential if he comes up with a way to better control the long ball.

Zach Logue

Throws: L		Age: 28						
YR/C 19:	20:	21:	22:	23:				
YR/E 19:	20:	21:	22:-\$10	23:				
YR	TM	W-L	ERA	SV	IP	HR	BB/K	WHIP
22	OAK	3-8	6.79	0	57.0	13	20/42	1.544
23	AAA	3-10	6.58	0	90.3	20	44/85	1.739

BABIP: 0.348 K/9: 8.47 BB/9: 4.38 HR/9: 1.99

Sam Long

Throws: L		Age: 29						
YR/C 19:	20:	21:	22:	23:				
YR/E 19:	20:	21:	22:-\$5	23:-\$11				
YR	TM	W-L	ERA	SV	IP	HR	BB/K	WHIP
21	SFG	2-1	5.53	0	40.7	5	15/38	1.294
22	SFG	1-3	3.61	1	42.3	8	14/33	1.259
23	OAK	0-1	5.60	2	45.0	5	21/32	1.556

Jacob Lopez

Throws: L		Age: 26						
YR/C 19:	20:	21:	22:	23:				
YR/E 19:	20:	21:	22:	23:				
YR	TM	W-L	ERA	SV	IP	HR	BB/K	WHIP
23	AA	4-5	2.68	0	107.3	9	56/132	1.193

BABIP: 0.263 K/9: 11.07 BB/9: 4.70 HR/9: 0.75

Jorge Lopez

Throws: R		Age: 31						
YR/C 19:	20:	21:	22:\$1	23:\$6				
YR/E 19:-\$17	20:-\$12	21:-\$3	22:\$11	23:-\$11				
YR	TM	W-L	ERA	SV	IP	HR	BB/K	WHIP
21	BAL	3-14	6.07	0	121.7	21	56/112	1.634
22	---	4-7	2.54	23	71.0	4	31/72	1.183
23	---	6-2	5.95	3	59.0	12	22/49	1.508
24	NYM	4-5	4.40	7	65	6	27/60	1.453

His 2022 season was magic. He converted to relieving, ended up a closer, set career highs for strikeouts and the lowest homer allowed rate. Actually, 2022 was magic in Baltimore, but soured in Minneapolis. Then last year he regressed to his starter skill-set, with fewer strikeouts and lots of homers allowed. He'll be in the Mets pen this year, probably not in a high-leverage role.

Pablo Lopez

Throws: R		Age: 28		\$21				
YR/C 19:\$2	20:\$3	21:\$14	22:\$15	23:\$13	2024			
YR/E 19:-\$2	20:\$11	21:\$9	22:\$8	23:\$19	Bid Price			
YR	TM	W-L	ERA	SV	IP	HR	BB/K	WHIP
21	MIA	5-5	3.07	0	102.7	11	26/115	1.125
22	MIA	10-10	3.75	0	180.0	21	53/174	1.167
23	MIN	11-8	3.66	0	194.0	24	48/234	1.155
24	MIN	11-9	3.62	0	190	19	50/213	1.155

For the second year in a row he remained healthy, and during his first year in Minnesota he regained the strikeout punch he showed in his abbreviated 2021 campaign. Part of that was the addition of a strong slider, replacing his weak cutter and some curve balls. Credit the changes and expect more and better from him going forward, so long as he stays healthy.

Reynaldo Lopez

Throws: R		Age: 30		\$2				
YR/C 19:\$7	20:\$5	21:	22:\$2	23:\$5	2024			
YR/E 19:-\$13	20:-\$7	21:\$4	22:\$7	23:\$4	Bid Price			
YR	TM	W-L	ERA	SV	IP	HR	BB/K	WHIP
21	CHW	4-4	3.43	0	57.7	10	13/55	0.962
22	CHW	6-4	2.76	0	65.3	1	11/63	0.952
23	---	3-7	3.27	6	66.0	8	34/83	1.273
24	ATL	4-5	3.57	4	60	7	22/67	1.151

Has signed a three-year deal with the Braves worth \$30M, at least. The move to a relief role in 2022 seems to have worked, though he hasn't been much of a fantasy earner. He struggled with his control last year, but that came with a big jump in strikeouts. There's probably a balancing point to be found that will work, but the fantasy issue is that the Braves are talking about stretching him back out to a starting role. In his career, he's got a 4.73 ERA as a starter with a .780 OPS allowed. As a reliever, his ERA has been 3.01 with a .602 OPS. In relief, he'll be working in a stacked bullpen with limited access to the high-leverage innings, while as a starter he'll have to show that he can be dominant enough to last three times through the lineup.

Michael Lorenzen

Throws: R		Age: 32		\$4				
YR/C 19:	20:\$2	21:\$2	22:\$1	23:\$2	2024			
YR/E 19:\$9	20:-\$2	21:-\$7	22:-\$4	23:\$6	Bid Price			
YR	TM	W-L	ERA	SV	IP	HR	BB/K	WHIP
21	CIN	1-2	5.59	4	29.0	2	14/21	1.379
22	LAA	8-6	4.24	0	97.7	11	44/85	1.286
23	---	9-9	4.18	1	153.0	20	47/111	1.209
24	FA	9-9	4.08	0	140	17	50/107	1.266

After no-hitting the Nationals on August 7, in

his second start after being traded to the Phil- lies, he collapsed, going 2-2 with an 8.01 ERA (6.98 FIP). Before the trade, with the Tigers, he was solid (2.30 BB/9) if not dominating (7.07 K/9). Last year was the first in which he's made 25 starts and the bump in innings from 2022 (up 55 innings) may have led to fatigue. He'll get a fresh start and has a chance to establish himself as a back of the rotation regular.

Aaron Loup

Throws: L		Age: 37						
YR/C 19:	20:	21:	22:\$1	23:				
YR/E 19:	20:\$10	21:\$13	22:-\$5	23:-\$15				
YR	TM	W-L	ERA	SV	IP	HR	BB/K	WHIP
21	NYM	6-0	0.95	0	56.7	1	16/57	0.943
22	LAA	0-5	3.84	1	58.7	4	22/52	1.306
23	LAA	2-3	6.10	1	48.7	6	20/45	1.745
24	FA	2-3	3.84	1	50	5	19/46	1.426

Easton Lucas

Throws: L		Age: 28						
YR/C 19:	20:	21:	22:	23:				
YR/E 19:	20:	21:	22:	23:				
YR	TM	W-L	ERA	SV	IP	HR	BB/K	WHIP
23	AA	1-0	3.86	1	46.7	9	17/51	1.370

BABIP: 0.314 K/9: 9.84 BB/9: 3.28 HR/9: 1.74

Joey Lucchesi

Throws: L		Age: 31						
YR/C 19:	20:	21:	22:	23:				
YR/E 19:	20:	21:	22:	23:\$0				
YR	TM	W-L	ERA	SV	IP	HR	BB/K	WHIP
21	NYM	1-4	4.46	0	38.3	4	11/41	1.181
23	A+	6-5	4.42	0	89.7	12	41/83	1.371
23	NYM	4-0	2.89	0	46.7	4	17/32	1.306
24	NYM	6-6	3.72	0	110	10	39/89	1.315

His low ERA last year was an illusion built on good LOB% luck, but on the whole he didn't pitch poorly. He was sent down in May after a string of short starts and then suffered a knee injury, which kept him out until August. After his recall he made a string of good starts, demonstrating his health and perhaps raising rotation expectations for this year. A career-low strikeout rate last year and a career high walk rate are not usually harbingers of future success, but given his health issues in the past maybe he'll be able to do something if he gets a fresh start.

Lucas Luetge

Throws: L		Age: 37						
YR/C 19:	20:	21:	22:\$1	23:				
YR/E 19:	20:	21:\$6	22:\$3	23:				
YR	TM	W-L	ERA	SV	IP	HR	BB/K	WHIP
21	NY Y	4-2	2.74	1	72.3	6	15/78	1.137
22	NY Y	4-4	2.67	2	57.3	4	17/60	1.401

Seth Lugo

Throws: R		Age: 35		\$3				
YR/C 19:\$1	20:\$4	21:\$1	22:\$1	23:\$2	2024			
YR/E 19:\$17	20:-\$3	21:-\$3	22:-\$1	23:\$11	Bid Price			
YR	TM	W-L	ERA	SV	IP	HR	BB/K	WHIP
21	NYM	4-3	3.50	1	46.3	6	19/55	1.302
22	NYM	3-2	3.60	3	65.0	9	18/69	1.169
23	SDP	8-7	3.57	0	146.3	19	36/140	1.203
24	FA	8-8	4.01	0	150	18	39/144	1.250

Did a solid job as a back-of-the-rotation arm last year but allowed too many homers for me or you to feel comfortable expecting him to repeat. Give him a puncher's chance to be useful in an AL-only, especially when the threat of homers is low, and be ready to bail if things go

south. Note that the KCBC’s Kauffman Stadium is in the bottom third for HRs allowed by both right-handed and left-handed hitters. Savvy move!

Jesus Luzardo									
Throws:	L	Age:	27	\$14					
YR/C 19:\$8	20:\$15	21:\$17	22:\$5	23:\$14	2024				
YR/E 19:	20:\$1	21:-\$6	22:\$8	23:\$14	Bid Price				

YR	TM	W-L	ERA	SV	IP	HR	BB/K	WHIP
21	---	6-9	6.61	0	95.3	20	48/98	1.619
22	MIA	4-7	3.32	0	100.3	10	35/120	1.039
23	MIA	10-10	3.58	0	178.7	22	55/208	1.214
24	MIA	9-10	3.88	0	160	14	55/184	1.234

After a long wait, Luzardo finally had a year of health and effectiveness. He’s got enough strikeout oomph and control at this point to break out, if things go the right way for him. That’s no guarantee, especially because he struggled against righties last summer and he was hit hard on the road, but those potential issues can be addressed. If he figures out how to adjust to fix them his power and control will be a big plus.

Jordan Lyles									
Throws: R			Age: 34						
YR/C 19:\$1		20:\$3		21:\$1		22:\$1		23:\$1	
YR/E 19:\$4		20:-\$14		21:-\$4		22:\$2		23:-\$17	
YR	TM	W-L	ERA	SV	IP	HR	BB/K	WHIP	
21	TEX	10-13	5.15	0	180.0	38	56/146	1.389	
22	BAL	12-11	4.42	0	179.0	26	52/144	1.385	
23	KCR	6-17	6.28	0	177.7	39	45/120	1.244	
24	KCR	8-13	4.92	0	160	18	44/118	1.325	

He only struck out 6.08 per 9 last year, but the key stat is his 56-percent LOB%, which indicates he was likely unlucky. The problem for Lyles, however, is that he’s just too hittable. I’m sure when the Royals signed him for two years before last season they were hoping to get the 2022 Lyles, who made 32 starts with a 4.40 ERA. That is peak Lyles, pretty much a breakeven fantasy player in AL Only leagues if you spent the minimum.

Daniel Lynch								
Throws: L			Age: 28					
YR/C 19:	20:	21:	22:\$1	23:\$1				
YR/E 19:	20:	21:-\$3	22:\$1	23:-\$4				
YR	TM	W-L	ERA	SV	IP	HR	BB/K	WHIP
21	KCR	4-6	5.69	0	68.0	9	31/55	1.632
22	KCR	4-13	5.13	0	131.7	21	52/122	1.578
23	KCR	3-4	4.64	0	52.3	9	16/34	1.262
24	KCR	6-9	4.48	0	120	19	44/97	1.447

Lance Lynn									
Throws:	R	Age:	37	\$5					
YR/C 19:\$3	20:\$18	21:\$24	22:\$19	23:\$14	2024				
YR/E 19:\$18	20:\$28	21:\$25	22:\$3	23:-\$17	Bid Price				

YR	TM	W-L	ERA	SV	IP	HR	BB/K	WHIP
21	CHW	11-6	2.69	0	157.0	18	45/176	1.070
22	CHW	8-7	3.99	0	121.7	19	19/124	1.139
23	---	13-11	6	0	183.7	44	67/191	1.394
24	STL	12-9	4.53	0	170	15	51/176	1.271

It was a truly bad year for Lynn split between the White Sox and the Dodgers. Given his age he’s probably toast, especially with his velocity down nearly a mile and a half per hour since 2021, his last effective season, but he was useful as recently as 2022 so it makes some sense to give him a chance.

Andres Machado

Throws: R
Age: 31

YR/C 19:	20:	21:	22:	23:				
YR/E 19:	20:	21:-\$5	22:-\$2	23:-\$6				
YR	TM	W-L	ERA	SV	IP	HR	BB/K	WHIP
21	WSN	1-2	3.53	0	35.7	4	15/30	1.278
22	WSN	2-0	3.34	0	59.3	7	26/46	1.371
23	WSN	4-1	5.22	0	50.0	12	13/43	1.320

Ty Madden									
Throws: R			Age: 23						
YR/C 19:		20:	21:	22:		23:			
YR/E 19:		20:	21:	22:		23:			
YR	TM	W-L	ERA	SV	IP	HR	BB/K	WHIP	
23	AA	3-4	3.43	0	118.0	16	50/146	1.280	
BABIP: 0.308			K/9: 11.14		BB/9: 3.81		HR/9: 1.22		

BABIP: 0.308 K/9: 11.14 BB/9: 3.81 HR/9: 1.22

Kenta Maeda										\$9
Throws: R		Age: 36								
YR/C 19:		20:	21:\$5		22:	23:\$5		2024		
YR/E 19:\$16		20:\$46		21:-\$1		22:		23:\$4 Bid Price		
YR	TM	W-L	ERA	SV	IP	HR	BB/K	WHIP		
21	MIN	6-5	4.66	0	106.3	16	32/113	1.301		
23	MIN	6-8	4.23	0	104.3	17	28/117	1.170		
24	DET	9-10	4.16	0	150	18	40/164	1.186		

Signed with the Tigers after a partially successful comeback from TJ that caused him to miss all of the 2022 season. He missed time after a triceps strain in late April sent him to the IL for two months last year, but was solid enough the rest of the way to earn a nice contract for the next two years. His big issue, as it has been throughout his career, is the number of homers he allows. We’d like to see one per nine innings, but in his major league career he’s allowed 25 percent more (1.24), and last year he allowed 1.47. That makes him a tough sell in shallower fantasy formats, but a potential contributor in AL-only.

Tyler Mahle								
Throws: R			Age: 30					
YR/C		19:\$1	20:\$1	21:\$10	22:\$13	23:\$7		
YR/E		19:-\$5	20:\$6	21:\$10	22:-\$4	23:-\$1		
YR	TM	W-L	ERA	SV	IP	HR	BB/K	WHIP
21	CIN	13-6	3.75	0	180.0	24	64/210	1.233
22	- - -	6-8	4.40	0	120.7	16	43/126	1.223
23	MIN	1-2	3.16	0	25.7	5	5/28	1.051

He had such a rock-solid season in 2021, many of us thought we were one home-happy ballpark away from finding an ace, but since then Mahle finally escaped the Great American Ballpark, but stumbled in Minnesota. Not that he pitched much. He had TJ last May, so his new two-year pact with the Rangers is targeted mostly at 2025. Mahle may return this summer, but most pitchers struggle with their control the first few months back even after successful surgery. Maybe he’s worth a stash if you have unlimited IL spots.

Sean Manaea					\$4
Throws: L	Age: 32				
YR/C 19:	20:\$13	21:\$11	22:\$16	23:\$9	2024
YR/E 19:\$6	20:\$2	21:\$8	22:-\$9	23:\$1	Bid Price

Some people (I raise my hand) traded for Manaea at mid-season in an attempt to improve their pitching. And it kind of worked out. Manaea was solid in August and September,

reversing the first half’s ungainly momentum, though his estimated ERAs were mixed up enough that you could make the case it was all a matter of good fortune and bad evening out. Now with the Mets, he’s the sort of skilled but not showy pitcher who sometimes has an other worldly season. I’m not saying this is it, but it could happen.

Matt Manning

Throws: R Age: 26

\$1

YR/C 19: 20:\$1 21: 22:\$2 23:\$2 2024

YR/E 19: 20: 21:-\$6 22:-\$2 23:\$7 Bid Price

YR	TM	W-L	ERA	SV	IP	HR	BB/K	WHIP
21	DET	4-7	5.80	0	85.3	10	33/57	1.516
22	DET	2-3	3.43	0	63.0	6	19/48	1.175
23	DET	5-4	3.58	0	78.0	11	21/50	1.038
24	DET	5-6	4.06	0	100	9	31/69	1.228

The No. 9 overall pick in 2016, he was supposed to be a future star, but 45 starts into his major league career he hasn’t show the dominant stuff of stardom. He missed 10 weeks with a fractured foot hit by a comebacker in April and his season ended in early September when he was hit with another comebacker (119 mph off the bat of Giancarlo Stanton). What’s with that? Without more swing and miss he’s unlikely to dominate but he has shown enough control to perhaps hold onto a back of the rotation slot, though it should be noted that his xERA was an unseemly and fantasy unfriendly 5.48. Still, he’s a worthy flier in AL only leagues, if you’re ready to bail quickly if he doesn’t get it going.

Alek Manoah

Throws: R Age: 26

\$4

YR/C 19:	20:	21:	22:\$19	23:\$24	2024
YR/E 19:	20:	21:\$14	22:\$40	23:-\$23	Bid Price

YR	TM	W-L	ERA	SV	IP	HR	BB/K	WHIP
21	TOR	9-2	3.22	0	111.7	12	40/127	1.052
22	TOR	16-7	2.24	0	196.7	16	51/180	0.994
23	TOR	3-9	5.87	0	87.3	15	59/79	1.741
24	TOR	8-8	4.48	0	130	16	60/118	1.354

Everyone knew he’d been at least somewhat lucky his first two years, but no one anticipated the massive correction and breakdown that arrived last year. His season ended with him shut down with inflammation in his throwing arm, but he didn’t require surgery and is expected to be healthy come Spring Training. The Blue Jays say he’ll get every chance to earn his way into the rotation, even though he was sent to the minors twice last year. He lost his ability to control his pitches last year, which led to more walks and also to more bad counts, which led to harder hit balls and more home runs. He struggled with his control in his brief minor league stints so there is no good reason to think he will regain it over this winter. Though of course he’s going to try and he might. He fell so far into the hole last year it’s hard for me to imagine betting on a comeback, but it’s likely someone in your league will.

Joe Mantipty								
Throws: L			Age: 33					
YR/C 19:		20:	21:	22:	23:\$1			
YR/E 19:		20:	21:-\$1	22:\$3	23:-\$3			
YR	TM	W-L	ERA	SV	IP	HR	BB/K	WHIP
21	ARI	0-3	3.40	0	39.7	1	17/38	1.582
22	ARI	2-5	2.85	2	60.0	6	6/61	1.083
23	ARI	2-2	4.62	0	39.0	4	9/28	1.128
24	ARI	2-3	3.72	1	50	6	11/44	1.210

He got some chances to shine during the play-

Player Name

offs last year and he took them, but the numbers weren't much better than the mediocre ones he put up in-season. He doesn't have the punch to add to a fantasy baseball bullpen.

Ron Marinaccio

Throws: R		Age: 29						
YR/C 19:	20:	21:	22:	23:\$1				
YR/E 19:	20:	21:	22:\$2	23:-\$2				
YR	TM	W-L	ERA	SV	IP	HR	BB/K	WHIP
22	NYY	1-0	2.05	0	44.0	2	24/56	1.045
23	NYY	4-5	3.99	2	47.3	6	27/56	1.311
24	NYY	3-3	3.82	1	50	5	28/60	1.262

After a bad stretch in July he was sent to the minors and saw only one inning in the majors after that. He gets some swing and miss but his at bats are marked by pitch and miss, the strike zone that is. I don't know what went wrong in Triple-A after he was sent down, but he struck out 7.63/9 and walked 10.57/9. He needs to show more and better.

Brailyn Marquez

Throws: L		Age: 25						
YR/C 19:		20:	21:	22:	23:			
YR/E 19:		20:	21:	22:	23:			
YR	TM	W-L	ERA	SV	IP	HR	BB/K	WHIP
23	A	1-1	4.99	0	30.7	1	38/44	1.922
BABIP: 0.303 K/9: 12.91 BB/9: 11.15 HR/9: 0.29								

German Marquez

Throws: R		Age: 29						
YR/C 19:\$15		20:\$9	21:\$8	22:\$5		23:\$2		
YR/E 19:\$5		20:\$8	21:\$0	22:-\$6		23:		
YR	TM	W-L	ERA	SV	IP	HR	BB/K	WHIP
21	COL	12-11	4.40	0	180.0	21	64/176	1.272
22	COL	9-13	4.95	0	181.7	30	63/150	1.369

Alec Marsh

Throws: L		Age: 26						
YR/C 19:	20:	21:	22:	23:				
YR/E 19:	20:	21:	22:	23:-\$14				
YR	TM	W-L	ERA	SV	IP	HR	BB/K	WHIP
23	AA	5-3	4.62	0	62.3	5	31/75	1.525
23	KCR	3-9	5.69	0	74.3	16	39/85	1.561
24	KCR	4-9	5.37	0	90	14	46/104	1.549
BABIP: 0.360 K/9: 10.83 BB/9: 4.48 HR/9: 0.72								

Yunior Marte

Throws: R		Age: 29						
YR/C 19:	20:	21:	22:	23:				
YR/E 19:	20:	21:	22:-\$8	23:-\$9				
YR	TM	W-L	ERA	SV	IP	HR	BB/K	WHIP
22	SFG	1-1	5.44	0	48.0	5	22/44	1.438
23	PHI	1-1	5.03	2	39.3	6	17/38	1.628
24	PHI	1-1	4.36	1	40	4	18/38	1.514

Brett Martin

Throws: L		Age: 29						
YR/C 19:		20:	21:	22:	23:			
YR/E 19:--\$6		20:--\$1	21:--\$1	22:--\$4	23:			
YR	TM	W-L	ERA	SV	IP	HR	BB/K	WHIP
21	TEX	4-4	3.18	0	62.3	5	14/42	1.304
22	TEX	1-7	4.14	3	50.0	4	18/40	1.360
24	FA	1-3	3.45	1	30	3	9/23	1.341

Chris Martin

Throws: R		Age: 38				\$3		
YR/C 19:	20:\$1	21:\$5	22:\$2	23:\$2	2024			
YR/E 19:\$5	20:\$11	21:-\$5	22:\$4	23:\$11	Bid Price			
YR	TM	W-L	ERA	SV	IP	HR	BB/K	WHIP
21	ATL	2-4	3.95	1	43.3	4	6/33	1.276
22	---	4-1	3.05	2	56.0	6	5/74	0.982
23	BOS	4-1	1.05	3	51.3	2	8/46	1.033
24	BOS	4-2	2.79	2	60	6	9/60	1.077

He hit the IL early in the season with shoulder inflammation, but missed just two weeks and was fine when he came back. Oddly, his strike-out rate crashed on the year and his walk rate jumped a bit (it was still good) and he was more effective than he'd been in years. Some of that is illusion but he should be a fine setup guy who can close if he's asked to, as he was by the Red Sox last September. Note also his age, which might not be immaterial.

Davis Martin

Throws: R		Age: 27						
YR/C 19:	20:	21:	22:	23:				
YR/E 19:	20:	21:	22:-\$8	23:				
YR	TM	W-L	ERA	SV	IP	HR	BB/K	WHIP
22	CHW	3-6	4.83	0	63.3	8	19/48	1.300

Adrian Martinez

Throws: R		Age: 28						
YR/C 19:	20:	21:	22:	23:				
YR/E 19:	20:	21:	22:-\$8	23:-\$8				
YR	TM	W-L	ERA	SV	IP	HR	BB/K	WHIP
22	OAK	4-6	6.24	0	57.7	13	19/53	1.538
23	AAA	0-7	8.45	0	38.3	9	21/24	2.089
23	OAK	0-2	4.75	0	55.0	8	19/47	1.418
24	OAK	1-3	4.64	0	50	5	17/44	1.449
BABIP: 0.376 K/9: 5.63 BB/9: 4.93 HR/9: 2.11								

Justin Martinez

Throws: R		Age: 23						
YR/C 19:	20:	21:	22:	23:				
YR/E 19:	20:	21:	22:	23:				
YR	TM	W-L	ERA	SV	IP	HR	BB/K	WHIP
23	AAA	2-1	4.20	9	49.3	3	48/67	1.643
BABIP: 0.286 K/9: 12.22 BB/9: 8.76 HR/9: 0.55								

Nick Martinez

Throws: R		Age: 34		\$4				
YR/C 19:	20:	21:	22:\$3	23:\$3	2024			
YR/E 19:	20:	21:	22:\$2	23:\$6	Bid Price			
YR	TM	W-L	ERA	SV	IP	HR	BB/K	WHIP
22	SDP	4-4	3.47	8	106.3	15	41/95	1.291
23	SDP	6-4	3.43	1	110.3	12	40/106	1.260
24	CIN	5-4	3.58	1	110	10	41/102	1.302

He's being paid \$13M for each of two years by the Reds, which I guess sets the bar for projects and odd lots. Martinez qualifies as an odd lot because he's worked the swing position each of the last two years in San Diego. He began and finished last season in the Padres rotation, but in between, he worked in relief. Not long relief, just going for an inning usually. It was a similar role to 2022, his first back from Japan, and could serve as a model for the Reds. He was better as a starter in 2023, but better as a reliever in 2022. Uncertainty and his below-average strikeout profile should keep his price down. Given the Reds young staff and always limited payroll, Martinez could find himself in the rotation or in the bullpen. He doesn't strikeout enough hitters to be of mixed league interest, but in NL Only leagues he could, if he and the Reds get lucky, be a surprising source of wins.

Seth Martinez

Throws: R		Age: 30						
YR/C 19:	20:	21:	22:	23:				
YR/E 19:	20:	21:	22:\$1	23:-\$8				
YR	TM	W-L	ERA	SV	IP	HR	BB/K	WHIP
22	HOU	1-1	2.09	0	38.7	3	14/38	1.047
23	HOU	2-3	5.23	1	43.0	5	19/45	1.488
24	HOU	2-3	3.80	1	45	4	19/46	1.365

Phil Maton

Throws: R		Age: 31						
YR/C 19:		20:	21:	22:	23:			
YR/E 19:-\$8		20:-\$4	21:-\$2	22:-\$5	23:\$6			
YR	TM	W-L	ERA	SV	IP	HR	BB/K	WHIP
21	- - -	6-0	4.73	0	66.7	6	32/85	1.465
22	HOU	0-2	3.84	0	65.7	10	24/73	1.258
23	HOU	4-3	3.00	1	66.0	6	25/74	1.121
24	FA	3-2	3.76	1	65	5	26/74	1.243


A solid middle reliever but he hasn't been the Astros primary setup guy up to this point. Skills are strong enough for more leverage if his team needs it. He spent time on the IL last summer with an elbow strain but came back in September and finished strong.

Yuki Matsui

Throws: L		Age: 29						
YR/C 19:	20:	21:	22:	23:	2024			
YR/E 19:	20:	21:	22:	23:	Bid Price			
YR	TM	W-L	ERA	SV	IP	HR	BB/K	WHIP
21	NPB	0-2	0.63	24	43.0	1	21/59	1.000
22	NPB	1-3	1.92	32	51.7	4	19/83	0.774
23	NPB	2-3	2.20	39	57.3	3	13/72	0.890
24	SD	3-3	3.45	6	60	8	24/74	1.200

In 10 seasons in Japan he had 236 saves, striking out 12 per 9 and walking 4 per 9. That's good, but not necessarily a lock for major league success. But perhaps it's more helpful to look at the last few years. Since 2021, he's struck 12.3, 14.5, and 11.3 per 9, while walking 4.4, 3.3, and 2.0. So, he's a better pitcher today than he was when he was young. He's small (5'8") but throws a spinny fastball that works up in the zone. He also throws a splitter that works down in the zone. In Japan, at least. Short lefties don't usually become closers, five (John Franco, Billy Wagner, Josh Hader, Tippy Martinez, Tom Burgmeier) have 100 or more career saves, but Matsui is in a good position to get a shot at the job and has a fair chance of succeeding with it.

Steven Matz

Throws: L		Age: 33						
YR/C	19:\$7	20:\$7	21:\$2	22:\$8	23:\$4	2024		
YR/E	19:\$2	20:-\$18	21:\$6	22:-\$8	23:\$0	Bid Price		
YR	TM	W-L	ERA	SV	IP	HR	BB/K	WHIP
21	TOR	14-7	3.82	0	150.7	18	43/144	1.338
22	STL	5-3	5.25	0	48.0	8	10/54	1.250
23	STL	4-7	3.86	0	105.0	11	32/98	1.333
24	STL	8-7	4.10	0	120	13	35/115	1.313

A slow start in the rotation landed him in the pen at the end of May, and he shone in that role until July, when he regained the rotation. He pitched well while starting, making four straight quality starts before landing on the IL with a strained lat, ending his season. Clearly his health is an issue, he only pitched 48 innings in 2022, but when he's on he's got fine control and a fastball-changeup combo that keeps hitters off balance.

Tyler Matzek

Throws: L		Age: 34						
YR/C 19:	20:	21:\$2	22:\$2	23:				
YR/E 19:	20:\$7	21:\$2	22:-\$4	23:				
YR	TM	W-L	ERA	SV	IP	HR	BB/K	WHIP
21	ATL	0-4	2.57	0	63.0	3	37/77	1.222
22	ATL	4-2	3.50	1	43.7	3	29/36	1.273
24	ATL	2-2	3.57	0	40	2	24/42	1.284

Dustin May

Throws: R	Age: 27	\$1
YR/C 19:	20:\$6 21:\$10 22:\$1 23:\$12 2024	
YR/E 19:-\$0	20:\$19 21: 22:-\$6 23:\$7	Bid Price

YR	TM	W-L	ERA	SV	IP	HR	BB/K	WHIP
22	LAD	2-3	4.50	0	30.0	3	14/29	1.167
23	LAD	4-1	2.63	0	48.0	1	16/34	0.938
24	LAD	2-1	3.08	0	20	1	7/17	1.000

He pitched effectively in eight of his nine starts last year, but he ended up having July flexor tendon and UCL reconstruction revision surgery. The timetable for his return is midseason, though given his injury history it’s probably best not to count on that. Still, he could be a sneaky cheap pick if your league has unlimited IL slots.

Mike Mayers

Throws: R	Age: 33	
YR/C 19:	20: 21:\$2 22:\$1 23:	
YR/E 19:	20:\$15 21:-\$1 22:-\$9 23:-\$11	

YR	TM	W-L	ERA	SV	IP	HR	BB/K	WHIP
21	LAA	5-5	3.84	2	75.0	11	26/90	1.293
22	LAA	1-1	5.68	0	50.7	15	18/45	1.394
23	AAA	4-5	6.12	0	75.0	13	34/62	1.613
23	KCR	1-2	6.15	0	26.3	4	10/17	1.673

BABIP: 0.320 K/9: 7.44 BB/9: 4.08 HR/9: 1.56

Tim Mayza

Throws: L	Age: 32	
YR/C 19:	20: 21: 22:\$1 23:	
YR/E 19:-\$6	20: 21:\$4 22:\$2 23:\$7	

YR	TM	W-L	ERA	SV	IP	HR	BB/K	WHIP
21	TOR	5-2	3.40	1	53.0	5	12/57	0.981
22	TOR	8-1	3.14	2	48.7	7	12/44	1.120
23	TOR	3-1	1.52	1	53.3	2	15/53	1.220
24	TOR	5-1	2.93	1	55	4	15/54	1.159

He cut his ERA from previous levels by cutting his HR/FB rate, even though he doesn’t allow that many flies. He’s been a solid setup guy with regular holds the last four years he played (he skipped 2020). The kind of guy Steve Moyer would call a safe-as-milk middle reliever.

Chris Mazza

Throws: R	Age: 35	
YR/C 19:	20: 21: 22: 23:	
YR/E 19:	20:-\$1 21:-\$6 22: 23:	

YR	TM	W-L	ERA	SV	IP	HR	BB/K	WHIP
21	TBR	0-0	4.61	1	27.3	3	7/21	1.218

James McArthur

Throws: R	Age: 28	\$6
YR/C 19:	20: 21: 22: 23: 2024	
YR/E 19:	20: 21: 22: 23:	Bid Price

YR	TM	W-L	ERA	SV	IP	HR	BB/K	WHIP
23	AAA	2-3	4.92	1	56.7	6	28/72	1.393
24	KCR	3-3	3.75	13	60	5	22/61	1.333

Acquired off of waivers from the Phillies in May, the Royals made some adjustments to the tall reliever’s approach and transformed him (if September is any indication) into a dominant, closer-like pitcher. One month does not a career make, and his is just one of a number of closer-like arms in the Royals bullpen this year, so it’s possible to get too far ahead on him. But McArthur is a sleeper closer.

Kirk McCarty

Throws: L	Age: 29	
YR/C 19:	20: 21: 22: 23:	
YR/E 19:	20: 21: 22:-\$6 23:	

YR	TM	W-L	ERA	SV	IP	HR	BB/K	WHIP
22	CLE	4-3	4.54	0	37.7	11	13/26	1.344

Shane McClanahan

Throws: L	Age: 27	
YR/C 19:	20: 21: 22:\$17 23:\$27	
YR/E 19:	20: 21:\$5 22:\$34 23:\$12	

YR	TM	W-L	ERA	SV	IP	HR	BB/K	WHIP
21	TBR	10-6	3.43	0	123.3	14	37/141	1.275
22	TBR	12-8	2.54	0	166.3	19	38/194	0.927
23	TBR	11-2	3.29	0	115.0	15	41/121	1.183

Late-August TJ has him out until 2025, maybe even after the start of 2025.

Lance McCullers

Throws: R	Age: 31	
YR/C 19:	20:\$11 21:\$16 22:\$10 23:\$5	
YR/E 19:	20:\$6 21:\$15 22:\$0 23:	

YR	TM	W-L	ERA	SV	IP	HR	BB/K	WHIP
21	HOU	13-5	3.16	0	162.3	13	76/185	1.221
22	HOU	4-2	2.27	0	47.7	4	22/50	1.250
24	HOU	4-3	3.74	0	70	6	31/76	1.253

He’s still recovering from last June’s surgery to repair a tendon and remove a bone spur in his pitching forearm. The Astros have said they don’t expect him back until July or so. He’s a heckuva a pitcher when healthy, but that hasn’t been often.

T.J. McFarland

Throws: L	Age: 35	
YR/C 19:	20: 21: 22:\$1 23:	
YR/E 19:-\$10	20:-\$2 21:\$1 22:-\$8 23:	

YR	TM	W-L	ERA	SV	IP	HR	BB/K	WHIP
21	STL	4-1	2.56	0	38.7	3	9/21	1.073
22	STL	0-0	6.61	0	32.7	5	11/16	1.646
23	AAA	5-2	2.30	1	62.7	2	28/67	1.276

BABIP: 0.303 K/9: 9.62 BB/9: 4.02 HR/9: 0.29

Griff McGarry

Throws: R	Age: 25	
YR/C 19:	20: 21: 22: 23:	
YR/E 19:	20: 21: 22: 23:	

YR	TM	W-L	ERA	SV	IP	HR	BB/K	WHIP
23	A	1-3	6.00	0	60.0	5	50/81	1.500

BABIP: 0.267 K/9: 12.15 BB/9: 7.50 HR/9: 0.75

Scott McGough

Throws: R	Age: 35	
YR/C 19:	20: 21: 22: 23:\$5	
YR/E 19:	20: 21: 22: 23:-\$1	

YR	TM	W-L	ERA	SV	IP	HR	BB/K	WHIP
23	ARI	2-7	5	9	70.3	14	30/86	1.280
24	ARI	2-5	4.37	6	50	13	21/60	1.288

Was in the closing mix to start the season in Arizona because the Diamondbacks didn’t have an obvious choice, but he didn’t get the job done and then had an up and down season pitching out of the pen. It his name pronounced like the nearsighted cartoon character or the crime dog? The demise of the Bill James Handbook doesn’t help. Baseball Reference says crime dog: mick-GUFF.

Michael McGreevy

Throws: R	Age: 24	
YR/C 19:	20: 21: 22: 23:	
YR/E 19:	20: 21: 22: 23:	

YR	TM	W-L	ERA	SV	IP	HR	BB/K	WHIP
23	AA	13-6	4.12	0	153.0	17	38/123	1.405

BABIP: 0.332 K/9: 7.24 BB/9: 2.24 HR/9: 1.00

Collin McHugh

Throws: R	Age: 37	
YR/C 19:\$11	20: 21: 22:\$2 23:	
YR/E 19:-\$1	20: 21:\$14 22:\$8 23:-\$8	

YR	TM	W-L	ERA	SV	IP	HR	BB/K	WHIP
21	TBR	6-1	1.55	1	64.0	3	12/74	0.938
22	ATL	3-2	2.60	0	69.3	5	14/75	0.941
23	ATL	4-1	4.30	0	58.7	5	22/47	1.567
24	FA	4-1	3.49	0	60	5	17/58	1.246

Triston McKenzie

Throws: R	Age: 27	\$8
YR/C 19:	20: 21:\$11 22:\$8 23:\$15 2024	
YR/E 19:	20:\$10 21:-\$3 22:\$32 23:	Bid Price

YR	TM	W-L	ERA	SV	IP	HR	BB/K	WHIP
21	CLE	5-9	4.95	0	120.0	21	58/136	1.183
22	CLE	11-11	2.96	0	191.3	25	44/190	0.952
24	CLE	7-10	4.04	0	140	17	51/142	1.151

Tore a shoulder muscle in Spring Training and was out until the beginning of June, then soon went down with an elbow strain. He made two starts at the end of the season and was hit hard enough, though that matters less than the notion that he would have a more or less normal offseason. If healthy he’s a fine starter and a good bet to have a productive year, but given his history good health cannot be assumed.

John McMillon

Throws: R	Age: 26	\$2
YR/C 19:	20: 21: 22: 23: 2024	
YR/E 19:	20: 21: 22: 23:	Bid Price

YR	TM	W-L	ERA	SV	IP	HR	BB/K	WHIP
23	A	7-3	2.10	10	51.3	1	25/91	0.955
24	KCR	3-3	4.35	7	60	50	33/70	1.383

Struck out eight in four innings for the Royals last year, but otherwise has just 20.7 innings above High-A. He’s a somewhat sleeper saves guys this year.

John Means

Throws: L	Age: 31	\$5
YR/C 19:	20:\$6 21:\$11 22:\$13 23:\$1 2024	
YR/E 19:\$15	20:\$5 21:\$16 22: 23:	Bid Price

YR	TM	W-L	ERA	SV	IP	HR	BB/K	WHIP
21	BAL	6-9	3.62	0	146.7	30	26/134	1.033
24	BAL	6-7	4.00	0	120	21	24/96	1.038

One of those guys who exemplifies the idea that some pitchers can beat the odds and be valuable pitchers without missing bats and throwing strikeouts. Means doesn’t walk many, which helps, but he gets beat up plenty, allowing nearly two homers per 9 innings pitched in his career. In his first year back from TJ he got the work in, then skipped the playoffs because of elbow soreness, but the Orioles have said that was normal and that he’d be fine for spring training. He’ll throw some good games this year if he’s healthy, but there will also be dogs. Be careful here, I means it.

Victor Mederos

Throws: R	Age: 23	
YR/C 19:	20: 21: 22: 23:	
YR/E 19:	20: 21: 22: 23:	

YR	TM	W-L	ERA	SV	IP	HR	BB/K	WHIP
23	AA	4-9	5.67	0	92.0	21	43/99	1.478

BABIP: 0.298 K/9: 9.68 BB/9: 4.21 HR/9: 2.05

Player Name

Luis Medina

Throws:	R	Age:	25						
YR/C 19:	20:	21:	22:	23:					
YR/E 19:	20:	21:	22:	23:-\$16					
YR	TM	W-L	ERA	SV	IP	HR	BB/K	WHIP	
23	OAK	3-10	5.42	0	109.7	14	57/106	1.513	
24	OAK	5-12	4.57	0	140	15	76/140	1.503	

Trevor Megill

Throws:	R	Age:	31						
YR/C 19:	20:	21:	22:	23:\$2					
YR/E 19:	20:	21:	22:-\$4	23:-\$4					
YR	TM	W-L	ERA	SV	IP	HR	BB/K	WHIP	
22	MIN	4-3	4.80	0	45.0	4	17/49	1.489	
23	MIL	1-0	3.63	0	34.7	2	12/52	1.354	
24	MIL	3-2	4.06	0	50	5	18/66	1.425	

Tylor Megill

Throws:	R	Age:	29						
YR/C 19:	20:	21:	22:\$6	23:\$1					
YR/E 19:	20:	21:-\$5	22:-\$8	23:-\$14					
YR	TM	W-L	ERA	SV	IP	HR	BB/K	WHIP	
21	NYM	4-6	4.52	0	89.7	19	27/99	1.289	
22	NYM	4-2	5.13	0	47.3	7	13/51	1.253	
23	NYM	9-8	4.70	0	126.3	18	58/105	1.576	
24	NYM	8-8	4.24	0	120	18	48/109	1.461	

He got 25 starts last year, enough to show that his hard fastball and slider can't make it through the lineup a third time. His ERA each pass? 3.71 the first time, 4.01 the next time, but 8.37 the third time. The OPS version? .719 the first time, .744 the next, and 1.073 the third time. He needs a role change, but still doesn't throw enough strikeouts to warrant a bid.

Humberto Mejia

Throws:	R	Age:	27						
YR/C 19:	20:	21:	22:	23:					
YR/E 19:	20:-\$5	21:	22:	23:					
YR	TM	W-L	ERA	SV	IP	HR	BB/K	WHIP	
23	AAA	1-3	6.17	0	35.0	11	12/30	1.457	
BABIP: 0.272 K/9: 7.71 BB/9: 3.09 HR/9: 2.83									

J.C. Mejia

Throws:	R	Age:	28						
YR/C 19:	20:	21:	22:	23:					
YR/E 19:	20:	21:-\$12	22:	23:					
YR	TM	W-L	ERA	SV	IP	HR	BB/K	WHIP	
21	CLE	1-7	8.25	0	52.3	13	24/47	1.612	
23	AAA	2-1	3.86	0	30.3	2	13/32	1.254	
BABIP: 0.299 K/9: 9.49 BB/9: 3.86 HR/9: 0.59									

Mark Melancon

Throws:	R	Age:	39						
YR/C 19:\$2	20:\$10	21:\$5	22:\$15	23:\$3					
YR/E 19:\$4	20:\$12	21:\$17	22:\$2	23:					
YR	TM	W-L	ERA	SV	IP	HR	BB/K	WHIP	
21	SDP	4-3	2.23	39	64.7	4	25/59	1.231	
22	ARI	3-10	4.66	18	56.0	5	21/35	1.500	
24	FA	2-3	3.66	3	40	4	15/30	1.399	

He's always seemed like one of the least-skilled closers in the game, probably because he hasn't put up big strikeout numbers, yet he ranks 33rd in career saves since the start of the Rotisserie era in 1980. He missed all of 2023 with a shoulder strain and given his age it's hard to imagine him making it back, but he has yet to retire.

Julian Merryweather

Throws:	R	Age:	33						
YR/C 19:	20:	21:\$3	22:\$1	23:	2024				
YR/E 19:	20:-\$7	21:	22:-\$10	23:\$3	Bid Price				
YR	TM	W-L	ERA	SV	IP	HR	BB/K	WHIP	
22	TOR	0-3	6.75	0	26.7	4	7/23	1.450	
23	CHC	5-1	3.38	2	72.0	8	36/98	1.306	
24	CHC	3-2	3.99	5	60	5	26/75	1.312	

He pumped up the velocity a bit last year and the Cubs gave him room to setup their closer and he responded with nearly 100 strikeouts. He walks too many for anyone to be happy with, and that led to a less than helpful WHIP, but if you need strikeouts and a closer in waiting he should be a cheap option.

Max Meyer

Throws:	R	Age:	25						
YR/C 19:	20:	21:	22:	23:	2024				
YR/E 19:	20:	21:	22:	23:	Bid Price				
YR	TM	W-L	ERA	SV	IP	HR	BB/K	WHIP	
24	MIA	7-5	4.01	0	100	9	37/86	1.320	

August 2022 TJ followed his major league debut that year. He's expected to be healthy for Spring Training and will be given every chance to join the Marlins rotation. He's got a great slider and a hard fastball, but his change up has been considered weak. He's a talented pitcher but may find himself struggling in the rotation this time around. Still, there is talent here.

Keynan Middleton

Throws:	R	Age:	31						
YR/C 19:	20:\$1	21:	22:	23:					
YR/E 19:	20:-\$7	21:-\$3	22:	23:\$1					
YR	TM	W-L	ERA	SV	IP	HR	BB/K	WHIP	
21	SEA	1-2	4.94	4	31.0	2	19/24	1.581	
23	- - -	2-2	3.38	2	50.7	8	23/64	1.243	
24	FA	2-2	4.33	2	45	8	20/50	1.297	

Miles Mikolas

Throws:	R	Age:	36						
YR/C 19:\$18	20:\$8	21:\$2	22:\$2	23:\$11	2024				
YR/E 19:\$8	20:	21:-\$5	22:\$24	23:-\$5	Bid Price				
YR	TM	W-L	ERA	SV	IP	HR	BB/K	WHIP	
21	STL	2-3	4.23	0	44.7	6	11/31	1.222	
22	STL	12-13	3.29	0	202.3	25	39/153	1.034	
23	STL	9-13	4.78	0	201.3	26	39/137	1.316	
24	STL	9-11	3.92	0	180	18	36/128	1.220	

A solid innings eater in real baseball, but way too hittable to have more than modest value in fantasy. His control is sharp enough he can pitch deep into games, but with so many balls put into play there are going to be a fair number of hits. Last year he was unlucky with runners left on base, a reason to expect a little better this year, maybe, but apart from his wonderful and anomalous 2022 season he's best treated as an endgame starter in NL Only leagues.

Wade Miley

Throws:	L	Age:	38						
YR/C 19:\$3	20:\$2	21:\$1	22:\$3	23:\$1	2024				
YR/E 19:\$5	20:-\$6	21:\$9	22:-\$4	23:\$13	Bid Price				
YR	TM	W-L	ERA	SV	IP	HR	BB/K	WHIP	
21	CIN	12-7	3.37	0	163.0	17	50/125	1.325	
22	CHC	2-2	3.16	0	37.0	3	14/28	1.216	
23	MIL	9-4	3.14	0	120.3	16	38/79	1.139	
24	MIL	8-5	3.56	0	120	11	39/85	1.234	

A super-low BABIP and super-high LOB% dress up last year's typically poor ERA. Stat-cast's xERA is the best of the estimators, at 4.36, while xFIP was 4.85. Given his age, lack of strikeouts, and uneven track record, probably

\$2

\$3

\$5

\$2

best to stay away unless he lands in an irresistible situation, in which case don't get too close.

Bobby Miller

Throws:	R	Age:	25						
YR/C 19:	20:	21:	22:	23:	2024				
YR/E 19:	20:	21:	22:	23:\$12	Bid Price				
YR	TM	W-L	ERA	SV	IP	HR	BB/K	WHIP	
23	LAD	11-4	3.76	0	124.3	12	32/119	1.102	
24	LAD	13-7	3.74	0	170	14	45/168	1.112	

The heat-throwing youngster had a terrific debut after just shy of 36 innings in Triple-A. He ranked third in Eno Sarris's Pitch+ measure, well above average in Stuff and above average in Location, behind only Tyler Glasnow and Zack Wheeler. Despite his fastball velocity (99 mph) he didn't dominate with it last year, but you can bet the Dodgers are working on his mix and approach to hitters and will be trying to stack every edge he has. Hard-throwing hurlers with good control on teams with hitters like the Dodgers have are irresistible, even if they didn't miss as many bats as you would have hoped they would during their rookie season.

Bryce Miller

Throws:	R	Age:	26						
YR/C 19:	20:	21:	22:	23:	2024				
YR/E 19:	20:	21:	22:	23:\$7	Bid Price				
YR	TM	W-L	ERA	SV	IP	HR	BB/K	WHIP	
23	SEA	8-7	4.32	0	131.3	18	26/119	1.142	
24	SEA	9-8	4.02	0	140	17	33/134	1.145	

Stellar control impressed last year, but he was hit pretty hard and a bunch of them fell for homers. He tends to the fly ball profile which means he doesn't need bad luck to allow too many homers. His repertoire leaned heavily fastball, which may or may not prove to be a problem going forward, but his ERA the first through the order was 3.02, the second time 4.47, and the third time 7.25. He also struggled with lefties, against whom he had a .916 OPS as opposed to a .549 against righties. With his excellent control and fine fastball he's got a solid foundation on which to build, but future growth shouldn't be assumed.

Mason Miller

Throws:	R	Age:	26						
YR/C 19:	20:	21:	22:	23:	2024				
YR/E 19:	20:	21:	22:	23:-\$3	Bid Price				
YR	TM	W-L	ERA	SV	IP	HR	BB/K	WHIP	
23	OAK	0-3	3.78	0	33.3	2	16/38	1.201	
24	OAK	3-4	3.76	15	65	4	29/80	1.174	

Has had trouble staying healthy, but showed off his big right arm and overheated fastball in Oakland last year. After he returned from a UCL sprain last September he pitched short stints, maxing out at three innings, and there is talk about moving him to the bullpen to try to keep him healthy this year. That could mean saves or holds, plus strikeouts behind his 100+ mph heater. Too much risk to pay too much, but if he makes it though Spring Training he should be on your list.

Shelby Miller

Throws:	R	Age:	34						
YR/C 19:	20:	21:	22:	23:					
YR/E 19:	20:	21:	22:	23:\$8					
YR	TM	W-L	ERA	SV	IP	HR	BB/K	WHIP	
23	LAD	3-0	1.71	1	42.0	3	19/42	0.905	
24	FA	3-1	3.47	1	40	2	19/42	1.134	

After six years in the wilderness he made it

back to something like a full-time (with lengthy IL stay for a neck injury) job out of the Dodgers bullpen. After a scintillating two months and after the IL stay, Miller came back in August to finish the season with 12 scoreless innings in which he struck out 11 and walked one. He signed with the Tigers in the offseason and figures to work there as a setup guy. Not likely draftable to open the year, he might be a helpful fill-in piece at some point in-season.

Alec Mills

Throws: R			Age: 33					
YR/C 19:		20:	21:\$3	22:\$1	23:			
YR/E 19:\$1		20:\$6	21:\$3	22:	23:			
YR	TM	W-L	ERA	SV	IP	HR	BB/K	WHIP
21 <td>CHC</td> <td>6-7</td> <td>5.07</td> <td>1</td> <td>119.0</td> <td>16</td> <td>34/87</td> <td>1.437</td>	CHC	6-7	5.07	1	119.0	16	34/87	1.437
23	AAA	0-4	6.10	0	31.0	6	16/20	1.581
BABIP: 0.284 K/9: 5.81 BB/9: 4.65 HR/9: 1.74								

Wyatt Mills

Throws: R		Age: 29						
YR/C 19:	20:	21:	22:	23:				
YR/E 19:	20:	21:	22:-\$7	23:				
YR	TM	W-L	ERA	SV	IP	HR	BB/K	WHIP
22	- - -	0-1	4.60	0	29.3	1	13/26	1.340

Hoby Milner

Throws: L		Age: 33						
YR/C 19:		20:	21:	22:		23:		
YR/E 19:		20:\$12	21:	22:\$2		23:\$12		
YR	TM	W-L	ERA	SV	IP	HR	BB/K	WHIP
22	MIL	3-3	3.76	0	64.7	5	15/64	1.184
23	MIL	2-1	1.82	0	64.3	5	13/59	0.964
24	MIL	2-2	3.34	0	60	3	13/59	1.109

Adopted an effective changeup and has been a very effective setup guy out of the bullpen. Last year's stellar and roto-earning production, however, was fueled mainly by situational luck. That isn't to say that he isn't a useful bullpen part for the Brewers or that he might not succeed in a higher-leverage role, but he's much more likely to end up with 2022's numbers than 2023's going forward.

Tommy Milone

Throws: L		Age: 37						
YR/C 19:		20:	21:	22:	23:			
YR/E 19:\$3		20:\$10	21:	22:	23:			
YR	TM	W-L	ERA	SV	IP	HR	BB/K	WHIP
23	AAA	6-3	5.34	0	96.0	22	38/90	1.354
BABIP: 0.267 K/9: 8.44 BB/9: 3.56 HR/9: 2.06								

Juan Minaya

Throws: R		Age: 34						
YR/C 19:		20:	21:	22:	23:			
YR/E 19:\$5		20:	21:\$0	22:	23:			
YR	TM	W-L	ERA	SV	IP	HR	BB/K	WHIP
21 <td>MIN</td> <td>2-1</td> <td>2.48</td> <td>0</td> <td>40.0</td> <td>4</td> <td>20/43</td> <td>1.175</td>	MIN	2-1	2.48	0	40.0	4	20/43	1.175
23	AA	1-3	4.34	3	37.3	4	21/41	1.528
BABIP: 0.317 K/9: 9.88 BB/9: 5.06 HR/9: 0.96								

A.J. Minter

Throws: L			Age: 31					
YR/C	19:\$5	20:	21:\$1	22:	23:\$6	2024		
YR/E	19:\$11	20:\$6	21:\$3	22:\$14	23:\$4	Bid Price		
YR	TM	W-L	ERA	SV	IP	HR	BB/K	WHIP
21	ATL	3-6	3.78	0	52.3	2	20/57	1.228
22	ATL	5-4	2.06	5	70.0	5	15/94	0.914
23	ATL	3-6	4	10	64.7	6	21/82	1.190
24	ATL	4-5	3.28	6	65	5	20/82	1.121

Struggled early last season, mostly due to bad luck, but seemed to be catching his stride when he was shut down in July with shoulder

tightness. He returned in August and was lights out the rest of the way, in large part due to good luck. Still, he's a solid setup guy who can close when asked to, as he did last summer when Reisel Iglesias was hurt.

Anthony Misiewicz

Throws: L		Age: 30						
YR/C 19:		20:	21:	22:	23:			
YR/E 19:		20:\$6	21:\$4	22:\$7	23:			
YR	TM	W-L	ERA	SV	IP	HR	BB/K	WHIP
21	SEA	5-5	4.61	0	54.7	7	15/53	1.402
22	---	1-2	4.34	0	29.0	4	10/27	1.276
23	AAA	5-2	4.10	1	41.7	6	18/49	1.343
BABIP: 0.311 K/9: 10.58 BB/9: 3.89 HR/9: 1.30								

Jacob Misiorowski

Throws: R		Age: 22						
YR/C 19:	20:	21:	22:	23:				
YR/E 19:	20:	21:	22:	23:				
YR	TM	W-L	ERA	SV	IP	HR	BB/K	WHIP
23	A	4-2	3.41	0	71.3	2	42/110	1.178
BREWERS.								

Casey Mize

Throws: R		Age: 27		\$4				
YR/C 19:	20:\$2	21:\$3	22:\$7	23:	2024			
YR/E 19:	20:\$13	21:\$10	22:	23:	Bid Price			
YR	TM	W-L	ERA	SV	IP	HR	BB/K	WHIP
21	DET	7-9	3.71	0	150.3	24	41/118	1.139
24	DET	4-5	4.05	0	80	13	23/62	1.241

It's anyone's guess how he's going to pitch after missing nearly all of 2022 and 2023 with an elbow injury and TJ. No. 1 overall in 2018, expectations were high, but if he is healthy as claimed he now has to rehab and regain his skills. He could do it right off the bat or it could take some time or, in the worst case, it might not ever happen. What's for certain is that he'll be handled carefully by the Tigers.

Carmen Mlodzinski

Throws: R		Age: 25						
YR/C 19:		20:	21:	22:	23:			
YR/E 19:		20:	21:	22:	23:\$1			
YR	TM	W-L	ERA	SV	IP	HR	BB/K	WHIP
23	PIT	3-3	2.25	1	36.0	3	18/34	1.278
24	PIT	3-3	3.61	1	40	4	19/37	1.323

A setup guy for the Pirates had 10 holds last year.

Sam Moll

Throws: L		Age: 32						
YR/C 19:		20:	21:	22:	23:			
YR/E 19:		20:	21:	22:\$3	23:\$3			
YR	TM	W-L	ERA	SV	IP	HR	BB/K	WHIP
22	OAK	2-1	2.91	0	43.3	5	22/46	1.276
23	---	2-3	3.03	1	62.3	2	30/68	1.236
24	CIN	2-2	3.21	1	50	3	24/54	1.268

He's coming off his best season, but continues to walk too many to figure in higher-leverage situations.

Frankie Montas

Throws: R		Age: 31						
YR/C	19:\$2	20:\$17	21:\$13	22:\$21	23:\$2	2024		
YR/E	19:\$14	20:\$5	21:\$18	22:\$3	23:	Bid Price		
YR	TM	W-L	ERA	SV	IP	HR	BB/K	WHIP
21	OAK	13-9	3.37	0	187.0	20	57/207	1.182
22	- - -	5-12	4.05	0	144.3	18	43/142	1.249
24	FA	6-7	4.05	0	110	12	33/113	1.231

February arthroscopic surgery caused him to miss most of the year. In my AL Only I bought him for \$1, hoping he'd get back at some point. If he missed the whole year he wouldn't be

eligible to freeze this year, so there was real suspense the last couple of weeks. He pitched 1.3 innings on September 30. Alas, he signed in the NL, so bye-bye. He's a year-and-a-half on from being an effective starter. He melted down in 2022 after being traded from Oakland to the Yankees. Given his past injury history and that meltdown the risk increases quickly as his price goes up, and would even if he weren't coming back from surgery and essentially a lost season. And even more so as he moves to Cincinnati and a very homer friendly park. His career HR rate per 9 is 1.09.

Rafael Montero

Throws: R		Age: 34						
YR/C 19:		20:\$1	21:\$12	22:\$1	23:\$3			
YR/E 19:\$2		20:\$6	21:\$4	22:\$12	23:\$10			
YR	TM	W-L	ERA	SV	IP	HR	BB/K	WHIP
21	---	5-4	6.39	7	49.3	4	17/42	1.548
22	HOU	5-2	2.37	14	68.3	3	23/73	1.028
23	HOU	3-3	5.08	1	67.3	11	29/79	1.530
24	HOU	4-3	4.36	3	65	6	25/70	1.365

He was hit harder last year than in the past. That led to more hits and more homers, which turned this perennial setup guy and closer in waiting to pretty much unrosterable.

Jordan Montgomery

Throws: L		Age: 32		\$15				
YR/C 19:		20:\$6	21:\$11	22:\$11	23:\$12	2024		
YR/E 19:		20:\$7	21:\$3	22:\$14	23:\$20	Bid Price		
YR	TM	W-L	ERA	SV	IP	HR	BB/K	WHIP
21	NYG	6-7	3.83	0	157.3	19	51/162	1.279
22	---	9-6	3.48	0	178.3	21	36/158	1.095
23	---	10-11	3.20	0	188.7	18	48/166	1.192
24	FA	11-9	3.85	0	190	18	49/173	1.190

His improving fortunes the last three years derive from an increasing win total and decreasing ERA. Attribute the former to an increasing number of innings and the latter to good fortune. His xERA each of the last three years was 4.06, 4.00, and 4.04. Consistency epitomized. He's developed into a fine mid-rotation hurler who doesn't throw enough strikeouts to be exciting to fantasy players. Last year was a good one for him, but don't expect a repeat.

Matt Moore

Throws: L		Age: 35							\$2
YR/C 19:	20:	21:\$1	22:	23:\$1	2024				
YR/E 19:	20:	21:\$6	22:\$9	23:\$5	Bid Price				
YR	TM	W-L	ERA	SV	IP	HR	BB/K	WHIP	
21	PHI	2-4	6.29	0	73.0	15	38/63	1.589	
22	TEX	5-2	1.95	5	74.0	3	38/83	1.176	
23	- - -	5-1	2.56	0	52.7	7	15/60	1.157	
24	FA	4-2	3.23	1	60	5	26/64	1.275	

Has fully converted into a pretty effective relief pitcher the last two years and worked as a set-up guy most of last year for three teams. He's striking out enough hitters to have value even if he isn't getting saves or holds (in leagues that count them), but he had 22 holds last year and clearly the best hope is that he ends up closing games at some point. He may not get the chance, but has shown he can do the job.

Jovani Moran

Throws: L		Age: 27						
YR/C 19:		20:	21:	22:	23:			
YR/E 19:		20:	21:	22:\$1	23:-\$8			
YR	TM	W-L	ERA	SV	IP	HR	BB/K	WHIP
22	MIN	0-1	2.21	1	40.7	0	18/54	1.070
23	MIN	2-2	5.31	0	42.3	3	27/48	1.466

Player Name

Adrian Morejon

Throws: L	Age: 25							
YR/C 19:	20:	21:\$1	22:	23:\$1				
YR/E 19:	20:-\$5	21:	22:-\$5	23:				
YR	TM	W-L	ERA	SV	IP	HR	BB/K	WHIP
22	SDP	5-1	4.24	0	34.0	4	9/28	1.176
24	SDP	3-1	4.01	0	30	3	11/27	1.366

He’s still young after years of prospect-hood, but elbow and knee injuries sunk last year for him, as have injuries pretty much every year.

Dauri Moreta

Throws: R	Age: 28							
YR/C 19:	20:	21:	22:	23:	2024			
YR/E 19:	20:	21:	22:-\$8	23:\$4	Bid Price			
YR	TM	W-L	ERA	SV	IP	HR	BB/K	WHIP
22	CIN	0-2	5.40	1	38.3	10	13/39	1.181
23	PIT	5-2	3.72	1	58.0	4	24/76	1.086
24	PIT	3-2	4.23	1	50	3	20/61	1.153

Eye-catching stuff (especially that slider) that is super-hard to hit, but he’s too wild to efficiently get the job done. Which makes him look like a potential closer at times, but got him sent down to Triple-A in a roster squeeze after he came off the IL last August. In all likelihood he ends up in middle relief again this year, but it wouldn’t take much improvement for him to grab the setup role. Consider him a deep relief sleeper.

Eli Morgan

Throws: R	Age: 28							
YR/C 19:	20:	21:	22:	23:				
YR/E 19:	20:	21:-\$8	22:\$7	23:-\$4				
YR	TM	W-L	ERA	SV	IP	HR	BB/K	WHIP
21	CLE	5-7	5.34	0	89.3	20	22/81	1.257
22	CLE	5-3	3.37	0	66.7	10	13/72	0.891
23	CLE	5-2	4.01	1	67.3	9	24/75	1.441
24	CLE	4-3	4.29	1	65	9	19/68	1.239

The move to the pen in 2022 helped him add velocity and knockout punch, but there aren’t indications his role will be bumped up, surely in part because he’s prone to allowing damaging homers.

Reyes Moronta

Throws: R	Age: 31							
YR/C 19:\$1	20:	21:\$3	22:	23:				
YR/E 19:\$2	20:	21:	22:-\$6	23:				
YR	TM	W-L	ERA	SV	IP	HR	BB/K	WHIP
22	- - -	2-2	4.30	2	37.7	5	18/38	1.290
23	AAA	4-2	3.32	6	40.7	3	36/52	1.548
BABIP: 0.264 K/9: 11.51 BB/9: 7.97 HR/9: 0.66								

Cody Morris

Throws: R	Age: 28							
YR/C 19:	20:	21:	22:\$1	23:\$3				
YR/E 19:	20:	21:	22:	23:				
YR	TM	W-L	ERA	SV	IP	HR	BB/K	WHIP
23	AA	2-1	3.23	0	39.0	5	27/45	1.256
24	NYU	1-2	3.85	0	30	2	15/32	1.438

Moved to the bullpen last year, mostly in Triple-A but also for six major league games, and lost control, walking more than six per nine at those two levels. He started the season on the IL with a strained lat, which may have affected him after he returned for any number of reasons. It isn’t yet clear whether the Yankees intend to use him as a starter or a reliever, but in either case unless he sparkles in Spring Training he’s more of a reserve or waiver wire shot than draftable.

Charlie Morton

Throws: R	Age: 41							
YR/C 19:\$17	20:\$25	21:\$15	22:\$20	23:\$14	2024			
YR/E 19:\$30	20:-\$5	21:\$27	22:-\$2	23:\$3	Bid Price			
YR	TM	W-L	ERA	SV	IP	HR	BB/K	WHIP
21	ATL	14-6	3.34	0	185.7	16	58/216	1.048
22	ATL	9-6	4.34	0	172.0	28	63/205	1.233
23	ATL	14-12	3.64	0	163.3	14	83/183	1.427
24	ATL	11-9	3.89	0	160	14	69/180	1.305

The Braves exercised their \$20M option after the season ended, so he’ll be in their rotation again this year. Being able to throw 150 innings is worth something. But Morton is a shadow of the hurler that emerged in Houston seven years ago. With some good run support and defense he could surprise us this year, but we’ve seen in the past two seasons evidence of his struggles to limit both homers or walks.

Kyle Muller

Throws: L	Age: 27							
YR/C 19:	20:	21:	22:	23:\$2				
YR/E 19:	20:	21:-\$5	22:	23:-\$34				
YR	TM	W-L	ERA	SV	IP	HR	BB/K	WHIP
21	ATL	2-4	4.17	0	36.7	2	20/37	1.271
23	AAA	2-3	7.26	0	62.0	12	38/51	1.887
23	OAK	1-5	7.60	0	77.0	16	39/56	1.961
24	OAK	2-4	5.26	0	70	8	35/56	1.740

BABIP: 0.340 K/9: 7.40 BB/9: 5.52 HR/9: 1.74

Andres Munoz

Throws: R	Age: 25							
YR/C 19:	20:\$1	21:	22:	23:\$10	2024			
YR/E 19:-\$2	20:	21:	22:\$10	23:\$5	Bid Price			
YR	TM	W-L	ERA	SV	IP	HR	BB/K	WHIP
22	SEA	2-5	2.49	4	65.0	5	15/96	0.892
23	SEA	4-7	2.94	13	49.0	2	22/67	1.265
24	SEA	3-6	2.73	28	55	4	20/78	1.110

Fireballer moved from holder to closer when Paul Sewald was traded at the deadline, and he did fine while closing, less fine when coming into tie games. He spent a month early in the season on the IL with a shoulder strain, and while the strikeouts kept a comin’ after he returned, his early-career struggles with control returned, too. He should be the closer from the git-go this year, with strikeout generating heat that should raise his cost, increasing risk.

Penn Murfee

Throws: R	Age: 30							
YR/C 19:	20:	21:	22:	23:				
YR/E 19:	20:	21:	22:\$7	23:				
YR	TM	W-L	ERA	SV	IP	HR	BB/K	WHIP
22	SEA	4-0	2.99	0	69.3	7	18/76	0.955

Chris Murphy

Throws: L	Age: 26							
YR/C 19:	20:	21:	22:	23:				
YR/E 19:	20:	21:	22:	23:-\$7				
YR	TM	W-L	ERA	SV	IP	HR	BB/K	WHIP
23	AAA	2-3	6.32	0	52.7	7	31/61	1.784
23	BOS	1-2	4.91	1	47.7	5	17/49	1.405
24	BOS	2-2	4.85	1	45	7	17/44	1.435

BABIP: 0.378 K/9: 10.42 BB/9: 5.30 HR/9: 1.20

Patrick Murphy

Throws: R	Age: 29							
YR/C 19:	20:	21:	22:	23:				
YR/E 19:	20:	21:-\$7	22:	23:				
YR	TM	W-L	ERA	SV	IP	HR	BB/K	WHIP
21	- - -	0-3	5.14	0	28.0	3	10/29	1.464
23	AAA	6-4	3.69	6	85.3	7	50/97	1.559

BABIP: 0.338 K/9: 10.23 BB/9: 5.27 HR/9: 0.74

\$3

Joe Musgrove

Throws: R	Age: 32							
YR/C 19:\$10	20:\$11	21:\$13	22:\$21	23:\$19	2024			
YR/E 19:\$7	20:-\$1	21:\$24	22:\$22	23:\$12	Bid Price			
YR	TM	W-L	ERA	SV	IP	HR	BB/K	WHIP
21	SDP	11-9	3.18	0	181.3	22	54/203	1.082
22	SDP	10-7	2.93	0	181.0	22	42/184	1.083
23	SDP	10-3	3.05	0	97.3	10	21/97	1.141
24	SDP	11-6	3.53	0	160	19	40/165	1.118

His season ended in early August with shoulder inflammation, but he’s expected to be ready for Spring Training. He started throwing again in late September. His season started late because of a fractured toe and then he hurt his shoulder diving for a ball in a rehab game. That supposedly is unrelated to his later shoulder issues, but obviously his shoulder health and velocities should be monitored closely. As it is, he’s a control artist who mixes pitches and speeds to keep hitters off balance, with a solid floor if healthy and a limited ceiling because of the limited number of strikeouts he throws.

Tommy Nance

Throws: R	Age: 33							
YR/C 19:	20:	21:	22:	23:				
YR/E 19:	20:	21:-\$11	22:-\$3	23:				
YR	TM	W-L	ERA	SV	IP	HR	BB/K	WHIP
21	CHC	1-1	7.22	0	28.7	5	13/30	1.348
22	MIA	2-3	4.33	0	43.7	5	21/57	1.528

Andrew Nardi

Throws: L	Age: 26							
YR/C 19:	20:	21:	22:	23:	2024			
YR/E 19:	20:	21:	22:	23:\$7	Bid Price			
YR	TM	W-L	ERA	SV	IP	HR	BB/K	WHIP
23	MIA	8-1	2.67	3	57.3	7	21/73	1.152
24	MIA	6-2	3.42	10	70	8	29/92	1.242

He walked a lot fewer hitters last year than in his first big-league taste (14 in 14.7 IP in 2022), but nobody won as many games as he did pitching as few innings last year. As the lefty setup guy in Miami this year he’s likely to get plenty of chances at holds, and is probably behind Tanner Scott for saves.

Packy Naughton

Throws: L	Age: 28							
YR/C 19:	20:	21:	22:	23:				
YR/E 19:	20:	21:	22:-\$6	23:				
YR	TM	W-L	ERA	SV	IP	HR	BB/K	WHIP
22	STL	0-2	4.78	1	32.0	3	7/31	1.438

Edgar Navarro

Throws: R	Age: 26							
YR/C 19:	20:	21:	22:	23:				
YR/E 19:	20:	21:	22:	23:				
YR	TM	W-L	ERA	SV	IP	HR	BB/K	WHIP
23	AA	3-2	3.59	3	52.7	1	37/44	1.423
BABIP: 0.261 K/9: 7.52 BB/9: 6.32 HR/9: 0.17								

Zach Neal

Throws: L	Age: 36							
YR/C 19:	20:	21:	22:	23:				
YR/E 19:	20:	21:	22:	23:-\$11				
YR	TM	W-L	ERA	SV	IP	HR	BB/K	WHIP
23	AAA	4-2	5.21	1	74.3	18	16/54	1.427
23	OAK	1-1	6.67	0	27.0	8	14/25	1.630

BABIP: 0.299 K/9: 6.54 BB/9: 1.94 HR/9: 2.18

Nick Neidert

Throws: R		Age: 28						
YR/C 19:		20:	21:	22:	23:			
YR/E 19:		20:	21:-\$5	22:	23:			
YR	TM	W-L	ERA	SV	IP	HR	BB/K	WHIP
21	MIA	1-2	4.54	0	35.7	4	23/21	1.534
23	AAA	5-7	5.64	0	107.0	18	40/86	1.561
BABIP: 0.323 K/9: 7.23 BB/9: 3.36 HR/9: 1.51								

Kyle Nelson

Throws: L		Age: 28						
YR/C 19:	20:	21:	22:	23:				
YR/E 19:	20:	21:	22:\$0	23:\$1				
YR	TM	W-L	ERA	SV	IP	HR	BB/K	WHIP
22	ARI	2-1	2.19	0	37.0	1	14/30	1.081
23	ARI	7-4	4.18	0	56.0	12	14/67	1.304
24	ARI	3-2	4.03	0	45	7	15/48	1.285

Nick Nelson

Throws: R		Age: 29						
YR/C 19:	20:	21:	22:	23:				
YR/E 19:	20:-\$5	21:	22:-\$3	23:				
YR	TM	W-L	ERA	SV	IP	HR	BB/K	WHIP
22	PHI	3-2	4.85	1	68.7	1	36/69	1.496
23	A	7-3	3.83	0	115.0	13	43/92	1.391
24	PHI	2-2	4.20	0	45	4	25/43	1.515
BABIP: 0.312 K/9: 7.20 BB/9: 3.37 HR/9: 1.02								

Ryne Nelson

Throws: R		Age: 26						
YR/C 19:		20:	21:	22:	23:\$2			
YR/E 19:		20:	21:	22:	23:-\$14			
YR	TM	W-L	ERA	SV	IP	HR	BB/K	WHIP
23	ARI	8-8	5	0	144.0	24	46/96	1.424
24	ARI	7-6	4.50	0	120	12	39/92	1.362

Made 27 starts and was hit too much and too hard while failing to miss enough bats. Some scouts have seen him more as a reliever than a starter and while it's too soon for us to judge that, many a mediocre starter has excelled in relief. He's a talented pitcher, so it's best to keep an eye out for where he ends up. In either case a \$1 endgame bid in NL Only leagues.

Hector Neris

Throws: R		Age: 35		\$3				
YR/C 19:\$1	20:\$17	21:\$8	22:\$3	23:\$1	2024			
YR/E 19:\$16	20:\$6	21:\$6	22:\$4	23:\$14	Bid Price			
YR	TM	W-L	ERA	SV	IP	HR	BB/K	WHIP
21	PHI	4-7	3.63	12	74.3	12	32/98	1.174
22	HOU	6-4	3.72	3	65.3	3	17/79	1.014
23	HOU	6-3	1.71	2	68.3	7	31/77	1.054
24	FA	6-4	3.37	4	70	9	28/83	1.096

A fine setup guy the last two years in Houston, he had more than a one mph decrease in velocity last year and a bump up in walks allowed, which is not the direction you like to see. Even with the extra walks he's kept runners off the bases by not allowing many hits. As a fly ball pitcher that's sustainable as long as the ball stays in the park, which it has the last two years, but the only reason to buy into him is the chance he ends up closing. Careful.

Sean Newcomb

Throws: L		Age: 31							
YR/C 19:\$7		20:\$4		21:\$1		22:		23:	
YR/E 19:\$3		20:-\$12		21:-\$2		22:-\$8		23:	
YR	TM	W-L	ERA	SV	IP	HR	BB/K	WHIP	
21	ATL	2-0	4.73	1	32.3	1	27/43	1.713	
22	- - -	2-1	8.78	0	27.7	8	19/28	1.912	
23	OAK	1-1	3.15	0	34.3	2	20/45	1.341	
24	OAK	3-2	4.47	0	40	3	26/45	1.549	
BABIP: 0.320 K/9: 11.80 BB/9: 5.24 HR/9: 0.52									

Kyle Nicolas

Throws: L		Age: 25						
YR/C 19:	20:	21:	22:	23:				
YR/E 19:	20:	21:	22:	23:				
YR	TM	W-L	ERA	SV	IP	HR	BB/K	WHIP
23	AA	4-7	5.20	2	98.7	16	52/127	1.520
BABIP: 0.336 K/9: 11.58 BB/9: 4.74 HR/9: 1.46								

Stephen Nogosek

Throws: R		Age: 29						
YR/C 19:		20:	21:	22:	23:			
YR/E 19:		20:	21:	22:	23:-\$10			
YR	TM	W-L	ERA	SV	IP	HR	BB/K	WHIP
23	AA	3-2	7.00	2	36.0	3	32/36	1.833
23	NYM	0-1	5.61	0	25.7	6	14/25	1.634
BABIP: 0.301		K/9: 9.00		BB/9: 8.00		HR/9: 0.75		

Aaron Nola

Throws: R			Age: 31			\$24		
YR/C	19:\$30	20:\$24	21:\$26	22:\$23	23:\$29	2024		
YR/E	19:\$12	20:\$21	21:\$7	22:\$31	23:\$11	Bid Price		
YR	TM	W-L	ERA	SV	IP	HR	BB/K	WHIP
21	PHI	9-9	4.63	0	180.7	26	39/223	1.132
22	PHI	11-13	3.25	0	205.0	19	29/235	0.961
23	PHI	12-9	4.46	0	193.7	32	45/202	1.151
24	PHI	13-10	3.82	0	200	19	41/221	1.098

His bad ERA masks what was a pretty typical year for Nola, who was punished by the second-lowest LOB% among qualified starting pitchers and the fifth-highest HR/FB percentage (and the highest of his career). All that could be bad luck, but his K/9 was the lowest of his career since his rookie year in 2015, which should give you a moment's pause. The same thing happens to most pitchers as they age, and some but not all are able to adjust. He should have better years going forward but to roster him this year you'll have to pay as if that's a sure thing.

Daniel Norris

Throws: L		Age: 31						
YR/C 19:\$1		20:\$1	21:	22:	23:			
YR/E 19:-\$2		20:\$3	21:-\$7	22:-\$10	23:			
YR	TM	W-L	ERA	SV	IP	HR	BB/K	WHIP
21	---	2-3	6.16	1	57.0	9	30/58	1.491
22	---	2-4	5.22	0	58.7	11	29/66	1.271
23	AAA	4-5	5.45	0	67.7	13	29/62	1.581

Bailey Ober

Throws: R		Age: 29		\$12				
YR/C 19:	20:	21:	22:\$7	23:\$2	2024			
YR/E 19:	20:	21:-\$1	22:\$1	23:\$18	Bid Price			
YR	TM	W-L	ERA	SV	IP	HR	BB/K	WHIP
21	MIN	3-3	4.19	0	92.3	20	19/96	1.205
22	MIN	2-3	3.21	0	56.0	4	11/51	1.054
23	MIN	8-6	3.43	0	144.3	22	29/146	1.067
24	MIN	8-7	3.89	0	150	18	30/147	1.125

He began last year in Triple-A, was called up in late April, was demoted in August after a rough patch but had his best run of the season after getting called up again in September. Ober has excellent control and three plus pitches, plus an effective but mistake-prone slider. He's not a hard thrower and gives up so many fly balls he's vulnerable to the big ones. More fine years like last year wouldn't be a surprise, but it wouldn't take much for him to derail, too.

Jake Odorizzi

Throws: R		Age: 34						
YR/C 19:\$5		20:\$12	21:\$2	22:\$1		23:\$1		
YR/E 19:\$15		20:-\$10	21:-\$2	22:-\$4		23:		
YR	TM	W-L	ERA	SV	IP	HR	BB/K	WHIP
21 <td>HOU</td> <td>6-7</td> <td>4.21</td> <td>0</td> <td>104.7</td> <td>16</td> <td>34/91</td> <td>1.257</td>	HOU	6-7	4.21	0	104.7	16	34/91	1.257
22	- - -	6-6	4.40	0	106.3	14	35/86	1.329
24	TEX	4-4	4.19	0	70	9	23/58	1.313

Missed all of 2023 after April shoulder surgery. He was expected to be ready for Spring Training but has been a quiet free agent in the offseason.

Shohei Ohtani

Throws: R		Age: 30							
YR/C 19:		20:\$15		21:\$5		22:\$16		23:\$12	
YR/E 19:		20:		21:\$16		22:\$0		23:\$20	
YR	TM	W-L	ERA	SV	IP	HR	BB/K	WHIP	
21	LAA	9-2	3.18	0	130.3	15	44/156	1.091	
22	LAA	15-9	2.33	0	166.0	14	44/219	1.012	
23	LAA	10-5	3.14	0	132.0	18	55/167	1.061	

Surgery will keep him off the mound until 2025.

Steven Okert

Throws: L		Age: 33						
YR/C 19:		20:	21:	22:	23:			
YR/E 19:		20:	21:\$1	22:\$1	23:-\$3			
YR	TM	W-L	ERA	SV	IP	HR	BB/K	WHIP
21	MIA	3-1	2.75	0	36.0	5	15/40	1.028
22	MIA	5-5	2.98	0	51.3	7	26/63	1.174
23	MIA	3-2	4.45	0	58.7	9	24/73	1.261
24	MIA	4-3	3.97	0	55	4	24/67	1.213

Adam Oller

Throws: R		Age: 30						
YR/C 19:		20:	21:	22:	23:			
YR/E 19:		20:	21:	22:-\$7		23:		
YR	TM	W-L	ERA	SV	IP	HR	BB/K	WHIP
22	OAK	2-8	6.30	0	74.3	17	39/46	1.633
23	AAA	10-7	6.22	0	114.3	25	52/121	1.610
24	CLE	1-3	6.35	0	30	3	16/19	1.709
BABIP: 0.336 K/9: 9.52 BB/9: 4.09 HR/9: 1.97								

Reese Olson

Throws: R		Age: 25		\$4				
YR/C 19:	20:	21:	22:	23:	2024			
YR/E 19:	20:	21:	22:	23:\$6	Bid Price			
YR	TM	W-L	ERA	SV	IP	HR	BB/K	WHIP
23	AAA	2-3	6.38	0	36.7	5	22/47	1.744
23	DET	5-7	3.99	0	103.7	14	33/103	1.119
24	DET	8-10	4.17	0	150	19	53/152	1.216

Fine control and some good fortune offset tough luck with runners left on base coming around to score. The red flag here are the homers allowed. If he's able to keep runners off base he can limit the homer damage, as he did last year, but he hasn't shown enough swing and miss ability to reduce the homers, despite throwing quite a few grounders. He might last as a back of the rotation innings guy, maybe even a pretty good one, but with a limited ceiling.

Kaleb Ort

Throws: R		Age: 32						
YR/C 19:	20:	21:	22:	23:				
YR/E 19:	20:	21:	22:-\$5	23:				
YR	TM	W-L	ERA	SV	IP	HR	BB/K	WHIP
22	BOS	1-2	6.35	1	28.3	4	15/27	1.779
Had a 6.27 ERA in 23 innings last year.								

Player Name

Oliver Ortega									
Throws: R			Age: 28						
YR/C 19:		20:	21:	22:	23:				
YR/E 19:		20:	21:	22:-\$3	23:				
YR	TM	W-L	ERA	SV	IP	HR	BB/K	WHIP	
22	LAA	1-3	3.71	1	34.0	5	18/33	1.471	
23	AAA	3-1	1.82	5	34.7	3	10/44	0.980	
BABIP: 0.273 K/9: 11.42 BB/9: 2.60 HR/9: 0.78									

Luis Ortiz									
Throws: R			Age: 25						
YR/C 19:		20:	21:	22:	23:\$1				
YR/E 19:		20:	21:	22:	23:-\$16				
YR	TM	W-L	ERA	SV	IP	HR	BB/K	WHIP	
23	AAA	4-4	4.61	0	56.7	7	27/54	1.393	
23	PIT	5-5	4.78	0	86.7	13	48/59	1.696	
24	PIT	5-5	4.52	0	90	9	46/66	1.594	
BABIP: 0.281 K/9: 8.58 BB/9: 4.29 HR/9: 1.11									

Adam Ottavino										
Throws: R		Age: 39								
YR/C 19:\$4	20:\$2	21:\$4	22:\$1	23:\$3	2024					
YR/E 19:\$7	20:-\$5	21:\$4	22:\$11	23:\$5	Bid Price					
YR	TM	W-L	ERA	SV	IP	HR	BB/K	WHIP		
21	BOS	7-3	4.21	11	62.0	5	35/71	1.452		
22	NYM	6-3	2.06	3	65.7	6	16/79	0.982		
23	NYM	1-7	3.21	12	61.7	7	29/62	1.216		
24	FA	4-5	3.57	3	65	5	27/70	1.211		

Declined his \$6.75M player option and became a free agent, though it's hard to see a pitcher with his declining skills at an advancing age getting more. He did save 12 games and blew three and he has a good history of health. Still, he's not likely to have draft day fantasy value even if a major league team thinks he'll help them.

Glenn Otto									
Throws: R			Age: 28						
YR/C 19:		20:	21:		22:	23:			
YR/E 19:		20:	21:		22:-\$5	23:			
YR	TM	W-L	ERA	SV	IP	HR	BB/K	WHIP	
22	TEX	7-10	4.64	0	135.7	21	62/107	1.339	
23	AAA	1-3	4.11	0	35.0	5	26/43	1.371	
24	SDP	2-3	4.91	0	45	4	20/39	1.417	
BABIP: 0.213 K/9: 11.06 BB/9: 6.69 HR/9: 1.29									

Connor Overton										
Throws: R		Age: 31								
YR/C 19:	20:	21:	22:	23:						
YR/E 19:	20:	21:	22:-\$1	23:						
YR	TM	W-L	ERA	SV	IP	HR	BB/K	WHIP		
22	CIN	1-0	2.73	0	33.0	1	11/14	0.970		

Johan Oviedo										
Throws: R		Age: 26								
YR/C 19:	20:	21:	22:	23:						
YR/E 19:	20:-\$9	21:-\$3	22:-\$2	23:-\$3						
YR	TM	W-L	ERA	SV	IP	HR	BB/K	WHIP		
21	STL	0-5	4.91	0	62.3	8	37/51	1.578		
22	- - -	4-3	3.21	0	56.0	5	23/54	1.286		
23	PIT	9-14	4.31	0	177.7	19	83/158	1.373		

Luis Oviedo										
Throws: R			Age: 25							
YR/C 19:		20:	21:	22:	23:					
YR/E 19:		20:	21-\$7	22:	23:					
YR	TM	W-L	ERA	SV	IP	HR	BB/K	WHIP		
21	PIT	1-2	8.80	0	29.7	4	26/31	2.021		
23	AAA	4-0	4.82	1	61.7	4	40/60	1.507		
BABIP: 0.287 K/9: 8.76 BB/9: 5.84 HR/9: 0.58										

Chris Paddock										
Throws: R		Age: 28								
YR/C 19:\$6	20:\$24	21:\$17	22:\$5	23:						
YR/E 19:\$22	20:\$0	21:-\$7	22:	23:						
YR	TM	W-L	ERA	SV	IP	HR	BB/K	WHIP		
21	SDP	7-7	5.07	0	108.3	15	22/99	1.267		
24	MIN	8-7	4.38	0	120	18	28/112	1.301		

Emilio Pagan										
Throws: R		Age: 33								
YR/C 19:	20:\$4	21:\$5	22:\$4	23:						
YR/E 19:\$21	20:-\$1	21:-\$4	22:-\$1	23:\$11						
YR	TM	W-L	ERA	SV	IP	HR	BB/K	WHIP		
21	SDP	4-3	4.83	0	63.3	16	18/69	1.173		
22	MIN	4-6	4.43	9	63.0	12	26/84	1.365		
23	MIN	5-2	2.99	1	69.3	5	21/65	0.952		
24	CIN	4-4	4.02	3	65	5	22/70	1.133		

Middle relievers can rise up in value for any number of reasons, but they are not usually reproducible or predictable. Pagan has skills that might help if you need help, but his history before last year was at best mixed. I look at him as a waiver pickup if he's going good.

Andrew Painter										
Throws: R		Age: 21								
YR/C 19:	20:	21:	22:	23:\$5						
YR/E 19:	20:	21:	22:	23:						
YR	TM	W-L	ERA	SV	IP	HR	BB/K	WHIP		

Painter's talents were so strong that when the Phillies announced in Spring Training that the youngster might make the rotation the immediate reaction was excitement rather than concern. But as might be expected from a young arm tasked with making the big leagues after 28 innings in Double-A at age 19, Painter went down with an injury in Spring Training that led to July TJ. Still hugely talented, he shouldn't be expected to resume his minor league career until Spring Training 2025.

Daniel Palencia										
Throws: R		Age: 24								
YR/C 19:	20:	21:	22:	23:	2024					
YR/E 19:	20:	21:	22:	23:-\$3	Bid Price					
YR	TM	W-L	ERA	SV	IP	HR	BB/K	WHIP		
23	CHC	5-3	4.45	0	28.3	3	14/33	1.272		
24	CHC	3-2	3.83	0	40	4	18/46	1.300		

A terrific hard fastball with movement is coupled with wildness that will likely knock Palencia out of contention as a starter, but there are many a closer who has been able to work with that combo. Might he develop better consistency and control and continue to throw in the high 90s? His stock would go up immediately.

Andre Pallante										
Throws: R		Age: 26								
YR/C 19:	20:	21:	22:	23:						
YR/E 19:	20:	21:	22:\$7	23:-\$10						
YR	TM	W-L	ERA	SV	IP	HR	BB/K	WHIP		
22	STL	6-5	3.17	0	108.0	9	40/73	1.417		
23	STL	4-1	4.76	0	68.0	6	30/43	1.559		
24	STL	4-2	3.66	0	65	7	26/43	1.482		

Blake Parker										
Throws: R		Age: 39								
YR/C 19:\$5	20:	21:	22:	23:						
YR/E 19:\$2	20:-\$1	21:-\$3	22:	23:						
YR	TM	W-L	ERA	SV	IP	HR	BB/K	WHIP		
21	CLE	2-1	3.09	0	43.7	5	14/37	1.319		

Luis Patino									
Throws: R				Age: 25					
YR/C 19:		20:	21:\$3	22:\$6	23:				
YR/E 19:		20:-\$1	21:-\$4	22:	23:				
YR	TM	W-L	ERA	SV	IP	HR	BB/K	WHIP	
21	TBR	5-3	4.31	0	77.3	12	29/74	1.271	
23	AAA	3-5	6.49	0	59.7	13	42/50	1.709	
24	CHW	2-2	4.69	0	45	5	22/38	1.499	
BABIP: 0.272 K/9: 7.54 BB/9: 6.34 HR/9: 1.96									

Spencer Patton										
Throws: R		Age: 36								
YR/C 19:	20:	21:	22:\$1	23:						
YR/E 19:	20:	21:-\$3	22:	23:						
YR	TM	W-L	ERA	SV	IP	HR	BB/K	WHIP		

Ryan Pepiot

Throws: R	Age: 27					\$9
YR/C 19:	20:	21:	22:	23:\$1	2024	
YR/E 19:	20:	21:	22:-\$2	23:\$8	Bid Price	

YR	TM	W-L	ERA	SV	IP	HR	BB/K	WHIP
22	LAD	3-0	3.47	0	36.3	6	27/42	1.468
23	LAD	2-1	2.14	0	42.0	7	5/38	0.762
24	TB	9-5	4.07	0	120	14	43/124	1.146

True fact: Only one pitcher with a minimum of 20 innings pitched had a higher LOB%. That's easier when, like Pepiot, you don't allow very many baserunners and, like Pepiot, you allow a lot of home runs. He's a fly ball pitcher, so that pattern isn't unusual except by degree. Those homers are Pepiot's Achilles heel, but as a pitcher who going into last year struggled with command, his ability to avoid walks last year was a big step forward. He should work out of the rotation this year with the Rays (he made three starts last year, 18 innings pitched, with a 2.00 ERA), and if he can control the long ball (the Rays ballpark should help) he could be a solid fantasy starter.

Freddy Peralta

Throws: R	Age: 28				
YR/C 19:\$4	20:\$3	21:\$4	22:\$23	23:\$13	2024
YR/E 19:-\$7	20:\$1	21:\$27	22:\$3	23:\$17	Bid Price

YR	TM	W-L	ERA	SV	IP	HR	BB/K	WHIP
21	MIL	10-5	2.81	0	144.3	14	56/195	0.972
22	MIL	4-4	3.58	0	78.0	6	27/86	1.038
23	MIL	12-10	3.86	0	165.7	26	54/210	1.116
24	MIL	11-8	3.78	0	160	16	54/199	1.096

The story of last year is No injuries! He also showed improved control of the strike zone and his hard to hit stuff. He was hit harder than he's been hit since 2019, which may be a fluke (it was his worst year for homers per fly ball ever) or may not (hard hit against was up), but we won't know until he does it again. He's not going to go deep into games, so be prepared for some wins to be spoiled, but if that keeps him healthy he should be a fantasy contributor again.

Sammy Peralta

Throws: L	Age: 26			
YR/C 19:	20:	21:	22:	23:
YR/E 19:	20:	21:	22:	23:

YR	TM	W-L	ERA	SV	IP	HR	BB/K	WHIP
23	AAA	5-6	5.09	0	69.0	9	19/68	1.304

BABIP: 0.315 K/9: 8.87 BB/9: 2.48 HR/9: 1.17

Wandy Peralta

Throws: L	Age: 33			
YR/C 19:	20:	21:	22:	23:
YR/E 19:-\$7	20:\$0	21:\$1	22:\$4	23:\$4

YR	TM	W-L	ERA	SV	IP	HR	BB/K	WHIP
21	---	5-4	3.35	5	51.0	6	21/43	1.373
22	NYN	3-4	2.72	4	56.3	2	17/47	1.052
23	NYN	4-2	2.83	4	54.0	7	30/51	1.222
24	FA	4-3	3.08	4	55	4	25/49	1.217

He's been a solid contributor in middle relief the last three years, but doesn't profile as a draft day pickup even in deep leagues.

Wily Peralta

Throws: R	Age: 35				
YR/C 19:\$3	20:	21:	22:	23:	
YR/E 19:-\$9	20:	21:\$2	22:\$0	23:	

YR	TM	W-L	ERA	SV	IP	HR	BB/K	WHIP
21	DET	4-5	3.07	0	93.7	12	38/58	1.341
22	DET	2-0	2.58	0	38.3	2	24/32	1.522
23	AAA	3-8	6.31	0	102.7	13	55/100	1.568

BABIP: 0.322 K/9: 8.77 BB/9: 4.82 HR/9: 1.14

Angel Perdomo

Throws: L	Age: 30			
YR/C 19:	20:	21:	22:	23:
YR/E 19:	20:	21:	22:	23:-\$1

YR	TM	W-L	ERA	SV	IP	HR	BB/K	WHIP
23	PIT	3-2	3.72	0	29.0	3	11/44	1.103

Cionel Perez

Throws: L	Age: 28			
YR/C 19:	20:	21:	22:	23:\$1
YR/E 19:	20:	21:	22:\$7	23:-\$4

YR	TM	W-L	ERA	SV	IP	HR	BB/K	WHIP
22	BAL	7-1	1.40	1	57.7	2	21/55	1.171
23	BAL	4-2	3.54	3	53.3	2	27/44	1.557
24	BAL	4-2	3.10	2	50	4	24/45	1.427

He managed to get some saves for the Orioles last year, but he's a control challenged ground ball pitcher (that's not necessarily a bad thing) who doesn't throw the strikeouts that might give him deep league fantasy value at some point.

Eury Perez

Throws: R	Age: 21					\$16
YR/C 19:	20:	21:	22:	23:	2024	
YR/E 19:	20:	21:	22:	23:\$9	Bid Price	

YR	TM	W-L	ERA	SV	IP	HR	BB/K	WHIP
23	AA	3-1	3.19	0	36.7	5	10/54	0.926
23	MIA	5-6	3.15	0	91.3	15	31/108	1.128
24	MIA	9-9	3.70	0	130	12	44/154	1.123

He had a fine rookie half-season spreading from May to September designed to not stress his arm. He turned 20 just days into the season, had pitched 77 innings in 2022, mostly in Double-A. The alarming indicator in his performance last year was the tendency to allow homers. He's a fly ball pitcher and works up in the zone with his 97 mph heater. It's a tough pitch to hit until it isn't, 10 of his homers allowed came off the pitch. But with a crushing slider, a tough curve, and a useful change he has other options. He'll surely be coddled a bit this year, as he should, but that's all to the good if it keeps this ace-in-the-making on the mound.

Francisco Perez

Throws: L	Age: 27			
YR/C 19:	20:	21:	22:	23:
YR/E 19:	20:	21:	22:	23:

YR	TM	W-L	ERA	SV	IP	HR	BB/K	WHIP
23	AA	5-1	4.43	1	40.7	4	20/53	1.327
24	OAK	1-2	4.42	0	30	3	17/27	1.601

BABIP: 0.326 K/9: 11.73 BB/9: 4.43 HR/9: 0.89

Martin Perez

Throws: L	Age: 33					\$1
YR/C 19:	20:\$1	21:	22:	23:\$5	2024	
YR/E 19:-\$13	20:-\$4	21:\$2	22:\$13	23:-\$6	Bid Price	

YR	TM	W-L	ERA	SV	IP	HR	BB/K	WHIP
21	BOS	7-8	4.74	0	114.0	19	36/97	1.509
22	TEX	12-8	2.89	0	196.3	11	69/169	1.260
23	TEX	10-4	4.45	0	141.7	21	49/93	1.404
24	PIT	10-6	3.80	0	150	15	52/114	1.377

I rode Martin's 2022 miracle season on a few of my fantasy teams, and I watched him pitch a bunch. His is not the stuff of a dominating arm, but he seemed to have an advanced feel for which pitch to throw in which location. He didn't need to strike guys out because all those weak grounders were like strikeouts. Alas, what was true in 2022 wasn't in 2023. The cutter lost its magic and he had to scrap. That scrapping led to his removal to the bullpen at the start of August, and he was very effective there

working in long relief. He's now signed with the Pirates, which should be a challenge and likely mean a return to the rotation. I'm not saying stay away, he's a fine pitcher in approach, but be careful because he lacks the tools to do his job decisively. So things can go wrong.

Dillon Peters

Throws: L	Age: 32				
YR/C 19:	20:	21:	22:	23:	
YR/E 19:-\$10	20:	21:-\$5	22:-\$6	23:	

YR	TM	W-L	ERA	SV	IP	HR	BB/K	WHIP
21	PIT	1-2	3.71	0	26.7	2	10/23	1.374
22	PIT	5-2	4.58	0	39.3	5	17/26	1.330

David Peterson

Throws: L	Age: 29			
YR/C 19:	20:	21:\$3	22:	23:\$4
YR/E 19:	20:\$9	21:-\$8	22:\$1	23:-\$15

YR	TM	W-L	ERA	SV	IP	HR	BB/K	WHIP
21	NYM	2-6	5.53	0	66.7	11	29/69	1.405
22	NYM	7-5	3.83	0	105.7	11	48/126	1.340
23	AAA	1-2	4.86	0	37.0	5	23/43	1.622
23	NYM	3-8	5.03	0	111.0	16	50/128	1.568
24	NYM	3-5	4.16	0	80	8	36/91	1.461

He had hip surgery in November to repair the labrum on the left side. The typical prognosis has him back, perhaps, in May. He's been a useful spare arm for the Mets, but he's not dominant nor in control enough for a regular rotation slot.

Brandon Pfaadt

Throws: R	Age: 26					\$6
YR/C 19:	20:	21:	22:	23:	2024	
YR/E 19:	20:	21:	22:	23:-\$13 Bid Price		

YR	TM	W-L	ERA	SV	IP	HR	BB/K	WHIP
23	AAA	6-2	3.71	0	60.7	11	16/69	1.236
23	ARI	3-9	5.72	0	96.0	22	26/94	1.406
24	ARI	8-11	4.33	0	150	25	36/156	1.253

His ability to get strikeouts took a hit while pitching for the Diamondbacks, but it is his inability to stifle homers that has the potential for his undoing. He has terrific control, but throughout his time coming up through the minors he's allowed more than one-and-a-half homers per nine innings pitched. That's a heavy burden even if you're getting 10+ strikeouts per 9, which he did not last year in the majors. This problem isn't a secret and Pfaadt is surely working with coaches to address it, so his terrific stuff may soon play better, but the issue's intractability so far has me doubting that this year will be the one. There will be some demand, but the chance that he'll only modestly improve this year is a reason to not fight too hard for him.

Connor Phillips

Throws: R	Age: 22			
YR/C 19:	20:	21:	22:	23:
YR/E 19:	20:	21:	22:	23:

YR	TM	W-L	ERA	SV	IP	HR	BB/K	WHIP
23	AA	4-5	3.86	1	105.0	10	57/154	1.410

Made five starts for the Reds last September and struggled with his control, an outcome predictable from his history. He also was hit hard, which led to five homers in just 20 innings. He'll likely start the year in Triple-A, refining his heater-slider-curve mix but will only get a shot at real big league success is if he can better throw strikes. REDS

Player Name

Evan Phillips

Throws: R		Age: 30		\$18				
YR/C 19:	20:	21:	22:	23:\$8	2024			
YR/E 19:-\$11	20:-\$4	21:	22:\$18	23:\$21	Bid Price			
YR	TM	W-L	ERA	SV	IP	HR	BB/K	WHIP
22	LAD	7-3	1.14	2	63.0	2	15/77	0.762
23	LAD	2-4	2.05	24	61.3	6	13/66	0.832
24	LAD	4-3	2.62	30	60	8	14/67	0.879

The last couple years, after getting his control issues under control, he’s looked like a closer and last year got to act like one. The secret, of course, is his adoption of the cutter, which isn’t a secret at all. He threw fewer strikeouts last year, which drops him out of the elite closer group and makes him perhaps a tad more affordable.

Jake Pilarski

Throws: R		Age: 26						
YR/C 19:	20:	21:	22:	23:				
YR/E 19:	20:	21:	22:	23:				
YR	TM	W-L	ERA	SV	IP	HR	BB/K	WHIP
23	A+	1-2	4.60	10	43.0	3	30/44	1.698
BABIP: 0.333 K/9: 9.21 BB/9: 6.28 HR/9: 0.63								

Konnor Pilkington

Throws: L		Age: 27						
YR/C 19:		20:	21:	22:	23:			
YR/E 19:		20:	21:	22:-\$2	23:			
YR	TM	W-L	ERA	SV	IP	HR	BB/K	WHIP
22	CLE	1-2	3.88	0	58.0	6	32/50	1.466
23	AAA	2-6	8.44	0	74.7	17	63/77	2.048
BABIP: 0.344 K/9: 9.28 BB/9: 7.59 HR/9: 2.05								

Riley Pint

Throws: R		Age: 27						
YR/C 19:		20:	21:	22:	23:			
YR/E 19:		20:	21:	22:	23:			
YR	TM	W-L	ERA	SV	IP	HR	BB/K	WHIP
23	AAA	3-4	6.12	0	57.3	3	57/85	1.745
BABIP: 0.333 K/9: 13.34 BB/9: 8.95 HR/9: 0.47								

Nick Pivetta

Throws: R		Age: 31				\$7		
YR/C	19:\$10	20:\$2	21:\$1	22:\$4	23:\$1	2024		
YR/E	19:-\$11	20:-\$7	21:-\$3	22:\$0	23:\$12	Bid Price		
YR	TM	W-L	ERA	SV	IP	HR	BB/K	WHIP
21	BOS	9-8	4.53	1	155.0	24	65/175	1.303
22	BOS	10-12	4.56	0	179.7	27	73/175	1.384
23	BOS	10-9	4.04	1	142.7	23	50/183	1.121
24	BOS	10-10	4.25	0	160	19	61/183	1.255

He started and ended the year in the rotation but was most effective overall when he worked as a reliever. His flexibility may be helpful to a major league team, but is a liability in fantasy. His problem both ways is his propensity to throw fly balls and the homers that follow. He showed last year that can have fantasy value, but he’s shown most other years that that value is very limited.

Zach Plesac

Throws: R		Age: 29						
YR/C 19:		20:\$4	21:\$19	22:\$6	23:\$2			
YR/E 19:\$6		20:\$33	21:-\$1	22:-\$5	23:			
YR	TM	W-L	ERA	SV	IP	HR	BB/K	WHIP
21	CLE	10-6	4.67	0	142.7	23	34/100	1.203
22	CLE	3-12	4.31	0	131.7	19	38/100	1.326
23	AAA	5-6	6.08	0	94.7	30	42/71	1.478
BABIP: 0.257 K/9: 6.75 BB/9: 3.99 HR/9: 2.85								

Colin Poche

Throws: L		Age: 30						
YR/C 19:	20:\$2	21:	22:	23:	2024			
YR/E 19:\$2	20:	21:	22:-\$1	23:\$11	Bid Price			
YR	TM	W-L	ERA	SV	IP	HR	BB/K	WHIP
22	TBR	4-2	3.99	7	58.7	11	22/64	1.168
23	TBR	12-3	2.23	1	60.7	4	24/61	1.087
24	TBR	7-2	3.77	3	55	4	21/57	1.136

He throws a lot of fly balls and last year, unlike in 2022, not that many left the yard. But his real value last year was being in the right place at the right time in order to reel in 12 wins in relief. He came into 22 games that were tied or when the Rays were down one run, and while that could happen again he’s unlikely to win half those games (though the Rays potent offense is a better bet to convert than many other teams). He also earned 22 holds, which has obvious value in some leagues.

Drew Pomeranz

Throws: L		Age: 36						
YR/C 19:\$1		20:\$2	21:\$6	22:	23:\$1			
YR/E 19:-\$6		20:\$8	21:-\$1	22:	23:			
YR	TM	W-L	ERA	SV	IP	HR	BB/K	WHIP
21	SDP	1-0	1.75	0	25.7	2	10/30	1.151

Has pitched 10.3 innings the last two years in the minors because of injuries. He’s expected to be ready for Spring Training, but it’s been quite a while since he was an effective major league pitcher.

Zach Pop

Throws: R		Age: 28						
YR/C 19:	20:	21:	22:	23:				
YR/E 19:	20:	21:-\$3	22:-\$1	23:				
YR	TM	W-L	ERA	SV	IP	HR	BB/K	WHIP
21	MIA	1-0	4.12	0	54.7	3	24/51	1.439
22	- - -	4-0	2.77	0	39.0	2	4/25	1.154
23	A	1-2	5.05	1	35.7	4	14/34	1.429
24	TOR	2-1	3.67	0	30	2	9/25	1.286
BABIP: 0.320 K/9: 8.58 BB/9: 3.53 HR/9: 1.01								

Sean Poppen

Throws: R		Age: 30						
YR/C 19:		20:	21:	22:	23:			
YR/E 19:		20:	21:	22:-\$6	23:			
YR	TM	W-L	ERA	SV	IP	HR	BB/K	WHIP
22	ARI	2-2	4.40	0	28.7	5	12/22	1.383
23	AAA	1-4	6.33	0	58.3	3	30/51	1.870
BABIP: 0.376 K/9: 7.87 BB/9: 4.63 HR/9: 0.46								

Cody Poteet

Throws: R		Age: 30							
YR/C 19:		20:		21:		22:		23:	
YR/E 19:		20:		21:-\$7		22:-\$6		23:	
YR	TM	W-L	ERA	SV	IP	HR	BB/K	WHIP	
21	MIA	2-3	4.99	0	30.7	7	16/32	1.358	
22	MIA	0-1	3.86	0	28.0	4	11/21	1.214	

Ryan Pressly

Throws: R			Age: 36			\$9		
YR/C 19:\$5		20:\$4	21:\$18	22:\$21	23:\$22	2024		
YR/E 19:\$10		20:\$9	21:\$19	22:\$15	23:\$14	Bid Price		
YR	TM	W-L	ERA	SV	IP	HR	BB/K	WHIP
21	HOU	5-3	2.25	26	64.0	4	13/81	0.969
22	HOU	3-3	2.98	33	48.3	4	13/65	0.894
23	HOU	4-5	3.58	31	65.3	8	16/74	1.072
24	HOU	4-4	2.90	12	60	7	15/72	1.033

Had some rough patches last summer and some smooth ones, but the overall results were solid enough. It was his worst season since 2017, the year before he started to throw more sliders and fewer fastballs, changing his whole

profile and becoming much more effective and, starting in the Covid short season, a closer. The culprits were off-speed pitches, his change and curve, which were pounded at times but also got his most swings and misses. Consider last year’s issues situational for now, but monitor his work closely early in the season for signs of more slippage rather than recovery. He’s at an age where decline should not be a surprise.

Quinn Priester

Throws: R		Age: 24						
YR/C 19:	20:	21:	22:	23:	2024			
YR/E 19:	20:	21:	22:	23:-\$19	Bid Price			
YR	TM	W-L	ERA	SV	IP	HR	BB/K	WHIP
23	AAA	9-4	4.00	0	108.0	6	47/116	1.333
23	PIT	3-3	7.74	0	50.0	12	27/36	1.700
24	PIT	7-8	4.99	0	120	12	57/100	1.523

He improved his control in Triple-A last year but it’s still not where you would like it to be, as demonstrated by his major league performance. He could see a more protracted time in Pittsburgh this year, but is going to have to walk fewer hitters to have fantasy value. I’m willing to risk a buck to find out if this is the year, though it probably isn’t.

Austin Pruitt

Throws: R		Age: 35							
YR/C 19:		20:\$1		21:		22:		23:	
YR/E 19:-\$2		20:		21:		22:-\$3		23:\$2	
YR	TM	W-L	ERA	SV	IP	HR	BB/K	WHIP	
22	OAK	0-1	4.23	1	55.3	11	9/38	1.034	
23	OAK	2-6	2.98	0	48.3	5	12/30	1.159	
24	FA	1-3	3.56	0	30	4	6/20	1.109	

A.J. Puk

Throws: L		Age: 29			\$1			
YR/C 19:	20:\$7	21:\$4	22:\$1	23:\$5	2024			
YR/E 19:	20:	21:	22:\$3	23:\$6	Bid Price			
YR	TM	W-L	ERA	SV	IP	HR	BB/K	WHIP
22	OAK	4-3	3.12	4	66.3	7	23/76	1.150
23	MIA	7-5	3.97	15	56.7	10	13/78	1.182
24	MIA	5-4	3.64	3	80	8	22/88	1.200

Finally, he’s established himself as a solid relief pitcher and potential closer. Against lefties, at least. Against lefties last year he allowed a .758 OPS, while against righties that jumped to .565. Missed a month in May and June with a nerve issue in his elbow and was effective for a time after he returned, but from July 5 to the end of the season he struggled with a 4.99 ERA (4.43 FIP) and allowed eight homers in 30.7 innings. He throws enough strikeouts to be useful in NL only leagues even if he isn’t closing, but becomes problematic if that homeritis carries over to this year. Notably, this year, the Marlins intend to move him to the rotation, a move that seems so doomed to failure I’m not yet changing his projection.

Cal Quantrill

Throws: R		Age: 29						
YR/C 19:		20:\$3	21:\$3	22:\$8	23:\$7			
YR/E 19:-\$4		20:\$7	21:\$15	22:\$10	23:-\$13			
YR	TM	W-L	ERA	SV	IP	HR	BB/K	WHIP
21	CLE	8-3	2.89	0	149.7	16	47/121	1.180
22	CLE	15-5	3.38	0	186.3	21	47/128	1.209
23	CLE	4-7	5.24	0	99.7	11	35/58	1.464
24	COL	7-8	4.30	0	150	19	48/100	1.380

For two years he managed to sustain low ERAs while walking a tightrope of runners on base and not so many strikeouts. Last year was statistical payback time and he was punished

with an ERA that may be been worse than he pitched. But he also struck out the fewest hitters of he career and walked the most, so there was earned badness, too. Now on the Rockies, coming off a season with multiple trips to the IL with shoulder inflammation, he could have his best season and safely be ignored for most fantasy purposes.

Jose Quijada

Throws: L		Age: 29						
YR/C 19:	20:	21:	22:	23:\$1				
YR/E 19-:\$9	20:	21-:\$7	22-:\$4	23:				
YR	TM	W-L	ERA	SV	IP	HR	BB/K	WHIP
21	LAA	0-2	4.56	0	25.7	2	15/38	1.389
22	LAA	0-5	3.98	3	40.7	5	21/52	1.144

Jose Quintana

Throws: L		Age: 35				\$1		
YR/C 19:\$11	20:\$5	21:\$4	22:\$1	23:\$3	2024			
YR/E 19-:\$3	20-:\$7	21-:\$4	22:\$10	23:\$0	Bid Price			
YR	TM	W-L	ERA	SV	IP	HR	BB/K	WHIP
21	---	0-3	6.43	0	63.0	12	35/85	1.730
22	---	6-7	2.93	0	165.7	8	47/137	1.217
23	NYM	3-6	3.57	0	75.7	5	24/60	1.308
24	NYM	6-8	3.49	0	150	14	51/132	1.327

He doesn't get a lot of strikeouts but his career ERA of 3.74 is matched by his xFIP and FIP. He missed the first half last year because of a stress fracture in his ribs, but brought his decent control and keep-the-ball-out-of-the-seats style to Citi Field. He can be a help in NL Only leagues if you don't pay too much for him and avoid bad matchups. Last year he had four non-quality starts, they were vs. Atlanta, Arizona, and Philadelphia, home and away.

Cole Ragans

Throws: L		Age: 27						
YR/C 19:	20:	21:	22:	23:	2024			
YR/E 19:	20:	21:	22-:56	23:58	Bid Price			
YR	TM	W-L	ERA	SV	IP	HR	BB/K	WHIP
22	TEX	0-3	4.95	0	40.0	6	16/27	1.475
23	- - -	7-5	3.47	0	96.0	7	41/113	1.156
24	KCR	9-10	3.90	0	160	13	65/173	1.235

He added three miles per hour going into last season, but struggled with the Rangers while pitching in longish relief. They traded him to the Royals for Aroldis Chapman at the All Star break and the Royals quickly added him to their rotation. He somehow immediately became a different pitcher, striking out more than two more per nine while walking nearly two fewer. And fly balls stopped flying out of the park. We're dealing with small samples on both sides of Ragans' 2023 divide, but the Royals had Ragans throw his slider more and the pitch was very effective. His improved control still meant nearly four batters per nine innings got a free pass, so he's not out of the woods yet, but unless the market goes crazy for him there is the chance this former first rounder will be a bargain at draft time. Especially in mixed leagues.

Tanner Rainey

Throws: R		Age: 32						
YR/C 19:		20:	21:\$2	22:\$5	23:			
YR/E 19-:\$3		20:\$6	21-:\$6	22-:\$1	23:			
YR	TM	W-L	ERA	SV	IP	HR	BB/K	WHIP
21	WSN	1-3	7.39	3	31.7	6	25/42	1.731
22	WSN	1-3	3.30	12	30.0	5	13/36	1.300
24	WSN	2-3	4.47	8	40	5	22/48	1.433

Brooks Raley

Throws: L		Age: 36		\$1				
YR/C 19:	20:	21:	22:	23:\$1	2024			
YR/E 19:	20-:\$2	21-:\$5	22:\$6	23:\$2	Bid Price			
YR	TM	W-L	ERA	SV	IP	HR	BB/K	WHIP
21	HOU	2-3	4.78	2	49.0	6	16/65	1.204
22	TBR	1-2	2.68	6	53.7	3	15/61	0.977
23	NYM	1-2	2.80	3	54.7	4	25/61	1.261
24	NYM	1-2	3.34	4	60	4	23/69	1.190

He had a fine season as a Mets setup guy and made 25 holds. He will try to do the same this year.

Erasmo Ramirez

Throws: R		Age: 34							
YR/C 19:		20:		21:		22:		23:	
YR/E 19:		20:\$5		21-:\$7		22:\$6		23-:\$16	
YR	TM	W-L	ERA	SV	IP	HR	BB/K	WHIP	
21	DET	1-1	5.74	0	26.7	4	5/20	1.107	
22	WSN	4-2	2.92	0	86.3	11	14/61	1.080	
23	---	3-3	6.41	0	60.3	11	13/43	1.575	
24	TBR	2-1	4.68	0	40	5	8/29	1.320	

He was released by the Nationals last June, when he was striking out just 4.33 per 9 in-ings, with a 6.33 ERA. The Rays sent him to the minors for a stretch and worked their magic. After he was recalled in July he struck out 8.10 per 9, and walked fewer hitters too. Unfortunately, he had 6.48 ERA, though a 4.01 xFIP. His xFIP in Washington was 5.62. He's not a fantasy factor, though he's been a useful reliever on occasion in recent years.

Nick Ramirez

Throws: L		Age: 35						
YR/C 19:		20:	21:	22:		23:		
YR/E 19:		20:	21:	22:		23:\$0		
YR	TM	W-L	ERA	SV	IP	HR	BB/K	WHIP
23	NYY	1-2	2.66	1	40.7	1	9/28	1.229
24	NYY	2-2	3.39	1	40	4	11/28	1.295

Noe Ramirez

Throws: R		Age: 35							
YR/C 19:		20:		21:		22:		23:	
YR/E 19:\$2		20:\$0		21:\$0		22-:\$6		23:	
YR	TM	W-L	ERA	SV	IP	HR	BB/K	WHIP	
21	---	0-2	3.00	1	36.0	3	12/29	0.972	
22	ARI	5-4	5.22	0	50.0	9	26/51	1.420	

Yohan Ramirez

Throws: R		Age: 29						
YR/C 19:		20:	21:	22:	23:			
YR/E 19:		20:\$1	21-:\$3	22-:\$5	23-:\$6			
YR	TM	W-L	ERA	SV	IP	HR	BB/K	WHIP
21	SEA	1-3	3.90	2	27.7	6	12/35	1.103
22	---	4-1	4.58	1	37.3	4	20/32	1.402
23	---	1-0	4	0	38.3	3	17/35	1.462

Lane Ramsey

Throws: L		Age: 28						
YR/C 19:		20:	21:	22:	23:			
YR/E 19:		20:	21:	22:	23:			
YR	TM	W-L	ERA	SV	IP	HR	BB/K	WHIP
23	AAA	4-4	5.50	6	36.0	4	27/48	1.806
BABIP: 0.386 K/9: 12.00 BB/9: 6.75 HR/9: 1.00								

Drew Rasmussen

Throws: R		Age: 29				\$4		
YR/C 19:	20:	21:	22:\$7	23:\$12	2024			
YR/E 19:	20-:\$5	21:\$7	22:\$19	23:\$4	Bid Price			
YR	TM	W-L	ERA	SV	IP	HR	BB/K	WHIP
21	---	4-1	2.84	1	76.0	5	25/73	1.079
22	TBR	11-7	2.84	0	146.0	13	31/125	1.041
23	TBR	4-2	2.62	0	44.7	2	11/47	1.051
24	TBR	3-2	3.40	0	45	3	11/41	1.060

He was hot during the Rays early streak last year, but a flexor strain in May ended his season and led to surgery in July with an internal brace procedure. That puts him on a timeline to come back around midseason this year, but will he return in time, and will he be sharp right out of the box? A small speculative bid may pay off, especially if you have unlimited IL slots.

Robbie Ray

Throws: L		Age: 33		\$1				
YR/C 19:\$15	20:\$13	21:\$5	22:\$24	23:\$14	2024			
YR/E 19:\$3	20:\$3	21:\$33	22:\$8	23:	Bid Price			
YR	TM	W-L	ERA	SV	IP	HR	BB/K	WHIP
21	TOR	13-7	2.84	0	193.3	33	52/248	1.046
22	SEA	12-12	3.71	0	189.0	32	62/212	1.190

May 2023 TJ means he might get in a few starts late in the season, which might make him a savvy endgame play in keeper leagues. That's why the Giants signed him for two years. Given the lengthy time off before the 2025 season, he might have worked through the control issues that crop up for starters a year and a half after the surgery.

Colin Rea

Throws: R		Age: 34						
YR/C 19:	20:	21:	22:	23:				
YR/E 19:	20:	21:	22:	23:\$2				
YR	TM	W-L	ERA	SV	IP	HR	BB/K	WHIP
23	MIL	6-6	4.55	0	124.7	23	38/110	1.187
24	MIL	6-7	4.67	0	120	11	38/105	1.234

He allows too many homers, year after year, to put out on the mound regularly, but could help on any given day with the right match-up.

Alex Reyes

Throws: R		Age: 30						
YR/C 19:\$7		20:\$1	21:\$4	22:\$1	23:			
YR/E 19:		20:\$0	21:\$13	22:	23:			
YR	TM	W-L	ERA	SV	IP	HR	BB/K	WHIP
21	STL	10-8	3.24	29	72.3	9	52/95	1.359
24	FA	2-3	3.62	9	30	2	20/38	1.380

The Dodgers declined to pick up his option while he rehabs from last June's shoulder surgery. He's a good one when healthy.

Trevor Richards

Throws: R		Age: 31						
YR/C 19:\$4		20:\$1	21:\$1	22:\$1		23:		
YR/E 19-:\$1		20-:\$4	21:\$7	22-:\$6		23-:\$6		
YR	TM	W-L	ERA	SV	IP	HR	BB/K	WHIP
21	---	7-2	3.50	1	64.3	12	22/78	0.967
22	TOR	3-2	5.34	0	64.0	9	35/82	1.438
23	TOR	2-1	4.95	0	72.7	13	35/105	1.348
24	TOR	3-2	4.38	0	60	5	28/81	1.305

Lyon Richardson

Throws: R		Age: 24						
YR/C 19:		20:	21:	22:	23:			
YR/E 19:		20:	21:	22:	23:			
YR	TM	W-L	ERA	SV	IP	HR	BB/K	WHIP
23	A	0-3	3.50	0	69.3	2	38/100	1.284
BABIP: 0.336 K/9: 12.98 BB/9: 4.93 HR/9: 0.26								

Yacksel Rios

Throws: R		Age: 31						
YR/C 19:	20:	21:	22:	23:				
YR/E 19:	20:	21:-\$5	22:	23:				
YR	TM	W-L	ERA	SV	IP	HR	BB/K	WHIP
21	---	3-0	4.28	0	27.3	3	16/23	1.255

Signed a minor league deal with the Mets and will be invited to Spring Training.

Player Name

Sem Robberse

Throws: R		Age: 23						
YR/C 19:		20:	21:	22:	23:			
YR/E 19:		20:	21:	22:	23:			
YR	TM	W-L	ERA	SV	IP	HR	BB/K	WHIP
23	AA	5-6	4.28	0	124.0	20	57/130	1.347
BABIP: 0.275 K/9: 9.44 BB/9: 4.14 HR/9: 1.45								

David Robertson

Throws: R		Age: 39						
YR/C 19:	20:	21:	22:\$5	23:\$8	2024			
YR/E 19:	20:	21:	22:\$10	23:\$10	Bid Price			
YR	TM	W-L	ERA	SV	IP	HR	BB/K	WHIP
22	---	4-3	2.40	20	63.7	6	35/81	1.171
23	---	6-6	3.03	18	65.3	7	25/78	1.194
24	FA	4-4	3.20	3	60	6	26/73	1.200

He finished last season strong for the Marlins, though he lost the closer job in August after blowing four of seven chances. Given his age and free agency status his value is going to likely land in a setup slot this year, assuming he chooses to keep playing. Unless he lands a closer job modest expectations are in order.

Nick Robertson

Throws: R		Age: 26						
YR/C 19:	20:	21:	22:	23:				
YR/E 19:	20:	21:	22:	23:				
YR	TM	W-L	ERA	SV	IP	HR	BB/K	WHIP
23	AAA	4-1	3.16	9	42.7	5	13/58	1.077

He walked a few too many hitters last year in the majors and was much better in Triple-A, but a lot of guys he left on came around to score, messing up this ERA. His FIP was 3.88. Has worked as a closer in the minor leagues, and while he's not in line to close in St. Louis there is some possibility that role is in his future.

Tekoah Roby

Throws: R		Age: 22						
YR/C 19:		20:	21:	22:	23:			
YR/E 19:		20:	21:	22:	23:			
YR	TM	W-L	ERA	SV	IP	HR	BB/K	WHIP
23	AA	2-3	4.63	0	58.3	6	15/69	1.201

He has a great fastball and an excellent curve, His slider and change are workable now. He was part of deal for Jordan Montgomery last summer, heading to St. Louis from Texas. He's struggled with arm injuries in recent years, but if stays healthy he could be up this season. CARDINALS

Carlos Rodon

Throws: L		Age: 32		\$11				
YR/C 19:?	20:\$1	21:\$2	22:\$19	23:\$20	2024			
YR/E 19:\$2	20:	21:\$30	22:\$28	23:-\$15	Bid Price			
YR	TM	W-L	ERA	SV	IP	HR	BB/K	WHIP
21	CHW	13-5	2.37	0	132.7	13	36/185	0.961
22	SFG	14-8	2.88	0	178.0	12	52/237	1.028
23	NYY	3-8	6.85	0	64.3	15	28/64	1.446
24	NYY	10-9	3.63	0	140	11	46/174	1.132

Take out the final eight runs-with-no-outs final start of Rodon's season and he still was terrible last year. A string of injuries, including talk of chronic back pain, kept him off of the field much of the time, and when he was able to pitch he was often ineffective. When healthy he's shown how dominant he can be, but with only two seasons of his nine with more than 150 innings pitched, the risk of getting nothing out of him or worse is very real.

Eduardo Rodriguez

Throws: L			Age: 31			\$15					
YR/C 19:\$15		20:\$14		21:\$10		22:\$16		23:\$5		2024	
YR/E 19:\$11		20:		21:\$1		22:-\$3		23:\$18		Bid Price	
YR	TM	W-L	ERA	SV	IP	HR	BB/K	WHIP			
21	BOS	13-8	4.74	0	157.7	19	47/185	1.393			
22	DET	5-5	4.05	0	91.0	12	34/72	1.330			
23	DET	13-9	3.30	0	152.7	15	48/143	1.153			
24	ARI	12-9	4.02	0	160	14	52/154	1.254			

He's been a quality pitcher who never seemed to catch a break. Injuries and COVID got in the way of his expression of excellence in past years, it seemed, but now that he's had a very good year it's hard not to notice that his improvement comes in areas in which he's not really much in control. He allowed fewer hits last year, so his WHIP was down, and allowed fewer homers than ever before while throwing fewer ground balls than he has since 2018. He missed five weeks with a finger injury in June/ July, so he didn't escape the injury bug entirely, either. A solid pitcher when he's on, but not as solid as he appeared last year. Chase Field these days is not a bad place to pitch, however, and Arizona's strong defense is a step up from the middlin' Tigers.

Elvin Rodriguez

Throws: R		Age: 26						
YR/C 19:		20:	21:	22:	23:			
YR/E 19:		20:	21:	22:-\$12	23:			
YR	TM	W-L	ERA	SV	IP	HR	BB/K	WHIP
22	DET	0-4	10.62	0	29.7	12	15/25	1.952
23	AAA	3-3	3.42	0	47.3	8	19/53	1.142

BABIP: 0.237 K/9: 10.08 BB/9: 3.61 HR/9: 1.52

Grayson Rodriguez

Throws: R		Age: 25		\$15				
YR/C 19:	20:	21:	22:\$3	23:\$11	2024			
YR/E 19:	20:	21:	22:	23:-\$2	Bid Price			
YR	TM	W-L	ERA	SV	IP	HR	BB/K	WHIP
23	AAA	4-0	1.96	0	41.3	4	19/56	1.090
23	BAL	7-4	4.35	0	122.0	16	42/129	1.336
24	BAL	11-8	3.69	0	160	14	55/173	1.238

He made the Orioles out of camp and struggled with a 7.35 ERA in eight starts before getting his ticket punched to Triple-A. Success there led to his recall, and in the second half he had a 2.58 ERA. There were differences in his approach. More strikeouts and walks and homers allowed in the first half, fewer of each in the second. He has excellent stuff and has a chance to be an elite starter if he continues to minimize the bases on balls and homers allowed. He did throw a lot more innings last year than in 2022 at a young age, which is sometimes a precursor to arm trouble. Bidding will be a game of chicken.

Joely Rodriguez

Throws: L		Age: 33						
YR/C 19:		20:\$1	21:\$1	22:	23:			
YR/E 19:		20:-\$2	21:-\$3	22:-\$6	23:			
YR	TM	W-L	ERA	SV	IP	HR	BB/K	WHIP
21	- - -	2-3	4.66	1	46.3	4	18/47	1.540
22	NYM	2-4	4.47	0	50.3	3	26/57	1.357
24	FA	2-3	4.12	0	40	3	19/43	1.449

YR	TM	W-L	ERA	SV	IP	HR	BB/K	WHIP
21	SFG	7-1	2.22	13	81.0	5	13/55	1.074
22	SFG	3-4	3.57	0	75.7	3	23/49	1.277
23	SFG	4-5	3.04	2	74.0	7	19/60	1.149
24	SFG	4-4	3.13	2	70	6	18/52	1.183

Richard Rodriguez

Throws: R		Age: 34						
YR/C 19:\$1		20:	21:\$12		22:	23:		
YR/E 19:\$0		20:\$13		21:\$13		22:	23:	
YR	TM	W-L	ERA	SV	IP	HR	BB/K	WHIP
21	---	5-4	2.94	14	64.3	8	10/42	0.936
23	AAA	2-1	4.38	0	63.7	5	20/43	1.303
BABIP: 0.289 K/9: 6.08 BB/9: 2.83 HR/9: 0.71								

Yerry Rodriguez

Throws: R		Age: 27						
YR/C 19:	20:	21:	22:	23:				
YR/E 19:	20:	21:	22:	23:				
YR	TM	W-L	ERA	SV	IP	HR	BB/K	WHIP
23	AAA	3-0	5.03	8	48.3	9	26/63	1.387
BABIP: 0.276 K/9: 11.73 BB/9: 4.84 HR/9: 1.68								

Josh Rogers

Throws: L		Age: 30						
YR/C 19:	20:	21:	22:	23:				
YR/E 19:	20:	21:-\$4	22:-\$8	23:				
YR	TM	W-L	ERA	SV	IP	HR	BB/K	WHIP
21	WSN	2-2	3.28	0	35.7	7	14/22	1.307
22	WSN	2-2	5.13	0	26.3	6	11/12	1.341
23	AAA	8-8	8.02	0	104.3	31	42/64	1.755
BABIP: 0.315		K/9: 5.52		BB/9: 3.62		HR/9: 2.67		

BABIP: 0.315 K/9: 5.52 BB/9: 3.62 HR/9: 2.67

Taylor Rogers

Throws: L			Age: 34			\$1					
YR/C 19:\$2		20:\$18		21:\$9		22:\$15		23:\$4		2024	
YR/E 19:\$18		20:\$8		21:\$2		22:\$5		23:\$1		Bid Price	
YR	TM	W-L	ERA	SV	IP	HR	BB/K	WHIP			
21	MIN	2-4	3.35	9	40.3	4	8/59	1.147			
22	- - -	4-8	4.76	31	64.3	7	19/84	1.186			
23	SFG	6-4	3.83	2	51.7	6	25/64	1.238			
24	SFG	5-5	3.75	3	60	50	22/77	1.209			

Got off to a rough start last year with an ERA of 7.00 in April, but was then dominant until he broke down in September with back tightness. His struggles with right-handed hitters limits his upside potential, he has .601 career OPS vs lefties, a .753 against righties, but those numbers were more extreme (.330 OPS vs. lefties, .975 vs. righties) last year.

Trevor Rogers

Throws: L		Age: 27		\$2				
YR/C 19:	20:	21:\$4	22:\$20	23:\$9	2024			
YR/E 19:	20:-\$7	21:\$17	22:-\$5	23:	Bid Price			
YR	TM	W-L	ERA	SV	IP	HR	BB/K	WHIP
21	MIA	7-8	2.64	0	133.0	6	46/157	1.150
22	MIA	4-11	5.47	0	107.0	15	45/106	1.505
23	MIA	-	-	-	-	-	-	/
24	MIA	5-8	4.12	0	100	9	38/106	1.320

Things were going better for him last April than they had in 2022, but then he strained his biceps, hit the IL, and partially tore his lat while rehabbing. His success in 2021, in a partial season, has to be discounted for now. The velocity bump he had when he was successful has smoothed and he has yet to show he can make his heater-change combo work without it. Which doesn't mean he's a sure bum.

Tyler Rogers

Throws: R		Age: 34							\$2
YR/C 19:	20:	21:\$2	22:\$4	23:	2024				
YR/E 19:	20:-\$1	21:\$16	22:-\$4	23:\$7	Bid Price				
YR	TM	W-L	ERA	SV	IP	HR	BB/K	WHIP	
21	SFG	7-1	2.22	13	81.0	5	13/55	1.074	
22	SFG	3-4	3.57	0	75.7	3	23/49	1.277	
23	SFG	4-5	3.04	2	74.0	7	19/60	1.149	
24	SFG	4-4	3.13	2	70	6	18/52	1.183	

His heavily ground ball stuff has been a fine

complement to Camilo Doval closing out games in which the Giants are ahead. That makes him one of the top setup guys in holds leagues, even though the strikeouts aren't big, but a closer in waiting at best in leagues that count saves only.

Drew Rom

Throws: L		Age: 25						
YR/C 19:	20:	21:	22:	23:				
YR/E 19:	20:	21:	22:	23:-\$20				
YR	TM	W-L	ERA	SV	IP	HR	BB/K	WHIP
23	AAA	9-6	4.82	0	97.0	8	50/118	1.567
23	STL	1-4	8.02	0	33.7	7	19/32	2.077
24	STL	1-3	5.35	0	30	4	16/29	1.913
BABIP: 0.369 K/9: 10.95 BB/9: 4.64 HR/9: 0.74								

Jordan Romano

Throws: R		Age: 31		\$17				
YR/C 19:	20:	21:\$6	22:\$20	23:\$22	2024			
YR/E 19:	20:\$6	21:\$17	22:\$20	23:\$15	Bid Price			
YR	TM	W-L	ERA	SV	IP	HR	BB/K	WHIP
21	TOR	7-1	2.14	23	63.0	7	25/85	1.048
22	TOR	5-4	2.11	36	64.0	4	21/73	1.016
23	TOR	5-7	2.90	36	59.0	6	24/72	1.220
24	TOR	5-5	3.06	35	65	4	25/79	1.138

Remarkably consistent the last two years, though his earnings dropped last year because of some minor differences in his ERA and WHIP. He's not the strikeout monster he was earlier in his career but should be one of the safer closers this year.

JoJo Romero

Throws: L		Age: 28							\$5
YR/C 19:	20:	21:	22:	23:	2024				
YR/E 19:	20:-\$11	21:	22:	23:\$2	Bid Price				
YR	TM	W-L	ERA	SV	IP	HR	BB/K	WHIP	
23	STL	4-2	3.68	3	36.7	1	10/42	1.063	
24	STL	3-2	3.66	3	45	3	16/50	1.210	

His season ended early with tendinitis in his knee, but he still set career bests in ERA and WHIP, IP, Wins, Losses, and Saves. He's likely to work as a setup guy this year and unless hitters catch up with his devastating slider he should be a productive one.

Tommy Romero

Throws: R		Age: 27						
YR/C 19:	20:	21:	22:	23:				
YR/E 19:	20:	21:	22:	23:				
YR	TM	W-L	ERA	SV	IP	HR	BB/K	WHIP
23	AAA	5-7	5.44	0	87.7	11	61/82	1.676
BABIP: 0.307 K/9: 8.42 BB/9: 6.26 HR/9: 1.13								

Kenny Rosenberg

Throws: L		Age: 29						
YR/C 19:	20:	21:	22:	23:				
YR/E 19:	20:	21:	22:	23:-\$5				
YR	TM	W-L	ERA	SV	IP	HR	BB/K	WHIP
23	AAA	7-7	4.95	0	100.0	14	46/120	1.510
23	LAA	2-2	3.82	0	33.0	3	14/29	1.485
24	LAA	2-2	4.15	0	40	4	18/34	1.477
BABIP: 0.349 K/9: 10.80 BB/9: 4.14 HR/9: 1.26								

Joe Ross

Throws: R		Age: 31				\$1		
YR/C 19:\$1	20:\$1	21:	22:	23:	2024			
YR/E 19:\$12	20:	21:\$0	22:	23:	Bid Price			
YR	TM	W-L	ERA	SV	IP	HR	BB/K	WHIP
21	WSN	5-9	4.17	0	108.0	17	34/109	1.222
24	MIL	2-3	4.18	0	40	3	13/39	1.240

He's missed the last two years following TJ and has now signed with the Brewers on a major league deal. His career arc is shadowy, in that he's never pitched more than 108 innings in a

year the major leagues. He looked sharp his first two seasons in Washington (2015-16) but then struggled the next few years. We'll see what he's got left this year.

Landen Roupp

Throws: R	Age: 25			
YR/C 19:	20:	21:	22:	23:
YR/E 19:	20:	21:	22:	23:

YR	TM	W-L	ERA	SV	IP	HR	BB/K	WHIP
23	AA	0-0	1.74	0	31.0	1	9/42	1.000

BABIP: 0.323 K/9: 12.19 BB/9: 2.61 HR/9: 0.29

Michael Rucker

Throws: R	Age: 30			
YR/C 19:	20:	21:	22:	23:
YR/E 19:	20:	21:-\$9	22:-\$5	23:-\$7

YR	TM	W-L	ERA	SV	IP	HR	BB/K	WHIP
21	CHC	0-0	6.99	1	28.3	5	11/30	1.530
22	CHC	3-1	3.95	0	54.7	8	20/50	1.292
23	CHC	2-1	4.91	0	40.3	6	19/40	1.439
24	CHC	2-1	4.21	0	45	4	19/44	1.395

Jose Ruiz

Throws: R		Age: 30		
YR/C 19:	20:	21:	22:	23:
YR/E 19:-\$14	20:	21:\$1	22:-\$5	23:-\$13

YR	TM	W-L	ERA	SV	IP	HR	BB/K	WHIP
21	CHW	1-3	3.05	0	65.0	8	25/63	1.169
22	CHW	1-0	4.60	0	60.7	9	33/68	1.429
23	---	2-1	5.89	0	44.3	10	21/39	1.648
24	PHI	1-1	4.58	0	40	3	19/40	1.460

Jackson Rutledge

Throws: R		Age: 25		
YR/C 19:	20:	21:	22:	23:
YR/E 19:	20:	21:	22:	23:

YR	TM	W-L	ERA	SV	IP	HR	BB/K	WHIP
23	AA	8-4	3.71	0	119.0	12	55/106	1.269

BABIP: 0.269 K/9: 8.02 BB/9: 4.16 HR/9: 0.91

Joe Ryan

Throws: R	Age: 28		\$14		
YR/C 19:	20:	21:	22:\$10	23:\$15	2024
YR/E 19:	20:	21:-\$1	22:\$12	23:\$7	Bid Price

YR	TM	W-L	ERA	SV	IP	HR	BB/K	WHIP
21	MIN	2-1	4.05	0	26.7	4	5/30	0.802
22	MIN	13-8	3.55	0	147.0	20	47/151	1.102
23	MIN	11-10	4.51	0	161.7	32	34/197	1.169
24	MIN	12-9	3.70	0	170	25	42/189	1.126

He's got a terrific arm, a lively fastball, and good control, but last year he allowed quite a few homers and that hurt. He added two new off-speed pitches in the spring, intending to reduce the fly balls he allowed, and had some success in the first half of the season. But he struggled to a 6.09 ERA in the second half with 2.63 HR/9 allowed [versus 1.35 in the first half]. The rule of thumb is that outsized HR/FB rates regress toward the 10 percent mark, so maybe the rate will slow this year, but as a fly ball pitcher Ryan is always going to allow a lot of homers. The key is keeping runners off base before lightning strikes. If he figures out how to do that Ryan could have a big year.

Ryder Ryan

Throws: R	Age: 29			
YR/C 19:	20:	21:	22:	23:
YR/E 19:	20:	21:	22:	23:

YR	TM	W-L	ERA	SV	IP	HR	BB/K	WHIP
23	AAA	4-2	3.76	2	55.0	4	22/56	1.236

BABIP: 0.288 K/9: 9.16 BB/9: 3.60 HR/9: 0.65

Hyun Jin Ryu

Throws: L	Age: 37				\$5
YR/C 19:\$8	20:\$18	21:\$24	22:\$13	23:	2024
YR/E 19:\$37	20:\$21	21:\$3	22:-\$9	23:-\$1	Bid Price

YR	TM	W-L	ERA	SV	IP	HR	BB/K	WHIP
21	TOR	14-10	4.37	0	169.0	24	37/143	1.225
22	TOR	2-0	5.67	0	27.0	5	4/16	1.333
23	TOR	3-3	3.46	0	52.0	9	14/38	1.288
24	FA	10-8	3.82	0	130	15	31/96	1.272

Returned from 2022 TJ last August and made 11 starts working out the post-surgery kinks. He didn't get all the way there but showed some signs that with a winter of rehab and recharging he might. At his best he combines masterful control and command while mixing a variety of pitches and speeds to keep hitters off balance. When that doesn't work he's susceptible to allowing long balls, but when he's keeping hitters off base those don't hurt as much. The opposite is also true, of course.

Andrew Saalfrank

Throws: L	Age: 27			
YR/C 19:	20:	21:	22:	23:
YR/E 19:	20:	21:	22:	23:

YR	TM	W-L	ERA	SV	IP	HR	BB/K	WHIP
23	AA	8-2	2.53	2	64.0	2	35/93	1.250

BABIP: 0.312 K/9: 13.08 BB/9: 4.92 HR/9: 0.28

Casey Sadler

Throws: R		Age: 34		
YR/C 19:	20:	21:	22:	23:
YR/E 19:\$4	20:-\$7	21:\$9	22:	23:

YR	TM	W-L	ERA	SV	IP	HR	BB/K	WHIP
21	SEA	0-1	0.67	0	40.3	1	10/37	0.723

Eduardo Salazar

Throws: R	Age: 26			
YR/C 19:	20:	21:	22:	23:
YR/E 19:	20:	21:	22:	23:

YR	TM	W-L	ERA	SV	IP	HR	BB/K	WHIP
23	AA	1-1	6.65	1	46.0	5	22/49	1.826

BABIP: 0.410 K/9: 9.59 BB/9: 4.30 HR/9: 0.98

Chris Sale

Throws: L	Age: 35				\$9
YR/C 19:\$37	20:\$17	21:\$5	22:\$14	23:\$13	2024
YR/E 19:\$11	20:	21:-\$2	22:	23:\$5	Bid Price

YR	TM	W-L	ERA	SV	IP	HR	BB/K	WHIP
21	BOS	5-1	3.16	0	42.7	6	12/52	1.351
23	BOS	6-5	4.30	0	102.7	15	29/125	1.130
24	ATL	9-7	4.06	0	130	16	37/155	1.176

Despite missing more than two months with a stress reaction in his left shoulder, he broke 100 innings pitched for the first time since 2019. Perhaps more importantly, after a slow start he had a strong May (before the injury) and a solid September (after the injury). This isn't to say he's back, because he did miss more than a third of the season, but he's still capable of pitching effectively when he can take the mound. Note that his ERA was inflated last year because of a lowLOB%. Now the Braves are on him, and someone in your league is going to push his price into the teens again, which as the past few years have shown is risky, but a more modest winning bid could pay dividends.

Player Name

Adrian Sampson

Throws: R	Age: 33							
YR/C 19:	20:	21:	22:	23:				
YR/E 19:	20:	21:-\$1	22:\$2	23:				
YR	TM	W-L	ERA	SV	IP	HR	BB/K	WHIP
21	CHC	1-2	2.80	0	35.3	8	8/28	1.083
22	CHC	4-5	3.11	0	104.3	10	27/73	1.230

Aaron Sanchez

Throws: R	Age: 32							
YR/C 19:\$2	20:	21:	22:	23:				
YR/E 19:-\$21	20:	21:-\$4	22:-\$9	23:				
YR	TM	W-L	ERA	SV	IP	HR	BB/K	WHIP
21	SFG	1-1	3.06	0	35.3	2	15/26	1.339
22	- - -	3-4	6.60	0	60.0	8	15/41	1.550
23	AAA	4-5	5.54	1	89.3	13	63/68	1.792
BABIP: 0.311 K/9: 6.85 BB/9: 6.35 HR/9: 1.31								

Cristopher Sanchez

Throws: L	Age: 28							
YR/C 19:	20:	21:	22:	23:	2024			
YR/E 19:	20:	21:	22:-\$8	23:\$11	Bid Price			
YR	TM	W-L	ERA	SV	IP	HR	BB/K	WHIP
22	PHI	2-2	5.63	1	40.0	5	17/35	1.375
23	AAA	3-2	4.35	0	49.7	6	29/44	1.449
23	PHI	3-5	3.44	0	99.3	16	16/96	1.047
24	PHI	7-7	4.11	0	140	13	37/130	1.194

His repertoire is sinker, slider, changeup and it generates a lot of ground balls. Among pitchers with more than 90 IP last year he ranked fourth in ground ball percentage, behind only Logan Webb, Alex Cobb, and Marcus Stroman. Unfortunately, he also ranked first in HR/FB if first means the most homers allowed, but happily he also ranked fifth in walk rate, meaning fewest walks per nine innings. Though there is nothing in his prospect profile that foreshadows his control and success last year, for now the proof lies in what he was able to get done. At least against lefties, who had little success against him (2.16 FIP). Righties, on the other hand, had a 4.56 FIP against him. He'll try to build off last year's success, but be prepared for him to return to the bullpen.

Nick Sandlin

Throws: R	Age: 27							
YR/C 19:	20:	21:	22:	23:				
YR/E 19:	20:	21:-\$2	22:\$1	23:\$5				
YR	TM	W-L	ERA	SV	IP	HR	BB/K	WHIP
21	CLE	1-1	2.94	0	33.7	2	17/48	1.145
22	CLE	5-2	2.25	0	44.0	2	24/41	1.159
23	CLE	5-5	3.75	0	60.0	12	24/66	1.033
24	CLE	4-3	3.69	0	55	7	25/61	1.123

Benefitted from a ridiculously low BABIP last year, which didn't help his ERA too much because he allowed so many homers, but it left him with a very attractive WHIP, even though he walks more than you'd like. He's not a reliever to target on auction/draft day.

Patrick Sandoval

Throws: L	Age: 28							
YR/C 19:	20:\$1	21:	22:\$10	23:\$9	2024			
YR/E 19:-\$6	20:-\$11	21:\$2	22:\$11	23:-\$8	Bid Price			
YR	TM	W-L	ERA	SV	IP	HR	BB/K	WHIP
21	LAA	3-6	3.62	1	87.0	11	36/94	1.207
22	LAA	6-9	2.91	0	148.7	8	60/151	1.343
23	LAA	7-13	4.11	0	144.7	12	74/128	1.513
24	LAA	7-12	3.56	0	150	14	69/143	1.413

We knew his great 2022 ERA was artificially deflated, so his regression last year wasn't a surprise. Both years he didn't allow home runs, which limited the damage, but his falling

strikeout rate and rising walk rate are a sign of trouble even if he's able to continue limiting hard hit balls. There is some potential for another fine season from Sandoval, but it's a thin line between that and losing.

Cole Sands

Throws: R	Age: 27							
YR/C 19:	20:	21:	22:	23:				
YR/E 19:	20:	21:	22:-\$7	23:				
YR	TM	W-L	ERA	SV	IP	HR	BB/K	WHIP
22	MIN	0-3	5.87	1	30.7	4	13/28	1.589
23	AAA	0-2	1.47	4	30.7	2	10/41	0.879
24	MIN	1-2	4.18	0	40	4	19/38	1.492

Environmentalists' least favorite relief pitcher.

Reiver Sanmartin

Throws: L	Age: 28							
YR/C 19:	20:	21:	22:\$1	23:				
YR/E 19:	20:	21:	22:-\$5	23:				
YR	TM	W-L	ERA	SV	IP	HR	BB/K	WHIP
22	CIN	4-4	6.32	0	57.0	8	29/47	1.667

Dennis Santana

Throws: R	Age: 28							
YR/C 19:	20:	21:	22:	23:				
YR/E 19:	20:-\$8	21:-\$3	22:-\$8	23:				
YR	TM	W-L	ERA	SV	IP	HR	BB/K	WHIP
21	- - -	2-4	4.28	0	54.7	4	32/46	1.476
22	TEX	3-8	5.22	1	58.7	2	28/54	1.340
23	AAA	5-3	4.91	5	33.0	6	20/41	1.818
24	FA	2-3	4.42	0	30	6	16/28	1.408

BABIP: 0.400 K/9: 11.18 BB/9: 5.45 HR/9: 1.64

Tony Santillan

Throws: R	Age: 27							
YR/C 19:	20:	21:	22:	23:				
YR/E 19:	20:	21:-\$2	22:	23:				
YR	TM	W-L	ERA	SV	IP	HR	BB/K	WHIP
21	CIN	1-3	2.91	0	43.3	7	21/56	1.276
23	AAA	1-2	7.88	2	32.0	5	28/40	2.063
24	CIN	-					/	

BABIP: 0.393 K/9: 11.25 BB/9: 7.88 HR/9: 1.41

Gregory Santos

Throws: R	Age: 25							
YR/C 19:	20:	21:	22:	23:	2024			
YR/E 19:	20:	21:	22:	23:\$2	Bid Price			
YR	TM	W-L	ERA	SV	IP	HR	BB/K	WHIP
23	CHW	2-2	3.39	5	66.3	2	17/66	1.297
24	CHW	2-3	3.94	22	65	6	21/65	1.353

Pitched well in the first half and got a chance to close in August, but he fumbled the chance with a 6.75 ERA that month and a 4.76 in September before he hit the IL with elbow inflammation. He throws a hard sinker and a less-hard slider and gets lots of ground balls, but doesn't strike out enough to excite 5x5 fantasy players unless he collects saves (or holds, if you count them). No guarantee he'll get another chance at closer, though at present he seems to be the guy.

Tayler Saucedo

Throws: L	Age: 31							
YR/C 19:	20:	21:	22:	23:				
YR/E 19:	20:	21:-\$7	22:	23:-\$2				
YR	TM	W-L	ERA	SV	IP	HR	BB/K	WHIP
21	TOR	0-0	4.56	0	25.7	1	10/19	1.270
23	SEA	3-2	3.59	1	47.7	2	23/43	1.342
24	SEA	3-2	3.71	1	45	4	21/39	1.361

Josh Sborz

Throws: R	Age: 31							
YR/C 19:	20:	21:	22:	23:				
YR/E 19:	20:	21:-\$1	22:	23:-\$3				
YR	TM	W-L	ERA	SV	IP	HR	BB/K	WHIP
21	TEX	4-3	3.97	1	59.0	7	32/69	1.424
23	TEX	6-7	5.50	0	52.3	8	17/66	1.147
24	TEX	5-5	4.44	5	55	9	23/69	1.303

Max Scherzer

Throws: R	Age: 40							
YR/C 19:\$40	20:\$36	21:\$27	22:\$30	23:\$30	2024			
YR/E 19:\$29	20:\$6	21:\$46	22:\$32	23:\$16	Bid Price			
YR	TM	W-L	ERA	SV	IP	HR	BB/K	WHIP
21	- - -	15-4	2.46	0	179.3	23	36/236	0.865
22	NYM	11-5	2.29	0	145.3	13	24/173	0.910
23	- - -	13-6	3.77	0	152.7	28	45/174	1.120
24	TEX	4-2	3.51	0	60	10	15/71	1.057

By the end of last year, as he was taken off the World Series roster, he seemed bloodied and perhaps done. In his three postseason starts he threw a total of 9.7 innings with a 6.52 ERA. He tried to rehab but decided in December to have surgery to repair a ruptured disk in his back. The prognosis is he'll be back by July, maybe, and the Rangers will surely try to protect him during the regular season so that he'll be helpful as they defend their title. What worries me is that for three straight years he's been pitching with good BABIP luck, helpful LOB% rates, and in two of those years elevated HR/FB rates. With a little worse luck and bad timing his numbers wouldn't look nearly so good. He's also seen his fastball velocity decline each year. His price shouldn't be pushed. Getting back peak Scherzer is very unlikely.

Clarke Schmidt

Throws: R	Age: 28							
YR/C 19:	20:	21:	22:	23:\$3	2024			
YR/E 19:	20:	21:	22:\$0	23:-\$4	Bid Price			
YR	TM	W-L	ERA	SV	IP	HR	BB/K	WHIP
22	NYY	5-5	3.12	2	57.7	5	23/56	1.206
23	NYY	9-9	4.64	0	159.0	24	46/149	1.352
24	NYY	9-8	4.14	0	150	15	46/143	1.308

Converted from relief to starter last year and held up for 32 starts, with a 70 IP jump. Some say that a big jump puts youngsters at risk, but Schmidt isn't a youngster at this point. Still, we'll see. Another question: Is Schmidt cut out to be a starter. Last year his OPS first time through the order was .689, second time .815, third time .910. He's had good success starting in Triple-A, but he's been much more hittable in the majors.

Jesse Scholtens

Throws: R	Age: 30							
YR/C 19:	20:	21:	22:	23:				
YR/E 19:	20:	21:	22:	23:-\$14				
YR	TM	W-L	ERA	SV	IP	HR	BB/K	WHIP
23	AAA	2-2	4.44	0	46.7	9	13/45	1.242
23	CHW	1-9	5.29	1	85.0	15	30/58	1.529
24	CHW	2-6	4.78	0	80	8	28/65	1.442
BABIP: 0.290 K/9: 8.68 BB/9: 2.51 HR/9: 1.74								

John Schreiber

Throws: R	Age: 30							
YR/C 19:	20:	21:	22:	23:\$1	2024			
YR/E 19:	20:-\$9	21:	22:\$11	23:-\$4	Bid Price			
YR	TM	W-L	ERA	SV	IP	HR	BB/K	WHIP
22	BOS	4-4	2.22	8	65.0	3	19/74	0.985
23	BOS	2-1	3.86	1	46.7	6	25/53	1.413
24	BOS	3-2	3.68	4	60	9	25/67	1.247

Followed his excellent 2022 season with a decent beginning last year in relief, but tore a shoulder muscle in May and missed about two months. Struggled with his control both before and after the injury, though that hadn't been an issue in preceding years. Unless Kenley Jansen goes down he's not a guy to target.

Tanner Scott		\$15	
Throws: L		Age: 30	
YR/C 19:	20:	21:\$4	22:\$1 23:\$2 2024
YR/E 19:	\$8	20:\$5	21:\$2 22:\$8 23:\$20 Bid Price
YR	TM	W-L	ERA SV IP HR BB/K WHIP
21	BAL	5-4	5.17 0 54.0 6 37/70 1.574
22	MIA	4-5	4.31 20 62.7 5 46/90 1.624
23	MIA	9-5	2.31 12 78.0 3 24/104 0.987
24	MIA	5-4	3.23 22 65 5 31/88 1.253

Was part of a trio of putative closers in the first half and he struggled with his control early, then began to put it together in June. The trio was subsumed when the Marlins picked up David Robertson at the trade deadline, but as he struggled Scott shone and was the team's closer down the stretch. He threw a lot of innings in a lot of games last, which is often a precursor to struggles the next, but not always. Balance what appeared to be a skills advance with increased injury risk and indicated role while bidding.

Connor Seabold			
Throws: R		Age: 28	
YR/C 19:	20:	21:	22:
YR/E 19:	20:	21:	22:
YR	TM	W-L	ERA SV IP HR BB/K WHIP
23	AAA	1-2	7.47 0 31.3 3 8/36 1.725
23	COL	1-7	7.52 0 87.3 19 28/67 1.649
BABIP: 0.434 K/9: 10.34 BB/9: 2.30 HR/9: 0.86			

JP Sears		\$4	
Throws: L		Age: 28	
YR/C 19:	20:	21:	22:
YR/E 19:	20:	21:	22:
YR	TM	W-L	ERA SV IP HR BB/K WHIP
22	- - -	6-3	3.86 0 70.0 8 23/51 1.286
23	OAK	5-14	4.54 0 172.3 34 53/161 1.265
24	OAK	8-12	4.16 0 170 16 53/153 1.269

He allowed homers in 21 of his 32 starts and had a record of 2-11 in those games with an ERA of 5.77. In the 11 no-homer games he was 3-3 with a 2.25 ERA. The importance here isn't the difference in effectiveness, these two groups were selected for that, but for the number of games Sears allowed dingers. There is hope for Sears, he has good location and good movement, but he is going to have to figure out a way to reduce the hard contact in the air if he's going to thrive.

Colin Selby			
Throws: R		Age: 27	
YR/C 19:	20:	21:	22:
YR/E 19:	20:	21:	22:
YR	TM	W-L	ERA SV IP HR BB/K WHIP
23	AAA	0-0	3.86 6 30.3 0 22/41 1.353
BABIP: 0.284 K/9: 12.16 BB/9: 6.53 HR/9: 0.00			

Kodai Senga		\$16	
Throws: R		Age: 31	
YR/C 19:	20:	21:	22:
YR/E 19:	20:	21:	22:
YR	TM	W-L	ERA SV IP HR BB/K WHIP
23	NYM	12-7	2.98 0 166.3 17 77/202 1.221
24	NYM	13-8	3.51 0 180 19 79/217 1.228

He had a terrific rookie season, but most of the indicators argue for a little less terrific this season. Expect some more runners he's left on base to score, and maybe a few more fly balls to leave the park, but his cutter and splitter are so good that he should be able to limit the damage. In the meantime, you can hope things break his way again.

Antonio Senzatela			
Throws: R		Age: 29	
YR/C 19:	20:	21:\$1	22:
YR/E 19:	\$28	20:\$13	21:\$3 22:\$2 23:
YR	TM	W-L	ERA SV IP HR BB/K WHIP
21	COL	4-10	4.42 0 156.7 12 32/105 1.344
22	COL	3-7	5.07 0 92.3 9 23/54 1.694
July 2023 TJ means he'll miss 2024.			

Luis Severino		\$1	
Throws: R		Age: 30	
YR/C 19:	\$23	20:\$7	21:\$4 22:\$11 23:\$14
YR/E 19:	20:	21:	22:\$11 23:\$24
YR	TM	W-L	ERA SV IP HR BB/K WHIP
22	NYY	7-3	3.18 0 102.0 14 30/112 1.000
23	NYY	4-8	6.65 0 89.3 23 34/79 1.646
24	NYM	7-7	4.75 0 110 11 37/107 1.361

Last season was cut short by an oblique strain after starting seven weeks late with a lat strain. The Mets are paying him \$13M not because of last year's execrable performance, but because he was back throwing hard and is well past his TJ return date. His four-seamer was hammered last year, to the tune of a .688 SLG against, so he knows where there is work to do. You know that makes him a perfect endgame pickup.

Paul Sewald		\$16	
Throws: R		Age: 34	
YR/C 19:	20:	21:	22:\$8 23:\$12 2024
YR/E 19:	20:	21:\$12	22:\$18 23:\$14 Bid Price
YR	TM	W-L	ERA SV IP HR BB/K WHIP
21	SEA	10-3	3.06 11 64.7 10 24/104 1.028
22	SEA	5-4	2.67 20 64.0 10 17/72 0.766
23	- - -	3-2	3.12 34 60.7 8 24/80 1.153
24	ARI	5-3	3.30 30 65 9 23/85 1.045

He throws lots of fly balls and can be hurt when they go yard, especially because his control isn't great. He gets strikeouts and limits hard contact, which is why he's been a pretty effective closer the last two years. He struggled a bit in Arizona after the trade, but it was a small sample and it was just three games out of 20 that did the damage. A reasonable choice as a fantasy closer going into this year, though reasonable is far from a guarantee.

Bryan Shaw			
Throws: R		Age: 37	
YR/C 19:	20:	21:	22:
YR/E 19:	\$6	20:	21:\$2 22:\$6 23:\$2
YR	TM	W-L	ERA SV IP HR BB/K WHIP
21	CLE	6-7	3.49 2 77.3 10 38/71 1.388
22	CLE	6-2	5.40 1 58.3 9 26/52 1.446
23	CHW	0-0	4.14 4 45.7 3 17/40 1.225
24	FA	3-2	4.11 2 50 6 22/45 1.349

Emmet Sheehan		\$3	
Throws: R		Age: 25	
YR/C 19:	20:	21:	22:
YR/E 19:	20:	21:	22:
YR	TM	W-L	ERA SV IP HR BB/K WHIP
23	AA	4-2	2.43 0 63.0 7 29/102 0.905
23	LAD	4-1	4.92 1 60.3 11 26/64 1.194
24	LAD	8-5	4.52 0 130 13 59/131 1.250

His first two starts in June were quality, if you know what I mean, and his last one in September was, too. In between he mixed in stinkers and some good short ones. His skills are okay. Or rather he has two good pitches, a 95 mph heater and a good change, and a developing slider that was somewhat effective. His control and ability to keep the ball in the park given his fly ball friendly profile are works in progress. For what it's worth, Sheehan gave up 2023's hardest hit ball with an exit velocity of 121.2 mph. The batter? Ronald Acuna Jr., so it may just be a matter of power meeting power. Sheehan might take the next step at any time, but there's a fair chance he'll end up in middle relief. This should be a year to get a cheap roll of the dice or else pass.

Justus Sheffield			
Throws: L		Age: 28	
YR/C 19:	\$20	20:\$3	21:\$7 22:
YR/E 19:	\$10	20:\$4	21:\$0 22:
YR	TM	W-L	ERA SV IP HR BB/K WHIP
21	SEA	7-8	6.83 0 80.3 14 43/63 1.848
23	AA	2-6	7.63 0 63.7 9 46/60 1.884
BABIP: 0.351 K/9: 8.48 BB/9: 6.50 HR/9: 1.27			

Chasen Shreve			
Throws: L		Age: 34	
YR/C 19:	20:	21:	22:
YR/E 19:	20:	\$2	21:\$1 22:\$9 23:\$6
YR	TM	W-L	ERA SV IP HR BB/K WHIP
21	PIT	3-3	3.20 0 56.3 7 28/45 1.266
22	NYM	1-1	6.49 0 26.3 6 10/29 1.418
23	- - -	1-2	5 0 44.7 7 14/45 1.342
24	FA	1-1	4.36 0 30 9 11/30 1.345

Jared Shuster			
Throws: L		Age: 26	
YR/C 19:	20:	21:	22:
YR/E 19:	20:	21:	22:
YR	TM	W-L	ERA SV IP HR BB/K WHIP
23	AAA	5-6	5.01 0 79.0 10 45/64 1.684
23	ATL	4-3	5.81 0 52.7 7 26/30 1.499
24	CHW	4-6	4.82 0 80 8 34/63 1.405

A hot spring training and the Braves hurting starters landed Shuster in the rotation for parts of the first half of the season, and he ended up striking out 25 and walking 22 in 45 innings. That's not enough hit and miss or control to hold onto a major league roster spot and he spent much of the second half in Triple-A, with a few spot starts when there were injuries. His lower-minor successes were built on great control and a terrific change up. The White Sox will try to make that work in Triple-A this year.

Chase Silseth		\$3	
Throws: R		Age: 24	
YR/C 19:	20:	21:	22:
YR/E 19:	20:	21:	22:
YR	TM	W-L	ERA SV IP HR BB/K WHIP
22	LAA	1-3	6.59 0 28.7 7 12/24 1.596
23	AAA	4-1	2.96 0 45.7 1 20/49 1.182
23	LAA	4-1	3.96 0 52.3 9 26/56 1.281
24	LAA	8-7	4.18 0 120 13 56/125 1.365

He throws 95 but his fastball has been very hittable thus far, which is too bad because his breaking stuff is tough. He started out the season in the bullpen but finished it with seven starts. He was decidedly better in the rotation, or should I say in the back of the rotation. We'll need a larger sample and a second time through the league to know whether he can

BABIP: 0.311 K/9: 8.86 BB/9: 6.54 HR/9: 1.05

George Soriano

Throws: R		Age: 25						
YR/C 19:		20:	21:	22:	23:			
YR/E 19:		20:	21:	22:	23:-\$3			
YR	TM	W-L	ERA	SV	IP	HR	BB/K	WHIP
23	MIA	0-0	3.81	1	52.0	6	23/52	1.327
24	MIA	0-1	3.85	1	40	6	18/39	1.352

Jose Soriano

Throws: R		Age: 26							\$2
YR/C 19:	20:	21:	22:	23:	2024				
YR/E 19:	20:	21:	22:	23:-\$3	Bid Price				
YR	TM	W-L	ERA	SV	IP	HR	BB/K	WHIP	
23	LAA	1-3	3.64	0	42.0	4	23/56	1.333	
24	LAA	3-8	4.25	1	55	4	30/70	1.348	

Setup guy? He throws hard and the guy ahead of him isn't that good.

Michael Soroka

Throws: R		Age: 27		\$1					
YR/C 19:\$2		20:\$13		21:		22:\$1		2024	
YR/E 19:\$24		20:		21:		22:		23:-\$10 Bid Price	
YR	TM	W-L	ERA	SV	IP	HR	BB/K	WHIP	
23	AAA	4-4	3.41	0	87.0	6	28/92	1.069	
23	ATL	2-2	6	0	32.3	9	12/29	1.486	
24	CHW	7-9	4.65	0	130	18	47/119	1.350	

Since 29 starts back in 2019 he's had two Achilles' surgeries and last season ended in early September with forearm inflammation that required surgery. In that brief window when he was healthy he was not dominating but crafty and effective. He was able to be non-dominating last year but was also ineffective. At this point the upside isn't there to reach past his injury history, but if he starts looking good at all (and healthy) getting him for cheap could be a help.

Gregory Soto

Throws: L		Age: 29			\$4				
YR/C 19:	20:	21:\$5	22:\$11	23:\$2	2024				
YR/E 19:-\$16	20:-\$4	21:\$7	22:\$9	23:\$0	Bid Price				
YR	TM	W-L	ERA	SV	IP	HR	BB/K	WHIP	
21	DET	6-3	3.39	18	63.7	7	40/76	1.361	
22	DET	2-11	3.28	30	60.3	2	34/60	1.381	
23	PHI	3-4	4.62	3	60.3	6	22/65	1.144	
24	PHI	3-6	3.58	9	65	5	31/71	1.263	

He had a great season working as the Phillies setup guy but his ERA doesn't show it because so many runners scored on him. There's no reason to think he can't do it again, with better numbers because of better more average luck.

Alex Speas

Throws: L		Age: 26						
YR/C 19:		20:	21:	22:	23:			
YR/E 19:		20:	21:	22:	23:			
YR	TM	W-L	ERA	SV	IP	HR	BB/K	WHIP
23	AA	5-2	2.86	4	56.7	2	38/85	1.270

BABIP: 0.281 K/9: 13.50 BB/9: 6.04 HR/9: 0.32

Gabe Speier

Throws: L		Age: 29						
YR/C 19:	20:	21:	22:	23:				
YR/E 19:	20:	21:	22:	23:\$3				
YR	TM	W-L	ERA	SV	IP	HR	BB/K	WHIP
23	SEA	2-2	3.79	1	54.7	7	11/64	1.060
24	SEA	2-2	3.38	1	50	4	11/54	1.107

When I was in high school a bunch of us hung out on top of a pump house in Gaynor Park near the basketball courts in St. James, NY, where there was always a pickup game going on. One day we saw a guy in a Giants uniform holding a clinic on the baseball diamond nearby.

It was Chris Speier, Gabe Speier's uncle. We were a little awed. Gabe came into his own last season as a lefty setup guy for the Mariners. If you thought lefty specialists were a thing of the past, look at Speier's usage last year. He pitched 54.7 innings in 69 games, facing 105 lefties (against whom he had a .535 OPS) and 111 righties (against whom he had a .780 OPS). He will probably never get an MVP vote, as his uncle once did, but he was a useful piece properly used last year by the Seattle team.

Carson Spiers

Throws: R		Age: 27						
YR/C 19:		20:	21:	22:	23:			
YR/E 19:		20:	21:	22:	23:			
YR	TM	W-L	ERA	SV	IP	HR	BB/K	WHIP
23	AA	9-3	3.60	0	85.0	6	41/106	1.318

Something of an emergency replacement in the Reds rotation in September, he was not very effective, allowing 10 ER in 13 innings pitched while striking out 12 and walking seven. He's only had 19 innings at Triple-A so far and walked 4.45 per nine in 83 Double-A innings but did strike out 106. His effective fast ball/slider combo might play better out of the bullpen. REDS

Jeffrey Springs

Throws: L		Age: 32						
YR/C 19:	20:	21:	22:	23:	\$12			
YR/E 19:-\$11	20:-\$7	21:\$1	22:\$19	23:				
YR	TM	W-L	ERA	SV	IP	HR	BB/K	WHIP
21	TBR	5-1	3.43	2	44.7	9	14/63	1.109
22	TBR	9-5	2.46	0	135.3	14	31/144	1.073

His season ended in April after two excellent starts and a third abbreviated one. He had TJ shortly thereafter and could be back by mid-season this year, but history suggests even if the surgery goes well he'll struggle at first with his control. A pick to avoid this year.

Craig Stammen

Throws: R		Age: 40							
YR/C 19:\$1		20:\$2		21:		22:\$1		23:	
YR/E 19:\$8		20:-\$6		21:\$10		22:-\$6		23:	
YR	TM	W-L	ERA	SV	IP	HR	BB/K	WHIP	
21	SDP	6-3	3.06	1	88.3	13	13/83	1.044	
22	SDP	1-2	4.43	0	40.7	9	10/35	1.368	

Ryne Stanek

Throws: R		Age: 33							
YR/C 19:\$1		20:\$1		21:		22:\$1		23:	
YR/E 19:-\$1		20:-\$7		21:\$1		22:\$5		23:-\$2	
YR	TM	W-L	ERA	SV	IP	HR	BB/K	WHIP	
21	HOU	3-5	3.42	2	68.3	8	37/83	1.219	
22	HOU	2-1	1.15	1	54.7	2	31/62	1.236	
23	HOU	3-1	4.09	0	50.7	8	21/51	1.243	
24	FA	3-2	3.66	1	55	4	27/60	1.245	

Josh Staumont

Throws: R		Age: 31						
YR/C 19:		20:	21:\$1	22:\$1		23:		
YR/E 19:		20:\$2	21:\$7	22:-\$4		23:		
YR	TM	W-L	ERA	SV	IP	HR	BB/K	WHIP
21	KCR	4-3	2.88	5	65.7	6	27/72	1.074
22	KCR	3-3	6.45	3	37.7	3	29/43	1.774
24	FA	2-2	4.35	2	30	5	18/34	1.423

Drew Steckenrider

Throws: R		Age: 33						
YR/C 19:\$8		20:	21:	22:\$3	23:			
YR/E 19:		20:	21:\$15	22:	23:			
YR	TM	W-L	ERA	SV	IP	HR	BB/K	WHIP
21	SEA	5-2	2.00	14	67.7	5	17/58	1.027

Was placed on the restricted list last March and didn't play in 2023.

Justin Steele

Throws: L		Age: 29		\$16				
YR/C 19:	20:	21:	22:	23:\$7	2024			
YR/E 19:	20:	21:-\$4	22:\$5	23:\$23	Bid Price			
YR	TM	W-L	ERA	SV	IP	HR	BB/K	WHIP
21	CHC	4-4	4.26	0	57.0	12	27/59	1.351
22	CHC	4-7	3.18	0	119.0	8	50/126	1.353
23	CHC	16-5	3.06	0	173.3	14	36/176	1.171
24	CHC	12-7	3.59	0	170	16	48/172	1.228

Was very successful with two pitches (fastball/slider) after converting his four-seamer to a cutter. Plus, dramatic improvement in his control. He's probably more of a 3.50-3.75 ERA guy than the sub 3.25 he's been the last two years, but who really knows? Somehow he did it twice in a row.

Trevor Stephan

Throws: R		Age: 29						
YR/C 19:		20:	21:	22:	23:\$1			
YR/E 19:		20:	21:-\$3	22:\$4	23:\$0			
YR	TM	W-L	ERA	SV	IP	HR	BB/K	WHIP
21	CLE	3-1	4.41	1	63.3	15	31/75	1.410
22	CLE	6-5	2.69	3	63.7	3	18/82	1.187
23	CLE	7-7	4.06	2	68.7	6	26/75	1.295
24	CLE	4-4	3.99	2	65	5	24/75	1.281

He struggled with his control in September and the bad month wrecked his season-long stats, but apart from the free passes he didn't pitch badly. He may not reach the heights he showed in 2022 again, but there's a good chance he'll serve as Emmanuel Clase's setup guy again, which would make him valuable in hold leagues.

Jackson Stephens

Throws: R		Age: 30						
YR/C 19:		20:	21:	22:	23:			
YR/E 19:		20:	21:	22:-53		23:		
YR	TM	W-L	ERA	SV	IP	HR	BB/K	WHIP
22	ATL	3-3	3.69	2	53.7	3	23/47	1.353
23	A+	2-1	2.70	0	33.3	1	7/34	1.051
24	ATL	1-1	3.54	1	30	2	12/27	1.370

BABIP: 0.307 K/9: 9.18 BB/9: 1.89 HR/9: 0.27

Robert Stephenson

Throws: R		Age: 31				\$2		
YR/C 19:	20:	21:	22:\$1	23:	2024			
YR/E 19:\$5	20:-\$14	21:-\$2	22:-\$10	23:\$8	Bid Price			
YR	TM	W-L	ERA	SV	IP	HR	BB/K	WHIP
21	COL	2-1	3.13	1	46.0	5	18/52	1.304
22	---	2-2	5.43	0	58.0	10	14/55	1.328
23	---	3-4	3.10	1	52.3	8	16/77	0.880
24	LAA	3-3	3.94	1	60	9	19/74	1.120

A dramatic turnaround after he landed in Tampa from Pittsburgh, maybe because in the early season he was still recovering from a sore elbow that kept him out until mid-April. Or maybe it's just that the Rays are great at getting the most out of a lot of pitchers. In any case, he's signed with the Angels for three years and nice coin. It will be one of the year's most interesting stories if the changes the Rays helped him with last year stick.

Brock Stewart

Throws: R		Age: 33						\$3
YR/C 19:	20:	21:	22:	23:	2024			
YR/E 19:	20:	21:	22:	23:\$4	Bid Price			
YR	TM	W-L	ERA	SV	IP	HR	BB/K	WHIP
23	MIN	2-0	0.65	1	27.7	1	11/39	1.083
24	MIN	3-2	3.44	2	55	4	18/64	1.164

Player Name

Two surgeries and three years away from the big leagues and Brock Stewart returned with a nearly six mph faster fastball, a cutter, and a sweeper. He nearly doubled his strikeout rate from 2019, his last time in the majors, with only a tick up in walk rate. He did spend time on the 60-day IL last summer with a sore elbow, so health worries aren't a thing of the past, but if he can stay healthy the new Brock Stewart is a powerful setup guy who could close if called on.

Gavin Stone

Throws: R		Age: 26	
YR/C 19:	20:	21:	22:\$1 23:
YR/E 19:	20:	21:	22:- 23:-\$18
YR	TM	W-L	ERA SV IP HR BB/K WHIP
23	AAA	7-4	4.74 0 100.7 12 46/120 1.311
23	LAD	1-1	9.00 1 31.0 8 13/22 1.903
24	LAD	3-3	5.09 1 60 9 24/50 1.591

A fifth rounder in 2020, he spent most of last year in Triple-A and struggled with his control. He did get the call to the Dodgers in May, made three starts and things did not go well, walking seven and striking out four in 10 innings, allowing 16 earned runs. He also allowed eight homers in 31 innings while with the big club. He has potential as a back of the rotation starter, but clearly needs to improve his approach to tap into it. There's no better place than LA to learn how to maximize your pitching skills.

Levi Stoudt

Throws: R		Age: 27	
YR/C 19:	20:	21:	22: 23:
YR/E 19:	20:	21:	22: 23:
YR	TM	W-L	ERA SV IP HR BB/K WHIP
23	AAA	5-6	6.23 0 82.3 20 50/58 1.665

BABIP: 0.269 K/9: 6.34 BB/9: 5.47 HR/9: 2.19

Matt Strahm

Throws: L		Age: 33	
YR/C 19:\$4	20:\$1	21:\$1	22: 23: 2024
YR/E 19:\$0	20:\$3	21:-	22:-\$3 23:\$13 Bid Price
YR	TM	W-L	ERA SV IP HR BB/K WHIP
22	BOS	4-4	3.83 4 44.7 5 17/52 1.244
23	PHI	9-5	3.29 2 87.7 11 21/108 1.015
24	PHI	6-4	3.50 2 65 4 18/78 1.098

In his 10 starts he only went five innings three times and earned two of his nine wins, so for fantasy purposes he was much more valuable as a reliever. That said, this was the first season since 2018 he was able to get strikeouts and avoid walks and home runs, granted there were injuries along the way (and not last year), so despite his obvious skills he's a risky choice. Especially because reliever wins are not predictive of more reliever wins the next year.

Chris Stratton

Throws: R		Age: 34	
YR/C 19:	20:	21:	22:\$2 23:
YR/E 19:-\$14	20:-\$3	21:\$2	22:\$2 23:\$3
YR	TM	W-L	ERA SV IP HR BB/K WHIP
21	PIT	7-1	3.63 8 79.3 9 33/86 1.302
22	---	10-4	4.26 2 63.3 4 25/60 1.537
23	---	2-1	3.92 1 82.7 8 25/81 1.137
24	FA	5-2	4.13 3 70 6 24/69 1.270

Veteran middle reliever split time between St. Louis and Texas last year.

Hunter Stratton

Throws: R		Age: 28	
YR/C 19:	20:	21:	22: 23:
YR/E 19:	20:	21:	22: 23:
YR	TM	W-L	ERA SV IP HR BB/K WHIP
23	AAA	4-4	3.99 6 56.3 7 31/74 1.332

BABIP: 0.291 K/9: 11.82 BB/9: 4.95 HR/9: 1.12

Spencer Strider

Throws: R		Age: 26	
YR/C 19:	20:	21:	22: 23:\$27 2024
YR/E 19:	20:	21:	22:\$22 23:\$24 Bid Price
YR	TM	W-L	ERA SV IP HR BB/K WHIP
22	ATL	11-5	2.67 0 131.7 7 45/202 0.998
23	ATL	20-5	3.89 0 186.7 22 58/281 1.093
24	ATL	16-6	3.26 0 190 14 61/273 1.068

Followed his remarkable rookie season with a just as remarkable sophomore turn. His xERA was 3.09, much more indicative of the quality of his pitching. He's still pretty much a fastball/slider pitcher, but he used his change up more last year to good effect. An uptick in fly balls allowed and an uptick in the rate they left the yard is his only blemish, and probably addressable. I was concerned last year that he'd be bid too high but he was pretty much bid just right. He'll cost more this year but he's also more proven.

Ross Stripling

Throws: R		Age: 35	
YR/C 19:\$8	20:\$5	21:\$3	22: 23:\$7 2024
YR/E 19:\$7	20:-\$5	21:-\$6	22:\$17 23:-\$10 Bid Price
YR	TM	W-L	ERA SV IP HR BB/K WHIP
21	TOR	5-7	4.80 0 101.3 23 30/94 1.276
22	TOR	10-4	3.01 1 134.3 12 20/111 1.022
23	SFG	0-5	5.36 0 89.0 20 16/70 1.348
24	SFG	5-6	4.27 0 120 12 24/99 1.230

He's pretty much always worked as a starter/long reliever who has had limited innings, despite a variety of pitches that would seem capable of carrying him through a lineup the third time. But he's also been prone to giving up homers (2.02 per 9 last year), which has been a problem. His 2022 success can be attributed to his allowing only .80 per 9 that year. He can be useful for streaming when the situation is right and when he's healthy. He had two IL stints last year because of a bad back.

Marcus Stroman

Throws: R		Age: 33	
YR/C 19:\$7	20:\$12	21:\$11	22:\$14 23:\$8 2024
YR/E 19:\$13	20:-	21:\$21	22:\$6 23:\$5 Bid Price
YR	TM	W-L	ERA SV IP HR BB/K WHIP
21	NYM	10-13	3.02 0 179.0 17 44/158 1.145
22	CHC	6-7	3.50 0 138.7 16 36/119 1.151
23	CHC	10-9	3.95 0 136.7 9 52/119 1.258
24	NYV	10-11	3.84 0 170 15 53/148 1.222

He opted out of the final \$21M year with the Cubs, apparently looking for a multiyear deal despite missing seven starts each of the last two years. He hit the IL in early August with hip inflammation, then suffered a fractured rib during his rehab. The year before it was COVID and a bum shoulder that caused him to miss time. He's been a pretty consistent 3.65 ERA and 1.25 WHIP pitcher throughout his career, striking out 7.5 per 9, walking 2.6 per 9 (though he was worse than that last year), throwing lots of ground balls and not many homers. That's a recipe for moderate success when he can get out on the field. He signed with the Yankees for two years and \$37 million, which locks in an additional \$16M. I can go for that. As a fairly

strong ground ball pitcher he should be hurt less by Yankee Stadium than other pitch to contact hurlers are.

Peter Strzelecki

Throws: R		Age: 30	
YR/C 19:	20:	21:	22: 23:
YR/E 19:	20:	21:	22:-\$3 23:-\$3
YR	TM	W-L	ERA SV IP HR BB/K WHIP
22	MIL	2-1	2.83 1 35.0 2 15/40 1.229
23	---	3-5	4.38 0 37.0 3 12/37 1.216
24	ARI	2-3	4.09 0 30 2 11/31 1.251

Andrew Suarez

Throws: L		Age: 32	
YR/C 19:	20:	21:	22: 23:
YR/E 19:	20:	21:	22:- 23:-\$13
YR	TM	W-L	ERA SV IP HR BB/K WHIP
23	AAA	4-2	4.08 0 64.0 6 25/69 1.484
23	STL	0-0	7.16 0 27.7 7 15/17 1.733

BABIP: 0.352 K/9: 9.70 BB/9: 3.52 HR/9: 0.84

Jose Suarez

Throws: L		Age: 26	
YR/C 19:	20:	21:	22:\$2 23:\$3
YR/E 19:-\$20	20:-	21:\$2	22:-\$2 23:-\$19
YR	TM	W-L	ERA SV IP HR BB/K WHIP
21	LAA	8-8	3.75 0 98.3 11 36/85 1.233
22	LAA	8-8	3.96 0 109.0 14 33/103 1.248
23	LAA	1-3	8.29 0 33.7 10 20/28 1.958
24	LAA	5-4	4.32 0 70 7 27/63 1.409

Ranger Suarez

Throws: L		Age: 29	
YR/C 19:	20:	21:	22:\$15 23:\$5 2024
YR/E 19:\$1	20:-	21:\$26	22:\$5 23:-\$5 Bid Price
YR	TM	W-L	ERA SV IP HR BB/K WHIP
21	PHI	8-5	1.36 4 106.0 4 33/107 1.000
22	PHI	10-7	3.65 0 155.3 15 58/129 1.335
23	PHI	4-6	4.18 0 125.0 13 48/119 1.416
24	PHI	8-7	3.41 0 140 13 52/128 1.322

He missed the first six weeks of the season with forearm inflammation and another 15 days later in the season with a sore hamstring. He's struggled in his third time through the order, and with the injuries, so there's no reason to hope for more than a little, but he did earn in 2021. He started that season in the pen and moved to the rotation midway through. He was brilliant in both roles because he pitched well but also because he was lucky leaving runners on base. It's better to expect more like the last two years, where he's a credible contributor living on the knife's edge of profit and loss.

Robert Suarez

Throws: R		Age: 33	
YR/C 19:	20:	21:	22:\$5 23:\$1 2024
YR/E 19:	20:	21:	22:\$4 23:\$0 Bid Price
YR	TM	W-L	ERA SV IP HR BB/K WHIP
22	SDP	5-1	2.27 1 47.7 4 21/61 1.059
23	SDP	4-3	4.23 0 27.7 4 10/24 0.903
24	SDP	4-4	3.61 22 60 3 24/65 1.046

After a solid rookie season he landed on the IL in his sophomore tilt, missing the first half of the year with elbow inflammation. After his return his fastball velocity remained the same, but his strikeout rate dropped from 11.5 to 7.8, the result of an increased use of change ups. There is talk that the Padres will use him this year as a closer, though they signed NPB's Yuki Matsui and KBO's Woo Suk Go. His value will be very much tied to how many strikeouts he throws, and it doesn't make sense to project a return to 2022's level.

Cole Sulser

Throws:	R	Age:	34
YR/C 19:	20:	21:	22:\$5 23:
YR/E 19:	20:-\$1	21:\$8	22:-\$4 23:
YR	TM	W-L	ERA SV IP HR BB/K WHIP
21	BAL	5-4	2.70 8 63.3 5 23/73 1.125
22	MIA	1-4	5.29 2 34.0 6 16/38 1.618
24	NYM	1-2	4.07 2 30 2 13/33 1.362

Brent Suter

Throws:	L	Age:	35
YR/C 19:	20:\$2	21:\$1	22:\$1 23:
YR/E 19:	20:\$4	21:\$3	22:-\$3 23:\$1
YR	TM	W-L	ERA SV IP HR BB/K WHIP
21	MIL	12-5	3.07 1 73.3 9 24/69 1.313
22	MIL	5-3	3.78 0 66.7 9 22/53 1.208
23	COL	4-3	3.38 0 69.3 3 25/55 1.299
24	FA	6-3	3.49 0 70 6 25/58 1.290

Erik Swanson

Throws: R		Age: 31							\$3
YR/C 19:	20:	21:	22:	23:\$1	2024				
YR/E 19:-\$4	20:	21:-\$2	22:\$10	23:\$8	Bid Price				
YR	TM	W-L	ERA	SV	IP	HR	BB/K	WHIP	
21	SEA	0-3	3.31	1	35.3	5	10/35	1.083	
22	SEA	3-2	1.68	3	53.7	3	10/70	0.921	
23	TOR	4-2	2.97	4	66.7	8	21/75	1.094	
24	TOR	3-2	3.10	3	60	7	17/69	1.072	

A very effective setup guy the last two years, he's an excellent target in leagues that count holds, and quality innings with strikeouts in leagues that don't. But don't pay him as if he's going to earn \$8 again, even if he might. There will be guys who are just as effective available on waivers most weeks. His real value added is the chance that he'll end up with saves if Jordan Romano were to get hurt.

Matt Swarmer

Throws: R		Age: 31							
YR/C 19:	20:	21:	22:	23:					
YR/E 19:	20:	21:	22:-\$5	23:					
YR	TM	W-L	ERA	SV	IP	HR	BB/K	WHIP	
22	CHC	2-3	5.03	0	34.0	12	20/36	1.559	
23	AAA	2-4	8.07	0	32.3	5	24/30	1.858	
BABIP: 0.330 K/9: 8.35 BB/9: 6.68 HR/9: 1.39									

Noah Syndergaard

Throws: R		Age: 32						
YR/C 19:\$27	20:\$23	21:\$6	22:\$10	23:\$6				
YR/E 19:\$9	20:	21:	22:-\$2	23:-\$17				
YR	TM	W-L	ERA	SV	IP	HR	BB/K	WHIP
22	---	10-10	3.94	0	134.7	14	31/95	1.259
23	---	2-6	6.50	0	88.7	22	19/56	1.387
24	FA	5-7	4.65	0	100	11	22/67	1.335

No longer Thor, he's now more like that other more modern superhero, Bartolo Colon, pitching to contact, scrapping. Colon however was better at that at an older age.

Jameson Taillon

Throws: R		Age: 33		\$4				
YR/C 19:?	20:	21:\$10	22:\$7	23:\$9	2024			
YR/E 19:	20:	21:\$2	22:\$9	23:-\$3	Bid Price			
YR	TM	W-L	ERA	SV	IP	HR	BB/K	WHIP
21	NYY	8-6	4.30	0	144.3	24	44/140	1.207
22	NYY	14-5	3.91	0	177.3	26	32/151	1.129
23	CHC	8-10	4.84	1	154.3	27	41/140	1.277
24	CHC	10-8	4.46	0	160	15	40/144	1.227

He's settled in as a sometimes effective starter who allows a lot of homers, which limits his fantasy value. There's a chance of profits in NL Only leagues if he's cheap enough.

Domingo Tapia

Throws: R		Age: 33							
YR/C 19:	20:	21:	22:	23:					
YR/E 19:	20:	21:-\$1	22:	23:					
YR	TM	W-L	ERA	SV	IP	HR	BB/K	WHIP	
21	---	4-1	2.67	0	33.7	1	15/26	1.205	

Dillon Tate

Throws: R		Age: 30							
YR/C 19:		20:	21:	22:\$1	23:				
YR/E 19:-\$6		20:\$1	21:-\$5	22:\$8	23:				
YR	TM	W-L	ERA	SV	IP	HR	BB/K	WHIP	
21	BAL	0-6	4.39	3	67.7	7	23/49	1.250	
22	BAL	4-4	3.05	5	73.7	6	16/60	0.997	
24	BAL	1-2	3.40	2	40	3	11/31	1.120	

Blake Taylor

Throws: L		Age: 29							
YR/C 19:	20:	21:\$1	22:	23:					
YR/E 19:	20:\$2	21:-\$1	22:	23:					
YR	TM	W-L	ERA	SV	IP	HR	BB/K	WHIP	
21	HOU	4-4	3.16	0	42.7	6	22/41	1.422	
23	AAA	0-2	5.15	0	36.7	2	22/25	1.826	

Josh Taylor

Throws: L		Age: 31							
YR/C 19:		20:\$1	21:	22:	23:				
YR/E 19:\$2		20:	21:-\$1	22:	23:				
YR	TM	W-L	ERA	SV	IP	HR	BB/K	WHIP	
21	BOS	1-0	3.40	1	47.7	2	23/60	1.441	
24	KCR	1-2	4.38	0	30	3	14/37	1.487	

Julio Teheran

Throws: R		Age: 33							
YR/C 19:		20:	21:	22:	23:				
YR/E 19:		20:	21:	22:	23:\$0				
YR	TM	W-L	ERA	SV	IP	HR	BB/K	WHIP	
23	A+	6-2	5.18	0	57.3	9	22/62	1.553	
23	MIL	3-5	4.40	0	71.7	13	13/50	1.130	
24	FA	3-5	4.36	0	70	7	16/50	1.218	
BABIP: 0.360		K/9: 9.73		BB/9: 3.45		HR/9: 1.41			

Ryan Tepera

Throws: R		Age: 37							
YR/C 19:\$1		20:	21:	22:\$1		23:\$1			
YR/E 19:-\$5		20:-\$5	21:\$8	22:\$2		23:			
YR	TM	W-L	ERA	SV	IP	HR	BB/K	WHIP	
21	---	0-2	2.79	2	61.3	4	19/74	0.884	
22	LAA	5-4	3.61	6	57.3	7	20/47	1.086	

Was released by the Cardinals in July and didn't sign up elsewhere. Maybe he'll reemerge, but given his age it's likely not.

Juan Then

Throws: R		Age: 24							
YR/C 19:	20:	21:	22:	23:					
YR/E 19:	20:	21:	22:	23:					
YR	TM	W-L	ERA	SV	IP	HR	BB/K	WHIP	
23	AA	3-3	8.92	3	36.3	4	25/29	2.259	
BABIP: 0.411 K/9: 7.18 BB/9: 6.19 HR/9: 0.99									

Caleb Thielbar

Throws: L		Age: 37						
YR/C 19:		20:	21:	22:		23:		
YR/E 19:		20:\$2	21:\$3	22:-\$1		23:\$1		
YR	TM	W-L	ERA	SV	IP	HR	BB/K	WHIP
21	MIN	7-0	3.23	0	64.0	8	20/77	1.172
22	MIN	4-3	3.49	1	59.3	5	18/80	1.168
23	MIN	3-1	3.23	0	30.7	7	6/36	0.945
24	MIN	4-3	3.44	1	60	5	17/75	1.111

What is a Thielbar? A safe as milk middle reliever, will throw some strikeouts, won't get in too much trouble and might win a game if

you're lucky. Until last year he'd been pretty steady for the Twins. Last year he was steady when he played, but missed a bunch of time in the first half with an oblique strain.

Keegan Thompson

Throws: R		Age: 29				
YR/C 19:	20:	21:	22:	23:\$1		
YR/E 19:	20:	21:\$1	22:\$0	23:-\$5		
YR	TM	W-L	ERA	SV	IP	HR BB/K WHIP
21	CHC	3-3	3.38	1	53.3	9 31/55 1.488
22	CHC	10-5	3.76	1	115.0	16 43/108 1.270
23	AAA	3-0	8.10	0	30.0	8 23/40 1.900
23	CHC	2-2	4.71	1	28.7	2 19/26 1.359
24	CHC	4-3	3.87	1	55	7 26/52 1.327

So far he's a totally fungible middle reliever after losing his starter role. He's been much better in relief but that isn't a road to fantasy value.

Mason Thompson

Throws: R		Age: 26						
YR/C 19:	20:	21:	22:	23:				
YR/E 19:	20:	21:	22:	23:-\$11				
YR	TM	W-L	ERA	SV	IP	HR	BB/K	WHIP
23	WSN	4-4	5.50	1	54.0	4	22/44	1.556
24	WSN	3-3	4.26	1	40	4	17/32	1.527

Ryan Thompson

Throws: R		Age: 32							
YR/C 19:	20:	21:	22:	23:					
YR/E 19:	20:-\$4	21:\$1	22:-\$3	23:\$0					
YR	TM	W-L	ERA	SV	IP	HR	BB/K	WHIP	
21	TBR	3-2	2.38	0	34.0	3	9/37	1.029	
22	TBR	3-3	3.80	3	42.7	4	11/39	1.185	
23	---	1-2	4	1	30.7	3	8/21	0.912	
24	ARI	3-3	4.14	2	45	3	13/38	1.093	

Zach Thompson

Throws: R		Age: 31						
YR/C 19:	20:	21:	22:\$1	23:				
YR/E 19:	20:	21:\$1	22:-\$3	23:				
YR	TM	W-L	ERA	SV	IP	HR	BB/K	WHIP
21	MIA	3-7	3.24	0	75.0	6	28/66	1.213
22	PIT	3-10	5.18	0	121.7	19	46/90	1.518
23	A	6-6	4.49	0	108.3	14	48/82	1.385
BABIP: 0.275 K/9: 6.81 BB/9: 3.99 HR/9: 1.16								

Zack Thompson

Throws: L		Age: 27							
YR/C 19:	20:	21:	22:	23:					
YR/E 19:	20:	21:	22:\$1	23:-\$5					
YR	TM	W-L	ERA	SV	IP	HR	BB/K	WHIP	
22	STL	1-1	2.08	1	34.7	3	14/27	0.994	
23	AAA	1-4	8.65	0	34.3	5	39/41	2.362	
23	STL	5-7	4.48	0	66.3	8	25/72	1.418	
24	STL	4-5	4.00	0	60	6	24/60	1.328	
BABIP: 0.407 K/9: 10.75 BB/9: 10.22 HR/9: 1.31									

Trent Thornton

Throws: R		Age: 31							
YR/C 19:		20:\$1	21:	22:	23:				
YR/E 19:-\$6		20:	21:-\$5	22:-\$7	23:\$1				
YR	TM	W-L	ERA	SV	IP	HR	BB/K	WHIP	
21	TOR	1-3	4.78	0	49.0	12	16/52	1.429	
22	TOR	0-2	4.11	0	46.0	7	17/37	1.239	
23	---	1-2	2	0	31.3	5	6/26	1.150	
24	SEA	1-3	4.07	0	50	4	15/44	1.266	

Player Name

Drew Thorpe

Throws: R		Age: 24		\$1				
YR/C 19:	20:	21:	22:	23:	2024			
YR/E 19:	20:	21:	22:	23:	Bid Price			
YR	TM	W-L	ERA	SV	IP	HR	BB/K	WHIP
23	A+	14-2	2.52	0	139.3	13	38/182	0.983
24	SDP	4-5	3.99	0	70	8	24/61	1.314

A second-round draft pick in 2022, in his first pro season, mostly in High-A, he was spectacular. He's known for his control but he struck out 13.05 per 9 in 30.3 Double-A innings. Part of the haul the Padres received for Juan Soto he may not see the majors this year, but then again he may, and with his control and ground-ball tendencies he might hold a back of the rotation spot for them. PADRES

Ricky Tiedemann

Throws: L		Age: 22		\$2				
YR/C 19:	20:	21:	22:	23:	2024			
YR/E 19:	20:	21:	22:	23:	Bid Price			
YR	TM	W-L	ERA	SV	IP	HR	BB/K	WHIP
23	AA	0-5	3.68	0	44.0	1	23/82	1.230
24	TOR	4-5	4.11	0	70	9	29/116	1.400

He's got a good heater that sets up his killer change up nicely, but he struggled with his health and control last year. A successful AFL tour last fall may be a harbinger for his promotion to Triple-A early this season, and he's got the stuff to advance quickly if he can handle the command issues. A gamble this year or next, the upside potential of his swing and miss stuff is significant. BLUE JAYS

Michael Tonkin

Throws: R		Age: 35						
YR/C 19:		20:	21:	22:	23:			
YR/E 19:		20:	21:	22:	23:\$4			
YR	TM	W-L	ERA	SV	IP	HR	BB/K	WHIP
23	ATL	7-3	4.28	1	80.0	13	23/75	1.088
24	NYM	5-3	4.30	1	65	9	20/63	1.158

He won seven games for the Braves last year working in middle relief, a tribute to their productive offense. Four of those games were tied, two were down one run, and nine were down two runs. He was used most often last year when the team was up by four runs or down by three or more runs. Not a fantasy friendly profile.

Justin Topa

Throws: R		Age: 33							\$3
YR/C 19:	20:	21:	22:	23:	2024				
YR/E 19:	20:-\$4	21:	22:	23:\$9	Bid Price				
YR	TM	W-L	ERA	SV	IP	HR	BB/K	WHIP	
23	SEA	5-4	2.61	3	69.0	4	18/61	1.145	
24	SEA	3-3	3.16	6	50	4	15/43	1.263	

A solid setup guy who induces a ton of ground balls and a modest number of punch-outs. In holds leagues his role will mean everything, but the lack of strikeouts limits his appeal even in only leagues.

Touki Toussaint

Throws: R		Age: 28						
YR/C 19:\$2		20:\$1	21:	22:		23:		
YR/E 19:-\$9		20:-\$12	21:-\$6	22:-\$7		23:-\$9		
YR	TM	W-L	ERA	SV	IP	HR	BB/K	WHIP
21	ATL	3-3	4.50	0	50.0	11	22/48	1.300
22	LAA	1-1	4.62	0	25.3	2	19/26	1.355
23	AAA	2-1	4.06	3	37.7	3	23/48	1.326
23	- - -	4-7	4.97	0	87.0	10	57/85	1.448
24	CHW	5-9	4.48	0	110	16	67/109	1.575
BABIP: 0.293 K/9: 11.47 BB/9: 5.50 HR/9: 0.72								

102 PITCHERS

Blake Treinen

Throws: R			Age: 36					
YR/C	19:\$24	20:\$2	21:\$2	22:\$9	23:			
YR/E	19:-\$3	20:\$0	21:\$16	22:	23:			
YR	TM	W-L	ERA	SV	IP	HR	BB/K	WHIP
21	LAD	6-5	1.99	7	72.3	5	25/85	0.985
24	LAD	2-2	3.36	2	30	2	10/34	1.045

Missed the 2023 season after November 2022 shoulder surgery, but should be ready for Spring Training. He's only pitched five innings since 2021.

Lou Trivino

Throws: R		Age: 33						
YR/C 19:\$2		20:\$1	21:\$1	22:\$11		23:		
YR/E 19:-\$8		20:-\$2	21:\$9	22:\$3		23:		
YR	TM	W-L	ERA	SV	IP	HR	BB/K	WHIP
21	OAK	7-8	3.18	22	73.7	5	34/67	1.257
22	- - -	2-8	4.53	11	53.7	6	24/67	1.654
24	FA	2-4	3.59	7	30	3	14/33	1.449

Spencer Turnbull

Throws: R		Age: 32						
YR/C 19:	20:	21:	22:\$3	23:				
YR/E 19:	20:	21:	22:	23:-\$13				
YR	TM	W-L	ERA	SV	IP	HR	BB/K	WHIP
21	DET	4-2	2.88	0	50.0	2	12/44	0.980
23	DET	1-4	7.26	0	31.0	5	15/24	1.677

Erich Uelmen

Throws: R		Age: 28						
YR/C 19:	20:	21:	22:	23:				
YR/E 19:	20:	21:	22:-\$6	23:				
YR	TM	W-L	ERA	SV	IP	HR	BB/K	WHIP
22	CHC	2-1	4.67	1	27.0	3	12/21	1.370

Duane Underwood

Throws: R		Age: 30						
YR/C 19:		20:	21:	22:	23:			
YR/E 19:		20:-\$7	21:-\$2	22:-\$4	23:			
YR	TM	W-L	ERA	SV	IP	HR	BB/K	WHIP
21	PIT	2-3	4.33	0	72.7	9	27/65	1.440
22	PIT	1-6	4.40	1	57.3	1	25/57	1.454

Jose Urena

Throws: R		Age: 33						
YR/C 19:\$4		20:	21:	22:	23:			
YR/E 19:-\$8		20:-\$7	21:-\$3	22:-\$1	23:-\$15			
YR	TM	W-L	ERA	SV	IP	HR	BB/K	WHIP
21	DET	4-8	5.81	0	100.7	14	42/67	1.607
22	- - -	3-8	5.01	0	97.0	11	43/63	1.567
23	AAA	2-4	5.60	0	88.3	17	33/76	1.529
23	- - -	0-7	6.45	0	44.7	13	22/29	1.611
24	FA	2-4	5.09	0	65	7	29/43	1.584
BABIP: 0.315 K/9: 7.74 BB/9: 3.36 HR/9: 1.73								

Julio Urias

Throws: L		Age: 28							
YR/C 19:\$4		20:\$13		21:\$16		22:\$27		23:\$25	
YR/E 19:\$12		20:\$11		21:\$34		22:\$38		23:\$4	
YR	TM	W-L	ERA	SV	IP	HR	BB/K	WHIP	
21	LAD	20-3	2.96	0	185.7	19	38/195	1.021	
22	LAD	17-7	2.16	0	175.0	23	41/166	0.960	
23	LAD	11-8	4.60	0	117.3	24	24/117	1.159	
24	LAD	4-4	3.89	0	80	7	18/79	1.093	

He was not having a great season when he was arrested in September on domestic violence charges. Matters like this can resolve in a variety of ways. Los Angeles prosecutors chose to not file felony charges against him, but he faces misdemeanor charges. A long-shot bet on him being innocent could pay off, we just don't know what the situation is beyond his arrest, but since this is his second violation

of MLB's violence policy he almost certainly faces a long suspension unless he's innocent. Also, be aware that his big earnings in 2021 and 2022 were built on high win totals and super low qualitative stats. He's a good pitcher, not a great one, and appears to be a bad man.

Abner Uribe

Throws: R		Age: 24		\$3				
YR/C 19:	20:	21:	22:	23:	2024			
YR/E 19:	20:	21:	22:	23:\$1	Bid Price			
YR	TM	W-L	ERA	SV	IP	HR	BB/K	WHIP
23	MIL	1-0	1.76	1	30.7	0	20/39	1.173
24	MIL	3-2	3.41	2	55	3	35/73	1.256

When he was called up by the Brewers last year in July he'd thrown just 59.7 innings above rookie ball, partly because of injuries, but what's notable is that in those innings he'd struck out 97 batters. Uribe was throwing heat and I don't mean his fastball, which has been clocked at 103, but his slider was averaging nearly 100 mph. After he reached Milwaukee the slider was a much more approachable 89.4 mph, which was still Top-20 among major leaguers with 30 or more innings. The problem was and is that Uribe struggles to throw strikes, so lots of strikeouts, lots of walks, and no homers allowed. That was pretty effective last year and you have to figure that they're going to work with him to take a little off, let his stuff do some of the talking, so maybe he'll be more effective going forward. He's not a sure shot but could easily end up closing at any time.

Jose Urquidy

Throws: R		Age: 29						
YR/C 19:		20:\$8	21:\$12	22:\$10	23:\$7			
YR/E 19:\$0		20:\$6	21:\$12	22:\$5	23:-\$9			
YR	TM	W-L	ERA	SV	IP	HR	BB/K	WHIP
21	HOU	8-3	3.62	0	107.0	17	19/90	0.991
22	HOU	13-8	3.94	0	164.3	29	38/134	1.170
23	HOU	3-3	5.29	1	63.0	11	25/45	1.429
24	HOU	6-4	4.10	0	100	14	27/79	1.215

He missed a big chunk of last summer with shoulder inflammation, and was better though no great shakes when he came back. He doesn't figure to be in the rotation to start the season unless there are injuries, and his lack of strikeout punch makes him a third-tier starter for fantasy in the best of times.

Cesar Valdez

Throws: R		Age: 39						
YR/C 19:		20:	21:\$5	22:	23:			
YR/E 19:		20:\$9	21:-\$2	22:	23:			
YR	TM	W-L	ERA	SV	IP	HR	BB/K	WHIP
21	BAL	2-2	5.87	8	46.0	8	14/45	1.652
23	AAA	4-7	6.95	0	114.0	21	32/94	1.711
BABIP: 0.380 K/9: 7.42 BB/9: 2.53 HR/9: 1.66								

Framber Valdez

Throws: L		Age: 31			\$21			
YR/C	19:\$3	20:\$1	21:\$6	22:\$15	23:\$19	2024		
YR/E	19:-\$14	20:\$16	21:\$9	22:\$23	23:\$24	Bid Price		
YR	TM	W-L	ERA	SV	IP	HR	BB/K	WHIP
21	HOU	11-6	3.14	0	134.7	12	58/125	1.252
22	HOU	17-6	2.82	0	201.3	11	67/194	1.159
23	HOU	12-11	3.45	0	198.0	19	57/200	1.126
24	HOU	14-9	3.42	0	190	16	62/187	1.164

His xERA last year was 4.33, way higher than his ERA (3.45), FIP (3.50), xFIP (3.39), and SIERA (3.70). I think that means the defense picked him up, which Valdez always relies on because he's been a heavy thrower of ground balls. Last

year, however, less so, as his line-drive allowed rate ticked up. His problems emerged in the second half (3.87 xFIP vs 3.00 in the first half), but at least part of that was a drop in the number of hitters left on base. There's no reason to panic, but also no reason for over enthusiasm.

Phillips Valdez

Throws: R		Age: 33						
YR/C 19:	20:	21:	22:	23:				
YR/E 19:	20:\$4	21:-\$8	22:	23:				
YR	TM	W-L	ERA	SV	IP	HR	BB/K	WHIP
21	BOS	2-0	5.85	1	40.0	4	19/35	1.350
23	AAA	5-7	8.15	0	67.3	11	41/49	1.947

He was born in 1991, two years after the Exxon Valdez oil spill. What are the odds his parents named him innocently after an oil company? And why not Shell or Sunoco Valdez or, even better, Valero Valdez? Just wondering. BABIP: 0.362 K/9: 6.55 BB/9: 5.48 HR/9: 1.47

Chris Vallimont

Throws: R		Age: 27						
YR/C 19:		20:	21:	22:	23:			
YR/E 19:		20:	21:	22:	23:			
YR	TM	W-L	ERA	SV	IP	HR	BB/K	WHIP
23	AAA	4-6	5.53	2	86.3	14	46/86	1.472
BABIP: 0.294 K/9: 8.97 BB/9: 4.80 HR/9: 1.46								

Carlos Vargas

Throws: R		Age: 25						
YR/C 19:	20:	21:	22:	23:				
YR/E 19:	20:	21:	22:	23:				
YR	TM	W-L	ERA	SV	IP	HR	BB/K	WHIP
23	AAA	1-1	7.02	2	42.3	3	32/36	2.104

Saw 4.7 innings in Arizona last year, and racked

Saw 4.7 innings in Arizona last year, and racked up a miserable 7.02 ERA in Triple-A, but that's the Pacific Coast League so it doesn't count for that much. He's a pure two-pitch reliever with an ace heater and an ace slider and I don't know, maybe really bad control. He's likely to see time in Seattle this year and unlikely to have any value unless that bad control becomes better.

Louie Varland

Throws: R		Age: 27						
YR/C 19:	20:	21:	22:	23:	2024			
YR/E 19:	20:	21:	22:-\$6	23:-\$2	Bid Price			
YR	TM	W-L	ERA	SV	IP	HR	BB/K	WHIP
22	MIN	1-2	3.81	0	26.0	4	6/21	1.231
23	AAA	7-1	3.97	0	81.7	8	26/88	1.346
23	MIN	4-3	4.63	0	68.0	16	17/71	1.221
24	MIN	9-8	4.03	0	140	26	39/149	1.254

Perhaps most importantly, he's the only major league pitcher ever whose first name is Louie. There have been five Louises, FWIW. And, FWIW, I played with a kid named Louie on my junior high school team. This Louie was up with the Twins a few times last year, working as a starter early on and returning in September in relief. The results were dramatically different, as he struggled as a starter (5.49 FIP) and thrived as a reliever (2.84) FIP. His strikeout rate jumped by four per 9 as a reliever and his already low 2.57 walk rate dropped to .75 when he relieved. That's not to say he should be converted just yet, but it's something to keep an eye on. He throws hard with good control, which is a good foundation upon which to build.

Andrew Vasquez

Throws: L		Age: 31						
YR/C 19:		20:	21:	22:	23:			
YR/E 19:		20:	21:	22:	23:-\$3			
YR	TM	W-L	ERA	SV	IP	HR	BB/K	WHIP
23	- - -	2-1	3.35	0	48.3	4	23/43	1.429

Signed a minor league deal with the Tigers that includes an invitation to Spring Training.

Randy Vasquez

Throws: R		Age: 26						
YR/C 19:	20:	21:	22:	23:				
YR/E 19:	20:	21:	22:	23:-\$1				
YR	TM	W-L	ERA	SV	IP	HR	BB/K	WHIP
23	AAA	3-8	4.59	0	80.3	10	40/96	1.469
23	NYV	2-2	2.87	0	37.7	5	18/33	1.273
24	SDP	4-4	4.18	0	70	6	31/60	1.354

He hasn't shown the dominance or the control you'd like to see since he moved from High-A to Double-A in 2021, which isn't to say that he won't find a way to get the job as a starter done. But his 2.87 ERA in the majors last year (in 37.7 innings) came with a 4.98 FIP and a 5.27 xERA, and he struck out just 33 and walked 18. He'll surely get a shot at the rotation in San Diego but is far from an obvious success at this point.

Vince Velasquez

Throws: R		Age: 32							
YR/C 19:\$4		20:\$1		21:\$1		22:		23:	
YR/E 19:\$5		20:-\$6		21:-\$9		22:-\$8		23:-\$3	
YR	TM	W-L	ERA	SV	IP	HR	BB/K	WHIP	
21	---	3-9	6.30	0	94.3	23	49/101	1.488	
22	CHW	3-3	4.78	0	75.3	11	25/69	1.238	
23	PIT	4-4	3.86	0	37.3	4	14/37	1.314	
24	FA	3-4	4.55	0	45	4	18/44	1.349	

Former fave almost gets no comment. Sigh.

Anthony Veneziano

Throws: L		Age: 27						
YR/C 19:	20:	21:	22:	23:				
YR/E 19:	20:	21:	22:	23:				
YR	TM	W-L	ERA	SV	IP	HR	BB/K	WHIP
23	AA	10-5	3.55	0	132.0	14	48/127	1.273
BABIP: 0.298 K/9: 8.66 BB/9: 3.27 HR/9: 0.95								

Justin Verlander

Throws: R		Age: 41		\$14				
YR/C 19:\$45		20:\$28		21:	22:\$19	23:\$27	2024	
YR/E 19:\$59		20:	21:	22:\$51	23:\$21	Bid Price		
YR	TM	W-L	ERA	SV	IP	HR	BB/K	WHIP
22	HOU	18-4	1.75	0	175.0	12	29/185	0.829
23	- - -	13-8	3.22	0	162.3	18	45/144	1.134
24	HOU	12-7	3.86	0	160	14	43/149	1.107

Most of his numbers look pretty normal for Verlander, at least as they range over his long career, but last season he threw fewer swinging strikes than ever before and he was hit more often on balls in the zone than ever before. The results didn't help the Mets and they didn't improve after he went to the Astros, but they were just fine. Obviously the risk of collapse increases every year, and obviously he'll be babied, so don't expect much more than 150 innings, but as a wizened vet who can still throw 94 mph, he'll still get plenty of hitters out.

Alex Vesia

Throws: L		Age: 28						
YR/C 19:		20:	21:	22:\$1		23:\$3		
YR/E 19:		20:	21:\$4	22:\$5		23:-\$5		
YR	TM	W-L	ERA	SV	IP	HR	BB/K	WHIP
21	LAD	3-1	2.25	1	40.0	6	22/54	0.975
22	LAD	5-0	2.15	1	54.3	2	24/79	1.128
23	LAD	2-5	4.35	1	49.7	7	17/64	1.388
24	LAD	3-3	3.41	1	55	5	22/73	1.225

Proved himself for the most part effective, with some lapses last year, but he resides deep in the Dodgers deep pen. Not likely to ascend to closer-ness, he may have some value in season as a fill-in for injuries because he punches plenty of batters out.

Nick Vespi

Throws: L		Age: 29						
YR/C 19:	20:	21:	22:	23:				
YR/E 19:	20:	21:	22:-\$4	23:				
YR	TM	W-L	ERA	SV	IP	HR	BB/K	WHIP
22	BAL	5-0	4.10	1	26.3	5	8/28	1.418
23	AAA	4-0	2.33	7	38.7	3	13/41	1.137
BABIP: 0.286 K/9: 9.54 BB/9: 3.03 HR/9: 0.70								

Will Vest

Throws: R		Age: 29						
YR/C 19:		20:	21:	22:	23:			
YR/E 19:		20:	21:\$7	22:\$4	23:\$4			
YR	TM	W-L	ERA	SV	IP	HR	BB/K	WHIP
21	SEA	1-0	6.17	0	35.0	2	18/27	1.600
22	DET	3-3	4.00	1	63.0	6	22/63	1.333
23	DET	2-1	2.98	2	48.3	3	13/56	1.097
24	DET	2-2	3.80	1	60	5	20/63	1.264

A setup guy in the solid Tigers bullpen, he'll probably be a safe port in AL only leagues for a team needing to fill a roster slot. But his upside is limited unless there is a role change.

Darius Vines

Throws: R		Age: 25						
YR/C 19:		20:	21:	22:	23:			
YR/E 19:		20:	21:	22:	23:			
YR	TM	W-L	ERA	SV	IP	HR	BB/K	WHIP
23	A+	3-2	2.37	0	49.3	7	16/49	1.095
BABIP: 0.256 K/9: 8.94 BB/9: 2.92 HR/9: 1.28								

Victor Vodnick

Throws: R		Age: 25						
YR/C 19:		20:	21:	22:	23:			
YR/E 19:		20:	21:	22:	23:			
YR	TM	W-L	ERA	SV	IP	HR	BB/K	WHIP
23	AA	4-2	3.35	6	53.7	5	31/69	1.341
BABIP: 0.293 K/9: 11.57 BB/9: 5.20 HR/9: 0.84								

Austin Voth

Throws: R		Age: 32						
YR/C 19:		20:\$1	21:	22:		23:		
YR/E 19:\$2		20:-\$10	21:-\$5	22:-\$2		23:-\$9		
YR	TM	W-L	ERA	SV	IP	HR	BB/K	WHIP
21	WSN	4-1	5.34	0	57.3	10	28/59	1.489
22	--	5-4	4.34	0	101.7	14	31/90	1.403
23	BAL	1-2	5.19	0	34.7	6	15/34	1.556

Michael Wacha

Throws: R		Age: 33		\$7				
YR/C 19:\$5	20:\$1	21:\$1	22:\$1	23:\$4	2024			
YR/E 19:-\$11	20:-\$10	21:-\$9	22:\$10	23:\$16	Bid Price			
Y1	TM	W-L	ERA	SV	IP	HR	BB/K	WHIP
21	TBR	3-5	5.05	0	124.7	23	31/121	1.312
22	BOS	11-2	3.32	0	127.3	18	31/104	1.117
23	SDP	14-4	3.22	0	134.3	15	43/124	1.162
24	KCR	11-5	3.92	0	140	18	40/126	1.198

The oft-injured hurler turned down \$32M over the next two years to stay with San Diego, after

Player Name

having his best season since 2017 (the last time he made 30 starts). I thought he should have taken the money because I found it hard to imagine another team offering him more, and the Royals didn't. They signed Wacha for \$32M with an opt-out after one year, which is extra value if not more money. His 2023 season featured a low-ish BABIP, a high-ish LOB%, and his best HR/FB rate since 2015. That last has been a problem for him throughout his career but seems to be trending down as he adjusts his mix from more fastballs to more change ups. The temptation after two positive years will be to trust that he's got things under control. Maybe, but I'm not going too far on a guy whose limit seems to be about 125 innings.

Cole Waites

Throws:	R	Age:	26						
YR/C 19:	20:	21:	22:	23:					
YR/E 19:	20:	21:	22:	23:					
YR	TM	W-L	ERA	SV	IP	HR	BB/K	WHIP	
23	AAA	3-4	6.16	1	30.7	3	27/32	1.726	
BABIP: 0.280 K/9: 9.39 BB/9: 7.92 HR/9: 0.88									

Ken Waldichuk

Throws:	L	Age:	26						
YR/C 19:	20:	21:	22:	23:	\$2	2024			
YR/E 19:	20:	21:	22:	23:	-\$8	-\$21	Bid Price		
YR	TM	W-L	ERA	SV	IP	HR	BB/K	WHIP	
22	OAK	2-2	4.93	0	34.7	5	10/33	1.228	
23	OAK	4-9	5.36	1	141.0	24	71/132	1.560	
24	OAK	6-9	4.34	0	130	17	61/133	1.444	

What was extraordinary was that he didn't walk guys in 2022. His rise in walk rate last year was more a return to normal rather than a decline. He hasn't shown that he's going to be a pitcher to own, and pitching for a bad team like Oakland means he has to do better than others just to get to zero. But there is minor breakout potential here because he has three good pitches.

Hurston Waldrep

Throws:	R	Age:	22						
YR	TM	W-L	ERA	SV	IP	HR	BB/K	WHIP	
The 2023 first rounder, 24th overall, struggled with his control after being promoted to Double-A and Triple-A last year. That's been an ongoing problem for him, but his splitter and slider are tough and the Braves seem ready to push him aggressively. That's worked for some of their young arms and not for others. Probably not worth a draft day bid, but get on him if he's promoted. BRAVES									

Matt Waldron

Throws:	R	Age:	28						
YR/C 19:	20:	21:	22:	23:					
YR/E 19:	20:	21:	22:	23:	-\$4				
YR	TM	W-L	ERA	SV	IP	HR	BB/K	WHIP	
23	AAA	1-10	7.31	0	92.3	18	30/99	1.603	
23	SDP	1-3	4.35	0	41.3	9	12/31	1.235	
24	SDP	3-4	4.48	0	65	6	20/49	1.308	
BABIP: 0.377 K/9: 9.65 BB/9: 2.92 HR/9: 1.75									

Ryan Walker

Throws:	R	Age:	29						
YR/C 19:	20:	21:	22:	23:					
YR/E 19:	20:	21:	22:	23:	\$0				
YR	TM	W-L	ERA	SV	IP	HR	BB/K	WHIP	
23	SFG	5-3	3.23	1	61.3	8	24/78	1.387	
24	SFG	4-2	3.53	1	45	4	17/55	1.363	

He might have some fantasy value because of the strikeouts, and he could earn some holds

if he continues to pitch well, but he was often used as an opener last year.

Taijuan Walker

Throws:	R	Age:	32						
YR/C 19:	\$1	20:	\$3	21:	\$8	22:	\$5	23:	\$6
YR/E 19:		20:	\$14	21:	\$2	22:	\$7	23:	\$1
									Bid Price
YR	TM	W-L	ERA	SV	IP	HR	BB/K	WHIP	
21	NYM	7-11	4.47	0	159.0	26	55/146	1.182	
22	NYM	12-5	3.49	0	157.3	15	45/132	1.197	
23	PHI	15-6	4.38	0	172.7	20	71/138	1.309	
24	PHI	13-8	3.93	0	170	15	62/141	1.270	

He earned more in 2020 because he had a freakishly low ERA, but his best recent year was 2022. He earned \$7. He throws hard-ish but to contact and gets better results when he walks fewer, throws fewer homers, and strands more. He's been positive the last four years in earnings and earned a profit when he cost \$3 and \$5. His upside is limited.

Brandon Walter

Throws:	L	Age:	28						
YR/C 19:	20:	21:	22:	23:					
YR/E 19:	20:	21:	22:	23:					
YR	TM	W-L	ERA	SV	IP	HR	BB/K	WHIP	
23	AAA	3-5	4.60	0	94.0	10	35/88	1.426	
BABIP: 0.322 K/9: 8.43 BB/9: 3.35 HR/9: 0.96									

Andrew Wantz

Throws:	R	Age:	29						
YR/C 19:	20:	21:	22:	23:					
YR/E 19:	20:	21:	22:	23:	-\$7	-\$2	23:	-\$1	
YR	TM	W-L	ERA	SV	IP	HR	BB/K	WHIP	
21	LAA	1-0	4.94	0	27.3	5	11/38	1.255	
22	LAA	2-1	3.22	0	50.3	8	21/52	1.158	
23	LAA	2-0	3.89	0	39.3	4	15/33	1.094	
24	LAA	2-0	4.26	0	45	4	18/44	1.162	

Thaddeus Ward

Throws:	L	Age:	27						
YR/C 19:	20:	21:	22:	23:					
YR/E 19:	20:	21:	22:	23:	-\$12				
YR	TM	W-L	ERA	SV	IP	HR	BB/K	WHIP	
23	WSN	0-0	6.37	0	35.3	7	28/30	1.615	
24	WSN	0-0	5.37	0	30	6	21/25	1.583	

Art Warren

Throws:	R	Age:	31						
YR/C 19:	20:	21:	22:	23:	-\$4				
YR/E 19:	20:	21:	22:	23:	-\$6				
YR	TM	W-L	ERA	SV	IP	HR	BB/K	WHIP	
22	CIN	2-3	6.50	3	36.0	6	22/40	1.639	

Missed 2023 after September 2023 UCL surgery. He's expected to be ready for Spring Training.

Will Warren

Throws:	R	Age:	24						
YR/C 19:	20:	21:	22:	23:					
YR/E 19:	20:	21:	22:	23:					
YR	TM	W-L	ERA	SV	IP	HR	BB/K	WHIP	
23	AA	10-4	3.35	0	129.0	15	59/149	1.302	
BABIP: 0.291 K/9: 10.40 BB/9: 4.12 HR/9: 1.05									

Spenser Watkins

Throws:	R	Age:	32						
YR/C 19:	20:	21:	22:	23:					
YR/E 19:	20:	21:	22:	23:	-\$10	-\$4	23:		
YR	TM	W-L	ERA	SV	IP	HR	BB/K	WHIP	
21	BAL	2-7	8.07	0	54.7	14	19/35	1.716	
22	BAL	5-6	4.70	0	105.3	11	30/63	1.418	
23	AAA	3-7	7.86	0	71.0	9	42/65	1.915	
BABIP: 0.374 K/9: 8.24 BB/9: 5.32 HR/9: 1.14									

Ryan Weathers

Throws:	L	Age:	25						
YR/C 19:	20:	21:	22:	23:					
YR/E 19:	20:	21:	22:	23:	-\$7	-\$18			
YR	TM	W-L	ERA	SV	IP	HR	BB/K	WHIP	
21	SDP	4-7	5.32	1	94.7	20	30/72	1.391	
23	AAA	5-2	3.39	0	79.7	9	38/90	1.330	
23	---	1-8	7	0	57.7	12	29/43	1.681	
24	MIA	1-3	5.16	0	50	6	22/39	1.565	
BABIP: 0.312 K/9: 10.17 BB/9: 4.29 HR/9: 1.02									

Luke Weaver

Throws:	R	Age:	31						
YR/C 19:	\$4	20:	\$11	21:	\$5	22:	\$2	23:	
YR/E 19:	-\$7	20:	-\$11	21:	-\$3	22:	-\$5	23:	-\$27
YR	TM	W-L	ERA	SV	IP	HR	BB/K	WHIP	
21	ARI	3-6	4.25	0	65.7	11	20/62	1.196	
22	---	1-1	6.56	0	35.7	1	13/38	1.847	
23	---	3-6	6.40	0	123.7	29	40/109	1.576	
24	NYY	2-3	4.88	0	55	6	18/50	1.525	

Signed a one-year deal with the Yankees. It's hard to imagine his revival in a starting role.

Jacob Webb

Throws:	R	Age:	31						
YR/C 19:	\$4	20:	21:	22:	23:				
YR/E 19:	-\$4	20:	21:	22:	23:	-\$2			
YR	TM	W-L	ERA	SV	IP	HR	BB/K	WHIP	
21	ATL	5-4	4.19	1	34.3	4	14/33	1.525	
23	---	1-1	4	1	53.7	6	30/57	1.285	
24	BAL	2-2	3.81	1	45	7	23/46	1.330	

Logan Webb

Throws:	R	Age:	28						
YR/C 19:	20:	21:	22:	23:	\$18	2024			
YR/E 19:	-\$7	20:	-\$2	21:	\$19	22:	\$20	23:	\$31
									Bid Price
YR	TM	W-L	ERA	SV	IP	HR	BB/K	WHIP	
21	SFG	11-3	3.03	0	148.3	9	36/158	1.107	
22	SFG	15-9	2.90	0	192.3	11	49/163	1.161	
23	SFG	11-13	3.25	0	216.0	20	31/194	1.074	
24	SFG	12-10	3.36	0	200	18	39/182	1.117	

The volume of strikeouts as he set a career-high in innings pitched and a career-low WHIP, thanks to a 3.6 percent walk rate, led to career-best fantasy earnings last year. He's very good at inducing ground balls and avoiding hard contact, which helps him even though he doesn't put up elite strikeout numbers. Last year was his worst for Hard Hit%. What he's been doing is hard and as a fantasy owner I wouldn't get too comfortable expecting him to repeat year after year, but he's skilled enough and been successful long enough that he's going to cost you.

Jordan Weems

Throws:	R	Age:	32						
YR/C 19:	20:	21:	22:	23:					
YR/E 19:	20:	21:	22:	23:	-\$4	-\$9	23:	-\$1	
YR	TM	W-L	ERA	SV	IP	HR	BB/K	WHIP	
22	WSN	0-1	5.22	0	39.7	7	12/41	1.199	
23	WSN	5-1	3.62	0	54.7	9	28/60	1.207	
24	WSN	3-1	4.60	0	50	4	23/54	1.264	

Alexander Wells

Throws:	L	Age:	27						
YR/C 19:	20:	21:	22:	23:					
YR/E 19:	20:	21:	22:	23:	-\$7				
YR	TM	W-L	ERA	SV	IP	HR	BB/K	WHIP	
21	BAL	2-3	6.75	0	42.7	10	16/26	1.635	

Tyler Wells

Throws:	R	Age:	30		
YR/C 19:	20:	21:	22:\$6	23:\$1	2024
YR/E 19:	20:	21:\$4	22:-\$1	23:\$16	Bid Price

YR	TM	W-L	ERA	SV	IP	HR	BB/K	WHIP
21	BAL	2-3	4.11	4	57.0	9	12/65	0.912
22	BAL	7-7	4.25	0	103.7	16	28/76	1.143
23	BAL	7-6	3.64	1	118.7	25	34/117	0.986
24	BAL	5-5	4.04	1	90	16	24/84	1.034

More punchouts last year than the year before would be a promising trend, but the fact is he throws a lot of fly balls and a lot of those leave the yard, so his numbers were helped by a nearly 83 percent LOB% (xERA was 4.04, while his FIP/xFIP were 4.98 and 4.63). His solid control helps him and he could be a useful streaming option in big ballparks and against teams lacking in power, but in spite of last year's solid results he's a tough sell in mixed leagues.

J.B. Wendelken

Throws:	R	Age:	31		
YR/C 19:	20:	21:\$2	22:	23:	
YR/E 19:\$2	20:\$5	21:\$2	22:-\$8	23:	

YR	TM	W-L	ERA	SV	IP	HR	BB/K	WHIP
21	- - -	4-3	4.33	2	43.7	4	22/39	1.528
22	ARI	2-1	5.28	0	29.0	4	14/21	1.345

Joey Wentz

Throws:	L	Age:	27		
YR/C 19:	20:	21:	22:	23:\$1	
YR/E 19:	20:	21:	22:-\$3	23:-\$30	

YR	TM	W-L	ERA	SV	IP	HR	BB/K	WHIP
22	DET	2-2	3.03	0	32.7	2	13/27	1.118
23	DET	3-13	6.90	0	105.7	25	47/98	1.684
24	DET	2-4	5.10	0	65	7	28/60	1.567

Hayden Wesneski

Throws:	R	Age:	27		
YR/C 19:	20:	21:	22:	23:\$5	
YR/E 19:	20:	21:	22:\$1	23:-\$3	

YR	TM	W-L	ERA	SV	IP	HR	BB/K	WHIP
22	CHC	3-2	2.18	0	33.0	3	7/33	0.939
23	CHC	3-5	4.63	0	89.3	20	32/83	1.277
24	CHC	3-4	4.37	0	70	10	23/66	1.233

He started the season in the Cubs rotation, which seemed a payoff for those who saw his 2022 cup of coffee success as a sign of things to come. Alas, they did not go so well and by June he was working out of the pen, where he was more effective. With a Cubs rotation that seems pretty full this year, it's going to take injuries or a super-hot spring for Wesneski to find another rotation spot. Working in relief is unlikely to give him any fantasy value.

Zack Wheeler

Throws:	R	Age:	34		
YR/C 19:\$18	20:\$17	21:\$18	22:\$26	23:\$24	2024
YR/E 19:\$10	20:\$19	21:\$41	22:\$22	23:\$25	Bid Price

YR	TM	W-L	ERA	SV	IP	HR	BB/K	WHIP
21	PHI	14-10	2.78	0	213.3	16	46/247	1.009
22	PHI	12-7	2.82	0	153.0	13	34/163	1.039
23	PHI	13-6	3.61	0	192.0	20	39/212	1.078
24	PHI	13-8	3.33	0	190	16	41/209	1.063

Remarkable consistency and control since he landed in Philadelphia in 2020. At some point that's going to end but the only reason to think it this year is that including the postseason he went 219.7 innings last year.

Carson Whisenhunt

Throws:	L	Age:	23		
YR/C 19:	20:	21:	22:	23:	
YR/E 19:	20:	21:	22:	23:	

Reached Double-A by the end of last season, throwing elite strikeouts off the mix of his 94 mph heater and devastating change-up. In 19.7 innings he walked 11, which is not the way to get ahead, but control had not been a problem at lower levels. Potential starter if he can keep the pieces together at some point this season,, though more likely for 2025. GIANTS

Brendan White

Throws:	L	Age:	26		
YR/C 19:	20:	21:	22:	23:	
YR/E 19:	20:	21:	22:	23:-\$6	

YR	TM	W-L	ERA	SV	IP	HR	BB/K	WHIP
23	AAA	3-2	4.14	0	37.0	4	11/50	1.514
23	DET	2-3	5.09	0	40.7	4	15/44	1.351
24	DET	2-2	4.41	0	30	3	11/32	1.363

BABIP: 0.432 K/9: 12.16 BB/9: 2.68 HR/9: 0.97

Mitch White

Throws:	R	Age:	30		
YR/C 19:	20:	21:	22:	23:	
YR/E 19:	20:	21:-\$3	22:-\$8	23:	

YR	TM	W-L	ERA	SV	IP	HR	BB/K	WHIP
21	LAD	1-3	3.66	0	46.7	6	17/49	1.190
22	- - -	1-7	5.45	0	99.0	9	35/78	1.465
23	A	1-2	5.19	0	59.0	9	30/69	1.525
24	TOR	1-3	4.41	0	50	5	19/44	1.421

BABIP: 0.336 K/9: 10.53 BB/9: 4.58 HR/9: 1.37

Owen White

Throws:	R	Age:	25		
YR/C 19:	20:	21:	22:	23:	
YR/E 19:	20:	21:	22:	23:	

YR	TM	W-L	ERA	SV	IP	HR	BB/K	WHIP
23	AA	4-5	4.22	0	108.7	15	55/80	1.352

BABIP: 0.254 K/9: 6.63 BB/9: 4.56 HR/9: 1.2

Kodi Whitley

Throws:	R	Age:	29		
YR/C 19:	20:	21:	22:	23:	
YR/E 19:	20:	21:-\$2	22:	23:	

YR	TM	W-L	ERA	SV	IP	HR	BB/K	WHIP
21	STL	0-0	2.49	0	25.3	1	12/27	1.076
23	AAA	1-5	5.49	3	57.3	10	24/58	1.675

BABIP: 0.367 K/9: 9.10 BB/9: 3.77 HR/9: 1.57

Garrett Whitlock

Throws:	R	Age:	28		
YR/C 19:	20:	21:	22:\$7	23:\$6	2024
YR/E 19:	20:	21:\$12	22:\$6	23:-\$6	Bid Price

YR	TM	W-L	ERA	SV	IP	HR	BB/K	WHIP
21	BOS	8-4	1.96	2	73.3	6	17/81	1.108
22	BOS	4-2	3.45	6	78.3	10	15/82	1.024
23	BOS	5-5	5.15	1	71.7	13	13/72	1.325
24	BOS	5-4	3.92	2	70	9	14/73	1.181

He returned from hip surgery last year but then spent a lot of time on the IL with elbow problems. When he pitched he sometimes started and sometimes relieved. It looks like he's headed to the pen this year, where he's been much better in his short career than as a starter. For instance, 2.65 ERA as a reliever, and a 4.76 ERA as a starter. Not worth a speculative play this year, but keep an eye out in case he's given a role with more leverage.

Rowan Wick

Throws:	R	Age:	32		
YR/C 19:	20:\$1	21:\$1	22:\$4	23:\$1	
YR/E 19:\$2	20:\$0	21:	22:\$6	23:	

YR	TM	W-L	ERA	SV	IP	HR	BB/K	WHIP
22	CHC	4-7	4.22	9	64.0	9	29/69	1.688
23	AAA	4-4	6.66	5	51.3	13	29/73	1.423

BABIP: 0.282 K/9: 12.80 BB/9: 5.08 HR/9: 2.28

Jordan Wicks

Throws:	L	Age:	25		
YR/C 19:	20:	21:	22:	23:	2024
YR/E 19:	20:	21:	22:	23:-\$4	Bid Price

YR	TM	W-L	ERA	SV	IP	HR	BB/K	WHIP
23	AA	7-0	3.55	0	91.3	12	32/99	1.172
23	CHC	4-1	4.41	0	34.7	5	11/24	1.268
24	CHC	9-6	4.29	0	120	11	41/100	1.329

He got pounded in his last start, which wrecked his ERA in the majors last year. Without it he was 4-1 with a 3.00 ERA (4.17 xFIP). His strike-out rate, however, cratered after he joined the Cubs, with particularly odious results from his cutter and slider. These numbers for seven starts are very small, so better to focus on the success of his sinking fastball and change up. Those are the foundation that will support the success of a better mix this year. Plenty of potential, but he's going to have find more swing and miss to reach it.

Devin Williams

Throws:	R	Age:	30		
YR/C 19:	20:	21:\$8	22:\$8	23:\$23	2024
YR/E 19:	20:\$24	21:\$5	22:\$14	23:\$26	Bid Price

YR	TM	W-L	ERA	SV	IP	HR	BB/K	WHIP
21	MIL	8-2	2.50	3	54.0	5	28/87	1.185
22	MIL	6-4	1.93	15	60.7	2	30/96	1.013
23	MIL	8-3	1.53	36	58.7	4	28/87	0.920
24	MIL	5-3	2.57	30	60	3	29/91	1.016

He's an elite closer who rarely throws anything other than a fastball or a change up. With pretty much stable stats the last two years expectations of similar are justified, at least until his arm falls off.

Gavin Williams

Throws:	R	Age:	25		
YR/C 19:	20:	21:	22:	23:	2024
YR/E 19:	20:	21:	22:	23:\$3	Bid Price

YR	TM	W-L	ERA	SV	IP	HR	BB/K	WHIP
23	AA	4-2	2.39	0	60.3	6	24/81	0.978
23	CLE	3-5	3.29	0	82.0	8	37/81	1.256
24	CLE	7-9	3.47	0	140	15	59/150	1.240

The heater didn't get the swing-and-a-miss results it did in the minors, but paired with his slider did a pretty good job. His estimated ERAs range from 4.05 to 4.53, so some regression is likely, but he's young and surely still learning how to handle big-league hitters at this point. A big factor will be whether he can upgrade his change up, which was very ineffective last year. Consider him a work in progress with a chance to quickly bust, but also a chance to drink the Guardians-system Kool-Aid and break out.

Trevor Williams

Throws:	R	Age:	32		
YR/C 19:\$5	20:\$3	21:\$1	22:	23:\$1	
YR/E 19:-\$11	20:-\$7	21:\$1	22:\$1	23:-\$25	

YR	TM	W-L	ERA	SV	IP	HR	BB/K	WHIP
21	- - -	4-2	4.35	0	91.0	11	31/90	1.495
22	NYM	3-5	3.21	1	89.7	12	23/84	1.233
23	WSN	6-10	5.55	0	144.3	34	53/111	1.601
24	WSN	5-7	4.43	0	120	19	40/100	1.493

Player Name

Brandon Williamson

Throws: L		Age: 26						
YR/C 19:	20:	21:	22:	23:				
YR/E 19:	20:	21:	22:	23:-\$2				
YR	TM	W-L	ERA	SV	IP	HR	BB/K	WHIP
23	AAA	2-4	6.62	0	34.0	7	20/27	1.882
23	CIN	5-5	4.46	0	117.0	18	39/98	1.282
24	CIN	5-7	4.32	0	120	11	46/109	1.355

BABIP: 0.339 K/9: 7.15 BB/9: 5.29 HR/9: 1.85

Amos Willingham

Throws: L		Age: 26						
YR/C 19:	20:	21:	22:	23:				
YR/E 19:	20:	21:	22:	23:				
YR	TM	W-L	ERA	SV	IP	HR	BB/K	WHIP
23	AA	5-1	2.02	5	35.7	1	13/36	1.176

BABIP: 0.295 K/9: 9.08 BB/9: 3.28 HR/9: 0.25

Bryse Wilson

Throws: R		Age: 27						
YR/C 19:\$1	20:\$1	21:	22:	23:				
YR/E 19:-\$10	20:\$0	21:-\$6	22:-\$9	23:\$12				
YR	TM	W-L	ERA	SV	IP	HR	BB/K	WHIP
21	---	3-7	5.35	0	74.0	15	22/46	1.446
22	PIT	3-9	5.52	0	115.7	20	32/79	1.424
23	MIL	6-0	2.58	3	76.7	9	22/61	1.069
24	MIL	4-3	4.16	1	70	9	20/51	1.274

A middle reliever with limited strikeout skills last summer outperformed his BABIP, LOB%, and wins and save totals. It was his best season by far according to xERA, but not a season that’s worth a fantasy baseball add.

Justin Wilson

Throws: L		Age: 37						
YR/C 19:\$1	20:\$1	21:	22:	23:				
YR/E 19:\$2	20:-\$3	21:-\$7	22:	23:				
YR	TM	W-L	ERA	SV	IP	HR	BB/K	WHIP
21	---	1-1	5.29	0	34.0	6	16/29	1.412
24	FA	1-2	4.02	0	30	5	13/29	1.352

He was recovering from TJ the first half of last summer, then missed the rest of the year after straining his latissimus dorsi.

Steven Wilson

Throws: R		Age: 30						
YR/C 19:	20:	21:	22:	23:				
YR/E 19:	20:	21:	22:\$2	23:\$0				
YR	TM	W-L	ERA	SV	IP	HR	BB/K	WHIP
22	SDP	4-2	3.06	1	53.0	7	20/53	1.057
23	SDP	1-2	3.91	0	53.0	7	27/57	1.170
24	SDP	2-2	4.20	0	55	9	25/58	1.165

Allan Winans

Throws: L		Age: 29						
YR/C 19:	20:	21:	22:	23:				
YR/E 19:	20:	21:	22:	23:-\$7				
YR	TM	W-L	ERA	SV	IP	HR	BB/K	WHIP
23	AAA	9-4	2.85	1	126.3	11	36/113	1.085
23	ATL	1-2	5.29	0	32.3	5	8/34	1.393

BABIP: 0.263 K/9: 8.05 BB/9: 2.56 HR/9: 0.78

Josh Winckowski

Throws: R		Age: 26						
YR/C 19:	20:	21:	22:	23:				
YR/E 19:	20:	21:	22:-\$5	23:\$2				
YR	TM	W-L	ERA	SV	IP	HR	BB/K	WHIP
22	BOS	5-7	5.89	0	70.3	10	27/44	1.598
23	BOS	4-4	2.88	3	84.3	9	31/82	1.423
24	BOS	4-3	3.72	2	70	7	25/58	1.417

There’s some talk about moving him into the rotation after he did such a good job last year in middle relief. Or maybe he’ll become a setup guy for Kenley Jansen. Keep an eye on him

this Spring. He’s not worth a bid now, but he could be once camps get underway and his role becomes more definite.

Josh Winder

Throws: R		Age: 28						
YR/C 19:	20:	21:	22:	23:				
YR/E 19:	20:	21:	22:-\$7	23:-\$5				
YR	TM	W-L	ERA	SV	IP	HR	BB/K	WHIP
22	MIN	4-6	4.70	0	67.0	11	18/47	1.299
23	A	5-4	5.60	2	35.3	5	21/46	1.841
23	MIN	2-1	4.15	1	34.7	3	14/28	1.412
24	MIN	2-3	4.19	1	40	4	13/31	1.358

BABIP: 0.415 K/9: 11.72 BB/9: 5.35 HR/9: 1.27

Keaton Winn

Throws: R		Age: 26						
YR/C 19:	20:	21:	22:	23:	2024			
YR/E 19:	20:	21:	22:	23:-\$1	Bid Price			
YR	TM	W-L	ERA	SV	IP	HR	BB/K	WHIP
23	AAA	0-6	4.81	0	58.0	7	26/66	1.586
23	SFG	1-3	4.68	1	42.3	6	8/35	1.040
24	SFG	6-8	4.07	0	120	11	31/107	1.220

Known for a dominating splitter, he made it to the bigs last summer and did just fine working as a starter and in long relief. What role he ends up with this year and going forward likely depends on the further development of his slider, which he threw just four percent of the time last year. Figure him a fifth starter to start the season with some chance of success.

Matt Wisler

Throws: R		Age: 32						
YR/C 19:	20:	21:\$1	22:	23:				
YR/E 19:-\$7	20:\$7	21:\$0	22:\$3	23:				
YR	TM	W-L	ERA	SV	IP	HR	BB/K	WHIP
21	---	3-5	3.70	1	48.7	6	11/62	1.079
22	TBR	3-3	2.25	1	44.0	6	14/35	1.000
23	AAA	7-2	4.60	2	62.7	7	30/73	1.451

BABIP: 0.329 K/9: 10.48 BB/9: 4.31 HR/9: 1.01

Nick Wittgren

Throws: R		Age: 33						
YR/C 19:	20:\$2	21:\$2	22:\$1	23:				
YR/E 19:\$7	20:\$3	21:-\$7	22:-\$7	23:-\$7				

YR	TM	W-L	ERA	SV	IP	HR	BB/K	WHIP
21	CLE	2-9	5.05	1	62.3	13	17/61	1.256
22	STL	1-0	5.90	1	29.0	1	10/17	1.552
23	AAA	1-1	3.82	5	35.3	4	14/29	1.218
23	KCR	1-0	4.97	0	29.0	2	11/18	1.414
24	FA	1-2	4.53	1	30	2	10/22	1.396

BABIP: 0.263 K/9: 7.39 BB/9: 3.57 HR/9: 1.02

Jackson Wolf

Throws: L		Age: 25						
YR/C 19:	20:	21:	22:	23:				
YR/E 19:	20:	21:	22:	23:				

YR	TM	W-L	ERA	SV	IP	HR	BB/K	WHIP
23	AA	8-13	4.13	0	124.3	17	32/135	1.110

BABIP: 0.282 K/9: 9.77 BB/9: 2.32 HR/9: 1.23

Bryan Woo

Throws: R		Age: 24						
YR/C 19:	20:	21:	22:	23:	2024			
YR/E 19:	20:	21:	22:	23:\$1	Bid Price			
YR	TM	W-L	ERA	SV	IP	HR	BB/K	WHIP
23	AA	3-2	2.05	0	44.0	2	12/59	0.886
23	SEA	4-5	4.21	0	87.7	13	31/93	1.209
24	SEA	8-8	3.98	0	130	12	45/144	1.204

He threw his fastball 73 percent of the time, two-thirds four seamers and one-third sinkers, which was understandable because his other stuff was hit. He’s only had 44 innings at Double-A and none in Triple-A, so he’s surely

going through some serious adjustments adapting to big-league hitters. He’s likely to be treated gently, meaning that if he struggles at all he won’t likely stay with the big club. Those fastballs of his were so good, he may just make it work.

Alex Wood

Throws: L		Age: 33						
YR/C 19:\$7	20:\$6	21:\$2	22:\$10	23:\$6	2024			
YR/E 19:-\$7	20:-\$6	21:\$8	22:-\$10	23:-\$6	Bid Price			

YR	TM	W-L	ERA	SV	IP	HR	BB/K	WHIP
21	SFG	10-4	3.83	0	138.7	14	39/152	1.187
22	SFG	8-12	5.10	0	130.7	17	30/131	1.244
23	SFG	5-5	4.33	0	97.7	9	42/74	1.433
24	FA	7-7	4.31	0	120	11	40/109	1.319

Early season hamstring and back injuries didn’t help him, but he also wasn’t the limited but clever starter last year he was the two preceding years. And 2022, when he didn’t pitch badly, was not a roto success because of bad luck. Where he lands, what they want him to do, and how physically able he is to do the job will all be factors for him this year. For fantasy players, in an only league he’ll be worth a \$1 bid if that’s the league he signs in. He’s that skilled, but he’s clearly not the pitcher he once was physically.

Jake Woodford

Throws: R		Age: 28						
YR/C 19:	20:	21:	22:	23:\$1				
YR/E 19:	20:-\$7	21:-\$3	22:\$2	23:-\$16				

YR	TM	W-L	ERA	SV	IP	HR	BB/K	WHIP
21	STL	3-4	3.99	0	67.7	7	25/50	1.354
22	STL	4-0	2.23	0	48.3	1	11/24	1.123
23	STL	2-3	6.23	0	47.7	11	22/29	1.740
24	FA	4-3	4.36	0	65	7	25/41	1.478

Brandon Woodruff

Throws: R		Age: 31						
YR/C 19:\$4	20:\$19	21:\$26	22:\$29	23:\$27				
YR/E 19:\$12	20:\$26	21:\$37	22:\$19	23:\$16				

YR	TM	W-L	ERA	SV	IP	HR	BB/K	WHIP
21	MIL	9-10	2.56	0	179.3	18	43/211	0.966
22	MIL	13-4	3.05	0	153.3	18	42/190	1.071
23	MIL	5-1	2.28	0	67.0	9	15/74	0.821

October 2023 shoulder surgery will cause him to miss all of 2024.

Simeon Woods Richardson

Throws: R		Age: 24						
YR/C 19:	20:	21:	22:	23:				
YR/E 19:	20:	21:	22:	23:				

YR	TM	W-L	ERA	SV	IP	HR	BB/K	WHIP
23	AAA	7-6	4.91	0	113.7	13	61/96	1.495

BABIP: 0.294 K/9: 7.60 BB/9: 4.83 HR/9: 1.03

William Woods

Throws: R		Age: 26		
YR/C 19:	20:	21:	22:	23:
YR/E 19:	20:	21:	22:	23:

recovering from surgery to repair his shoulder. Following his solid 2022 season, roto teams with keepers might be interested for 2025.

Miguel Yajure

Throws: R		Age: 26			
YR/C 19:	20:	21:	22:	23:	
YR/E 19:	20:	21:	22:	23:	
YR	TM	W-L	ERA	SV	IP
23	A	2-6	6.07	0	75.7
				HR	BB/K
				10	38/80
				WHIP	1.638
BABIP: 0.345 K/9: 9.52 BB/9: 4.52 HR/9: 1.19					

Yoshinobu Yamamoto

Throws: R		Age: 26			
YR/C 19:	20:	21:	22:	23:	2024
YR/E 19:	20:	21:	22:	23:	Bid Price
YR	TM	W-L	ERA	SV	IP
21	NPB	18-5	1.39	0	193.7
22	NPB	15-5	1.68	9	193.0
23	NPB	16-6	1.21	0	164.0
24	LAD	13-7	3.14	0	160
				HR	BB/K
				14	39/191
				WHIP	1.122

The safe thing is to take the moderate position. Yamamoto will be good, maybe very good, but there will likely be a period of transition. And there might be, but looking at video of him during the World Baseball Classic and reading Eno Sarris's comparison of Yamamoto's pitch tracking data, describing the speed and shape of his pitches in Japan compared to the data on major leaguers, leads him to say: "We can say with a tiny bit more certainty that he's like a Gausman with Bassitt's curve and Eflin's command, which would be a dominant combination but also has not necessarily existed in one human being before." Of course, Eno also says, "Nobody knows what they'll get for sure," but concludes that Yamamoto looks like an ace, but a short one and so somewhat more likely to break down than a bigger pitcher. That sounds right to me, so in a year he's healthy he may turn out to be a bargain no matter what the fantasy cost. Or close. With the potential for disaster if he ends up busting or getting hurt. The bidding should be fun!

Ryan Yarbrough

Throws: L		Age: 33			
YR/C 19:	20:	21:	22:	23:	
YR/E 19:	20:	21:	22:	23:	
YR	TM	W-L	ERA	SV	IP
21	TBR	9-7	5.11	0	155.0
22	TBR	3-8	4.50	0	80.0
23	- - -	8-7	4.52	2	89.7
24	LAD	7-7	4.30	1	100
				HR	BB/K
				25	27/117
				WHIP	1.226

Kirby Yates

Throws: R		Age: 37			
YR/C 19:	20:	21:	22:	23:	2024
YR/E 19:	20:	21:	22:	23:	Bid Price
YR	TM	W-L	ERA	SV	IP
23	ATL	7-2	3.28	5	60.3
24	TEX	4-3	4.01	9	55
				HR	BB/K
				7	33/70
				WHIP	1.268

After one of the great fantasy closer seasons in 2019, but injuries plagued him until last year, when he again pitched regularly. Unfortunately, the precision control he showed in his career year has disappeared and he struggled to keep the ball in the park. He still has an excellent splitter as an out pitch, but until he regains his control he's unlikely to be trusted with more than a setup role with occasional chances for saves.

Huascar Ynoa

Throws: R		Age: 26			
YR/C 19:	20:	21:	22:	23:	
YR/E 19:	20:	21:	22:	23:	
YR	TM	W-L	ERA	SV	IP
21	ATL	4-6	4.05	0	91.0
24	ATL	3-4	4.24	0	65
				HR	BB/K
				6	22/70
				WHIP	1.267

Returning from September 2022 TJ. Don't sleep on him if he's healthy, despite his spotty past history. There was a very talented arm in there at one point.

Alex Young

Throws: L		Age: 31			
YR/C 19:	20:	21:	22:	23:	
YR/E 19:	20:	21:	22:	23:	
YR	TM	W-L	ERA	SV	IP
21	- - -	2-6	6.58	0	52.0
22	- - -	1-1	2.36	0	26.7
23	CIN	4-2	3.86	1	53.7
24	CIN	3-3	4.05	1	50
				HR	BB/K
				5	21/44
				WHIP	1.478

Angel Zerpa

Throws: L		Age: 25			
YR/C 19:	20:	21:	22:	23:	
YR/E 19:	20:	21:	22:	23:	
YR	TM	W-L	ERA	SV	IP
23	AA	0-2	3.89	0	34.7
23	KCR	3-3	4.85	0	42.7
24	KCR	4-6	4.09	0	80
				HR	BB/K
				8	22/70
				WHIP	1.291

BABIP: 0.284 K/9: 7.79 BB/9: 4.15 HR/9: 1.30

Bruce Zimmermann

Throws: L		Age: 29			
YR/C 19:	20:	21:	22:	23:	
YR/E 19:	20:	21:	22:	23:	
YR	TM	W-L	ERA	SV	IP
21	BAL	4-5	5.04	0	64.3
22	BAL	2-5	5.99	0	73.7
23	AAA	4-7	4.42	0	99.7
24	BAL	3-4	4.62	0	60
				HR	BB/K
				7	13/48
				WHIP	1.426

BABIP: 0.377 K/9: 9.93 BB/9: 3.52 HR/9: 0.45

Yosver Zulueta

Throws: R		Age: 26			
YR/C 19:	20:	21:	22:	23:	
YR/E 19:	20:	21:	22:	23:	
YR	TM	W-L	ERA	SV	IP
23	AAA	4-4	4.08	0	64.0
				HR	BB/K
				1	45/73
				WHIP	1.531

BABIP: 0.329 K/9: 10.27 BB/9: 6.33 HR/9: 0.14

Guillermo Zuniga

Throws: R		Age: 26			
YR/C 19:	20:	21:	22:	23:	
YR/E 19:	20:	21:	22:	23:	
YR	TM	W-L	ERA	SV	IP
23	AAA	0-2	7.63	5	30.7
				HR	BB/K
				6	20/37
				WHIP	1.694

BABIP: 0.325 K/9: 10.86 BB/9: 5.87 HR/9: 1.76

THE ROOKIES 2024

A Listing of the Rookie Eligible, Not From Asia, Ranked by Bid \$.

HITTERS	TEAM	POS	BID\$	AB	BA	OBP	R	HR	RBI	SB
Evan Carter	TEX	OF	\$22	512	.255	.785	79	17	75	21
Noelvi Marte	CIN	3B	\$15	496	.284	.791	72	16	69	23
Junior Caminero	TBR	3B	\$14	299	.274	.794	46	14	49	3
Jackson Holliday	BAL	SS	\$14	419	.257	.751	56	10	50	7
Jung Hoo Lee	SFG	OF	\$14	519	.287	.776	80	10	55	11
Ceddanne Rafaela	BOS	OF	\$9	259	.261	.727	40	8	33	12
Jordan Lawlar	ARI	SS	\$8	290	.240	.710	49	9	35	16
Kyle Manzardo	CLE	1B	\$8	397	.240	.758	60	16	63	1
Michael Busch	CHC	1B	\$8	398	.236	.740	58	16	56	4
Nolan Schanuel	LAA	1B	\$8	416	.271	.760	75	10	42	3
Curtis Mead	TBR	3B	\$7	180	.286	.824	28	6	26	3
Wyatt Langford	TEX	OF	\$7	341	.271	.822	53	16	51	8
Austin Wells	NYN	C	\$7	334	.236	.735	45	14	52	4
Brayan Rocchio	CLE	3B	\$7	387	.242	.672	51	7	45	10
Jackson Chourio	MIL	OF	\$6	394	.249	.727	49	15	53	15
Heston Kjerstad	BAL	DH	\$6	321	.265	.758	48	11	38	1
Colton Cowser	BAL	OF	\$6	233	.240	.734	44	6	30	6
Wilyer Abreu	BOS	OF	\$6	237	.249	.768	32	8	33	5
Jacob Young	WAS	OF	\$6	136	.258	.670	13	1	14	13
Luisangel Acuna	NYM	SS	\$5	168	.249	.720	24	3	22	24
Tyler Black	MIL	3B	\$5	312	.234	.710	43	9	38	13
Dylan Crews	WAS	OF	\$5	205	.230	.644	22	4	23	5
P Crow-Armstrong	CHC	OF	\$5	295	.248	.722	43	10	38	15
Marco Luciano	SFG	SS	\$5	426	.228	.684	55	13	53	6
Jackson Merrill	SDP	SS	\$5	115	.250	.658	13	2	13	3
Matt Mervis	CHC	1B	\$5	310	.241	.765	45	15	49	1
Alexander Canario	CHC	OF	\$4	204	.229	.738	29	10	32	6
Drew Gilbert	NYM	OF	\$4	174	.271	.808	27	6	22	4
Colt Keith	DET	3B	\$4	293	.265	.776	37	10	42	3
Bryan Ramos	CHW	3B	\$4	149	.267	.804	25	7	26	2
Davis Schneider	TOR	2B	\$4	337	.244	.833	55	18	50	5
Jasson Dominguez	NYN	OF	\$3	133	.237	.725	19	5	17	5
Nick Gonzales	PIT	2B	\$3	269	.231	.686	35	6	32	3
Justin Foscue	TEX	2B	\$2	165	.267	.845	37	7	38	6
Brooks Lee	MIN	SS	\$2	114	.250	.783	12	4	12	1
Hunter Goodman	COL	1B	\$2	321	.248	.782	45	17	56	2
Everson Pereira	NYN	OF	\$2	247	.188	.533	22	4	29	8
Joey Ortiz	BAL	2B	\$1	69	.247	.652	9	1	9	1
Estevan Florial	CLE	OF	\$1	289	.225	.692	40	10	37	13
Korey Lee	CHW	C	\$1	313	.210	.572	36	8	36	3
Dominic Fletcher	ARI	OF	\$1	183	.278	.751	20	4	25	1
Lawrence Butler	OAK	OF	\$1	277	.228	.661	32	9	32	6

Hitterr projections for Rookie Hitters are far from perfect, but they usually do a decent job of describing the player’s style of play. Is he a power hitter,, a contact hitter, wicked fast? The projection usually shows that.

Projections for Rookie Pitchers are more problematic. All of these guys below can throw the heck out of the ball, but even if they showed good command and control in the minors, the major league environment is a much different thing.

Finally, I left the Asian players out of these lists. They have much different histories, and while they’re eligible to win the awards, they should be looked at as major league talent.

PITCHER	TEAM	BID\$	BID\$
Paul Skenes	PIT	\$7	\$7
James McArthur	KCR	\$6	\$6
Wilmer Flores	DET	\$4	\$4
Max Meyer	MIA	\$3	\$3
DL Hall	BAL	\$3	\$3
S. Gipson-Long	DET	\$2	\$2
Ricky Tiedemann	TOR	\$2	\$2
John McMillon	KCR	\$2	\$2
Drew Thorpe	SDP	\$1	\$1
Ben Joyce	LAA	\$1	\$1

POSITION RANKINGS 2024

These are the rankings based on the Big Prices in the Guide, which was finalized on January 22, 2024.

Players are listed at all positions at which they played 15 or more major league games in 2023. Players who didn't play 15 at any one position are listed at the position they played most. Minor leaguers are listed at the position they're expected to play most.

Please check your league's eligibility rules to make sure players are in their right place.

The dollar values for the Top 216 pitchers and Top 336 hitters add up to \$6120, roughly, but you should make your own choices at the bottom of the ranks.

RANK	CATCHER	TEAM	BID
1	William Contreras	MIL	\$22
2	Adley Rutschman	BAL	\$21
3	J.T. Realmuto	PHI	\$20
4	Will Smith	LAD	\$20
5	Yainer Diaz	HOU	\$17
6	Gabriel Moreno	ARI	\$17
7	Salvador Perez	KCR	\$16
8	Willson Contreras	STL	\$15
9	Jonah Heim	TEX	\$14
10	Cal Raleigh	SEA	\$14
11	Keibert Ruiz	WSN	\$14
12	Francisco Alvarez	NYM	\$12
13	Sean Murphy	ATL	\$12
14	Bo Naylor	CLE	\$11
15	Luis Campusano	SDP	\$10
16	Mitch Garver	SEA	\$10
17	Alejandro Kirk	TOR	\$9
18	Logan O'Hoppe	LAA	\$9
19	Tyler Stephenson	CIN	\$9
20	Elias Diaz	COL	\$7
21	Freddy Fermin	KCR	\$7
22	Austin Wells	NYY	\$7
23	Shea Langeliers	OAK	\$6
24	Patrick Bailey	SFG	\$5
25	Yan Gomes	CHC	\$5
26	Danny Jansen	TOR	\$5
27	Ryan Jeffers	MIN	\$5
28	Jake Rogers	DET	\$4
29	Nick Fortes	MIA	\$3
30	Blake Sabol	SFG	\$3
31	Gary Sanchez	FA	\$3
32	Christian Vazquez	MIN	\$3
33	Travis d'Arnaud	ATL	\$2
34	Tom Murphy	SFG	\$2
35	Omar Narvaez	NYM	\$2
36	Jose Trevino	NYY	\$2
37	Jorge Alfaro	CHC	\$1
38	Christian Bethancourt	MIA	\$1
39	Victor Caratini	HOU	\$1
40	Diego Cartaya	LAD	\$1
41	Yasmani Grandal	FA	\$1
42	Eric Haase	MIL	\$1
43	Kyle Higashioka	SDP	\$1
44	Andrew Knizner	TEX	\$1
45	Korey Lee	CHW	\$1
46	James McCann	BAL	\$1
47	Tyler Soderstrom	OAK	\$1
48	Max Stassi	CHW	\$1
49	Connor Wong	BOS	\$1

RANK	FIRST BASE	TEAM	BID
1	Freddie Freeman	LAD	\$38
2	Matt Olson	ATL	\$33
3	Bryce Harper	PHI	\$32
4	Vladimir Guerrero Jr.	TOR	\$28
5	Pete Alonso	NYM	\$27
6	Cody Bellinger	FA	\$25
7	Paul Goldschmidt	STL	\$22
8	Alec Bohm	PHI	\$21
9	Spencer Steer	CIN	\$21
10	Josh Naylor	CLE	\$20
11	Spencer Torkelson	DET	\$20
12	Christian Walker	ARI	\$20
13	Yandy Diaz	TBR	\$19
14	Ryan Mountcastle	BAL	\$19
15	Vinnie Pasquantino	KCR	\$19
16	Triston Casas	BOS	\$18
17	Nathaniel Lowe	TEX	\$18
18	Rhys Hoskins	FA	\$17
19	Ty France	SEA	\$16
20	Salvador Perez	KCR	\$16
21	Andrew Vaughn	CHW	\$16
22	Brandon Drury	LAA	\$15
23	C Encarnacion-Strand	CIN	\$15
24	Isaac Paredes	TBR	\$15
25	Josh Bell	MIA	\$13
26	Elehuris Montero	COL	\$13
27	Joey Meneses	WSN	\$12
28	Justin Turner	FA	\$12
29	Jose Abreu	HOU	\$10
30	C.J. Cron	FA	\$10
31	Jake Cronenworth	SDP	\$10
32	Anthony Rizzo	NYY	\$10
33	Jeimer Candelario	CIN	\$9
34	Alex Kirilloff	MIN	\$9
35	Luke Raley	SEA	\$9
36	Mark Canha	DET	\$8
37	Wilmer Flores	SFG	\$8
38	Kyle Manzardo	CLE	\$8
39	Ryan Noda	OAK	\$8
40	Nolan Schanuel	LAA	\$8
41	Rowdy Tellez	PIT	\$8
42	Seth Brown	OAK	\$7
43	J.D. Davis	SFG	\$7
44	Ryan O'Hearn	BAL	\$6
45	Carlos Santana	FA	\$6
46	Matt Mervis	CHC	\$5
47	Brandon Belt	FA	\$4
48	Garrett Cooper	FA	\$4
49	LaMonte Wade	SFG	\$4
50	Joey Gallo	FA	\$3
51	DJ LeMahieu	NYY	\$3
52	Trey Mancini	FA	\$3
53	Gio Urshela	LAA	\$3
54	Alec Burleson	STL	\$2
55	Dominic Smith	FA	\$2
56	Cavan Biggio	TOR	\$1
57	Ji-Man Choi	FA	\$1
58	Connor Joe	PIT	\$1
59	Owen Miller	MIL	\$1
60	Gavin Sheets	CHW	\$1
61	Donovan Solano	FA	\$1

RANK	SECOND BASE	TEAM	BID
1	Mookie Betts	LAD	\$35
2	Marcus Semien	TEX	\$29
3	Ozzie Albies	ATL	\$28
4	Jose Altuve	HOU	\$26
5	Nico Hoerner	CHC	\$24
6	Bryson Stott	PHI	\$24
7	Matt McLain	CIN	\$22
8	Spencer Steer	CIN	\$21
9	Gleyber Torres	NYY	\$21
10	Andres Gimenez	CLE	\$19
11	Nolan Gorman	STL	\$19
12	Ha-seong Kim	SDP	\$19
13	Ketel Marte	ARI	\$19
14	Zack Gelof	OAK	\$18
15	Luis Arraez	MIA	\$17
16	Tommy Edman	STL	\$17
17	Jonathan India	CIN	\$17
18	Thairo Estrada	SFG	\$16
19	Brandon Lowe	TBR	\$16
20	Brandon Drury	LAA	\$15
21	Edouard Julien	MIN	\$15
22	Whit Merrifield	FA	\$15
23	Jorge Polanco	MIN	\$14
24	Jeff McNeil	NYM	\$13
25	Jordan Westburg	BAL	\$12
26	Ryan McMahon	COL	\$11
27	Christopher Morel	CHC	\$11
28	Jake Cronenworth	SDP	\$10
29	Gavin Lux	LAD	\$10
30	Josh Rojas	SEA	\$10
31	Brice Turang	MIL	\$10
32	Brendan Donovan	STL	\$9
33	Brendan Rodgers	COL	\$9
34	Amed Rosario	FA	\$9
35	Liover Peguero	PIT	\$8
36	Luis Rengifo	LAA	\$8
37	Jon Berti	MIA	\$7
38	Geraldo Perdomo	ARI	\$7
39	Kolten Wong	FA	\$7
40	Luis Garcia	WSN	\$6
41	Luis Urias	SEA	\$6
42	Adam Frazier	FA	\$5
43	Ji Hwan Bae	PIT	\$4
44	Michael Massey	KCR	\$4
45	Davis Schneider	TOR	\$4
46	Elvis Andrus	FA	\$3
47	Mauricio Dubon	HOU	\$3
48	Kyle Farmer	MIN	\$3
49	Nick Gonzales	PIT	\$3
50	Enrique Hernandez	FA	\$3
51	Zach McKinstry	DET	\$3
52	Andruw Monasterio	MIL	\$3
53	Miguel Vargas	LAD	\$3
54	Jose Caballero	TBR	\$2
55	Jordan Diaz	OAK	\$2
56	Justin Foscue	TEX	\$2
57	Enmanuel Valdez	BOS	\$2
58	Cavan Biggio	TOR	\$1
59	Santiago Espinal	TOR	\$1
60	Andy Ibanez	DET	\$1
61	Nicky Lopez	CHW	\$1
62	Owen Miller	MIL	\$1
63	Dylan Moore	SEA	\$1
64	Kevin Newman	FA	\$1
65	Donovan Solano	FA	\$1
66	Lenyn Sosa	CHW	\$1
67	Ramon Urias	BAL	\$1
68	Taylor Walls	TBR	\$1

RANK	SHORTSTOP	TEAM	BID	RANK	THIRD BASE	TEAM	BID	RANK	OUTFIELD	TEAM	BID
1	Bobby Witt Jr.	KCR	\$41	1	Jose Ramirez	CLE	\$32	1	Ronald Acuna Jr.	ATL	\$47
2	Mookie Betts	LAD	\$35	2	Austin Riley	ATL	\$32	2	Julio Rodriguez	SEA	\$41
3	Trea Turner	PHI	\$33	3	Rafael Devers	BOS	\$30	3	Corbin Carroll	ARI	\$38
4	Francisco Lindor	NYM	\$30	4	Gunnar Henderson	BAL	\$26	4	Aaron Judge	NYY	\$36
5	Corey Seager	TEX	\$28	5	Alex Bregman	HOU	\$23	5	Mookie Betts	LAD	\$35
6	Bo Bichette	TOR	\$27	6	Elly De La Cruz	CIN	\$23	6	Kyle Tucker	HOU	\$35
7	Gunnar Henderson	BAL	\$26	7	Nolan Arenado	STL	\$22	7	Fernando Tatis Jr.	SDP	\$33
8	Nico Hoerner	CHC	\$24	8	Manny Machado	SDP	\$22	8	Yordan Alvarez	HOU	\$32
9	Xander Bogaerts	SDP	\$23	9	Alec Bohm	PHI	\$21	9	Juan Soto	NYY	\$30
10	Elly De La Cruz	CIN	\$23	10	Josh Jung	TEX	\$21	10	Michael Harris II	ATL	\$29
11	CJ Abrams	WSN	\$22	11	Spencer Steer	CIN	\$21	11	Luis Robert	CHW	\$29
12	Matt McLain	CIN	\$22	12	Nolan Gorman	STL	\$19	12	Randy Arozarena	TBR	\$26
13	Dansby Swanson	CHC	\$21	13	Ha-seong Kim	SDP	\$19	13	Cody Bellinger	FA	\$25
14	Oneil Cruz	PIT	\$20	14	Royce Lewis	MIN	\$18	14	Adolis Garcia	TEX	\$25
15	Ha-seong Kim	SDP	\$19	15	Max Muncy	LAD	\$18	15	Josh Lowe	TBR	\$25
16	Willy Adames	MIL	\$18	16	Maikel Garcia	KCR	\$16	16	Nick Castellanos	PHI	\$24
17	Trevor Story	BOS	\$18	17	Jake Burger	MIA	\$15	17	Christian Yelich	MIL	\$24
18	Ezequiel Tovar	COL	\$18	18	Ke'Bryan Hayes	PIT	\$15	18	Jazz Chisholm	MIA	\$23
19	Carlos Correa	MIN	\$17	19	Noelvi Marte	CIN	\$15	19	Nolan Jones	COL	\$23
20	Tommy Edman	STL	\$17	20	Isaac Paredes	TBR	\$15	20	Evan Carter	TEX	\$22
21	Thairo Estrada	SFG	\$16	21	Junior Caminero	TBR	\$14	21	Kyle Schwarber	PHI	\$22
22	Jeremy Pena	HOU	\$16	22	Jorge Polanco	MIN	\$14	22	Jordan Walker	STL	\$22
23	Anthony Volpe	NYY	\$16	23	Eugenio Suarez	ARI	\$14	23	Cedric Mullins	BAL	\$21
24	J.P. Crawford	SEA	\$14	24	Jordan Westburg	BAL	\$12	24	Bryan Reynolds	PIT	\$21
25	Jackson Holliday	BAL	\$14	25	Brett Baty	NYM	\$11	25	Spencer Steer	CIN	\$21
26	Javier Baez DET	\$12		26	Ryan McMahon	COL	\$11	26	Mike Trout	LAA	\$21
27	Brice Turang	MIL	\$10	27	Josh Rojas	SEA	\$10	27	Teoscar Hernandez	LAD	\$20
28	Zach Neto LAA	\$9		28	Jeimer Candelario	CIN	\$9	28	George Springer	TOR	\$20
29	Amed Rosario	FA	\$9	29	Willi Castro	MIN	\$9	29	Seiya Suzuki	CHC	\$20
30	Chris Taylor	LAD	\$9	30	Matt Chapman	FA	\$9	30	Masataka Yoshida	BOS	\$20
31	Tim Anderson	FA	\$8	31	Yoan Moncada	CHW	\$9	31	Brandon Nimmo	NYM	\$19
32	Orlando Arcia	ATL	\$8	32	Chris Taylor	LAD	\$9	32	Ian Happ	CHC	\$18
33	Jordan Lawlar	ARI	\$8	33	Michael Busch	CHC	\$8	33	Anthony Santander	BAL	\$18
34	Liover Peguero	PIT	\$8	34	Wilmer Flores	SFG	\$8	34	Tommy Edman	STL	\$17
35	Luis Rengifo	LAA	\$8	35	Luis Rengifo	LAA	\$8	35	Riley Greene	DET	\$17
36	Jon Berti	MIA	\$7	36	Jon Berti	MIA	\$7	36	Steven Kwan	CLE	\$17
37	Vaughn Grissom	BOS	\$7	37	J.D. Davis	SFG	\$7	37	Will Benson	CIN	\$16
38	Geraldo Perdomo	ARI	\$7	38	Curtis Mead	TBR	\$7	38	T.J. Friedl	CIN	\$16
39	Brayan Rocchio	CLE	\$7	39	Geraldo Perdomo	ARI	\$7	39	Lourdes Gurriel	ARI	\$16
40	Luisangel Acuna	NYM	\$5	40	Anthony Rendon	LAA	\$7	40	Esteury Ruiz	OAK	\$16
41	Ezequiel Duran	TEX	\$5	41	Luis Urias	SEA	\$6	41	Lane Thomas	WSN	\$16
42	Marco Luciano	SFG	\$5	42	Tyler Black	MIL	\$5	42	Alex Verdugo	NYY	\$16
43	Jorge Mateo	BAL	\$5	43	Ezequiel Duran	TEX	\$5	43	Taylor Ward	LAA	\$16
44	Jackson Merrill	SDP	\$5	44	Jared Triolo	PIT	\$5	44	Whit Merrifield	FA	\$15
45	Masyn Winn	STL	\$5	45	Mark Vientos	NYM	\$5	45	Lars Nootbaar	STL	\$15
46	Elvis Andrus	FA	\$3	46	Matt Vierling	DET	\$5	46	Tyler O'Neill	BOS	\$15
47	Kyle Farmer	MIN	\$3	47	Patrick Wisdom	CHC	\$5	47	James Outman	LAD	\$15
48	Enrique Hernandez	FA	\$3	48	Colt Keith	DET	\$4	48	Daulton Varsho	TOR	\$15
49	Zach McKinstry	DET	\$3	49	Oswald Peraza	NYY	\$4	49	Jarren Duran	BOS	\$14
50	Adalberto Mondesi	FA	\$3	50	Bryan Ramos	CHW	\$4	50	Jung Hoo Lee	SFG	\$14
51	Jose Caballero	TBR	\$2	51	Kyle Farmer	MIN	\$3	51	Brandon Marsh	PHI	\$14
52	Brooks Lee	MIN	\$2	52	Isiah Kiner-Falefa	TOR	\$3	52	Starling Marte	NYM	\$14
53	Brandon Crawford	FA	\$1	53	DJ LeMahieu	NYY	\$3	53	Chas McCormick	HOU	\$14
54	Paul DeJong	CHW	\$1	54	Zach McKinstry	DET	\$3	54	Kerry Carpenter	DET	\$13
55	Santiago Espinal	TOR	\$1	55	Jose Miranda	MIN	\$3	55	Bryan De La Cruz	MIA	\$13
56	Garrett Hampson	KCR	\$1	56	Andruw Monasterio	MIL	\$3	56	Austin Hays	BAL	\$13
57	Darell Hernaiz	OAK	\$1	57	Emmanuel Rivera	ARI	\$3	57	Jeff McNeil	NYM	\$13
58	Kevin Newman	FA	\$1	58	Nick Senzel	WSN	\$3	58	Giancarlo Stanton	NYY	\$13
59	Joey Ortiz	BAL	\$1	59	Gio Urshela	LAA	\$3	59	Leody Taveras	TEX	\$13
60	Miguel Rojas	LAD	\$1	60	Brian Anderson	FA	\$2	60	Kris Bryant	COL	\$12
61	Edmundo Sosa	PHI	\$1	61	Oswaldo Cabrera	NYY	\$2	61	Sal Frelick	MIL	\$12
62	Taylor Walls	TBR	\$1	62	Jordan Diaz	OAK	\$2	62	Jarred Kelenic	ATL	\$12
63	Joey Wendle	NYM	\$1	63	Jean Segura	CLE	\$2	63	Hunter Renfroe	KCR	\$12
				64	Santiago Espinal	TOR	\$1	64	Jorge Soler	FA	\$12
				65	Andy Ibanez	DET	\$1	65	Max Kepler	MIN	\$11
				66	Nicky Lopez	CHW	\$1	66	Christopher Morel	CHC	\$11
				67	Nick Madrigal	CHC	\$1	67	Johan Rojas	PHI	\$11
								68	Brent Rooker	OAK	\$11
								69	Jack Suwinski	PIT	\$11
								70	Nelson Velazquez	KCR	\$11
								71	Randal Grichuk	FA	\$10
								72	Parker Meadows	DET	\$10
								73	Joc Pederson	FA	\$10
								74	Tommy Pham	FA	\$10

RANK	OUTFIELD	TEAM	BID	RANK	OUTFIELD	TEAM	BID	RANK	STARTER	TEAM	BID
75	Eddie Rosario	FA	\$10	149	Tyrone Taylor	NYM	\$3	1	Gerrit Cole	NYY	\$34
76	Andrew Benintendi	CHW	\$9	150	Mike Yastrzemski	SFG	\$3	2	Spencer Strider	ATL	\$31
77	Willi Castro	MIN	\$9	151	Brian Anderson	FA	\$2	3	Yoshinobu Yamamoto	LAD	\$27
78	Brendan Donovan	STL	\$9	152	Alec Burleson	STL	\$2	4	Corbin Burnes	MIL	\$26
79	Jake Fraley	CIN	\$9	153	Oswaldo Cabrera	NYY	\$2	5	Zack Wheeler	PHI	\$26
80	Alex Kirilloff	MIN	\$9	154	Yonathan Daza	COL	\$2	6	George Kirby	SEA	\$25
81	MJ Melendez	KCR	\$9	155	Hunter Goodman	COL	\$2	7	Zac Gallen	ARI	\$25
82	Ceddanne Rafaela	BOS	\$9	156	Trent Grisham	NYY	\$2	8	Luis Castillo	SEA	\$25
83	Luke Raley	SEA	\$9	157	Jason Heyward	LAD	\$2	9	Max Fried	ATL	\$25
84	Chris Taylor	LAD	\$9	158	Travis Jankowski	FA	\$2	10	Aaron Nola	PHI	\$24
85	Will Brennan	CLE	\$8	159	Manuel Margot	LAD	\$2	11	Kevin Gausman	TOR	\$24
86	Mark Canha	DET	\$8	160	David Peralta	FA	\$2	12	Blake Snell	FA	\$24
87	Michael Conforto	SFG	\$8	161	Everson Pereira	NYY	\$2	13	Zach Eflin	TBR	\$23
88	Adam Duvall	FA	\$8	162	Victor Robles	WSN	\$2	14	Logan Webb	SFG	\$22
89	Luis Rengifo	LAA	\$8	163	Jo Adell	LAA	\$1	15	Framber Valdez	HOU	\$21
90	Jesus Sanchez	MIA	\$8	164	Cavan Biggio	TOR	\$1	16	Pablo Lopez	MIN	\$21
91	Joey Wiemer	MIL	\$8	165	Dairon Blanco	KCR	\$1	17	Logan Gilbert	SEA	\$21
92	Harrison Bader	NYM	\$7	166	Lawrence Butler	OAK	\$1	18	Bobby Miller	LAD	\$21
93	Jon Berti	MIA	\$7	167	Stuart Fairchild	CIN	\$1	19	Tarik Skubal	DET	\$20
94	Seth Brown	OAK	\$7	168	Dominic Fletcher	ARI	\$1	20	Sonny Gray	STL	\$19
95	Henry Davis	PIT	\$7	169	Estevan Florial	CLE	\$1	21	Joe Musgrove	SDP	\$19
96	Wyatt Langford	TEX	\$7	170	Eric Haase	MIL	\$1	22	Kyle Bradish	BAL	\$18
97	Luis Matos	SFG	\$7	171	Garrett Hampson	KCR	\$1	23	Freddy Peralta	MIL	\$17
98	Edward Olivares	PIT	\$7	172	Andy Ibanez	DET	\$1	24	Tyler Glasnow	LAD	\$17
99	Jose Siri	TBR	\$7	173	Connor Joe	PIT	\$1	25	Chris Bassitt	TOR	\$16
100	Matt Wallner	MIN	\$7	174	Corey Julks	HOU	\$1	26	Kodai Senga	NYM	\$16
101	Drew Waters	KCR	\$7	175	Jake Meyers	HOU	\$1	27	Dylan Cease	CHW	\$16
102	Wilyer Abreu	BOS	\$6	176	Dylan Moore	SEA	\$1	28	Justin Steele	CHC	\$16
103	Jackson Chourio	MIL	\$6	177	Josh Palacios	PIT	\$1	29	Eury Perez	MIA	\$16
104	Colton Cowser	BAL	\$6	178	Kevin Pillar	FA	\$1	30	Jordan Montgomery	FA	\$15
105	Brenton Doyle	COL	\$6	179	A.J. Pollock	FA	\$1	31	Grayson Rodriguez	BAL	\$15
106	Heston Kjerstad	BAL	\$6	180	Gavin Sheets	CHW	\$1	32	Eduardo Rodriguez	ARI	\$15
107	Ramon Laureano	CLE	\$6	181	Austin Slater	SFG	\$1	33	Walker Buehler	LAD	\$15
108	Jake McCarthy	ARI	\$6	182	Mike Tauchman	CHC	\$1	34	Merrill Kelly	ARI	\$14
109	Garrett Mitchell	MIL	\$6					35	Jose Berrios	TOR	\$14
110	Ryan O'Hearn	BAL	\$6	RANK	DH	TEAM	BID	36	Joe Ryan	MIN	\$14
111	Jacob Young	WSN	\$6	1	Shohei Ohtani	LAD	\$28	37	Shane Bieber	CLE	\$14
112	Akil Baddoo	DET	\$5	2	Marcell Ozuna	ATL	\$20	38	Tanner Bibee	CLE	\$14
113	Dylan Carlson	STL	\$5	3	J.D. Martinez	FA	\$18	39	Justin Verlander	HOU	\$14
114	Oscar Colas	CHW	\$5	4	Eloy Jimenez	CHW	\$17	40	Jesus Luzardo	MIA	\$14
115	Dylan Crews	WSN	\$5	5	Byron Buxton	MIN	\$12	41	Bailey Ober	MIN	\$12
116	Pete Crow-Armstrong	CHC	\$5	6	Jesse Winker	FA	\$7	42	Yu Darvish	SDP	\$11
117	Ezequiel Duran	TEX	\$5	7	Harold Ramirez	TBR	\$6	43	Hunter Greene	CIN	\$11
118	Avisail Garcia	MIA	\$5	8	Andrew McCutchen	PIT	\$4	44	Nathan Eovaldi	TEX	\$11
119	Mickey Moniak	LAA	\$5	9	Daniel Vogelbach	FA	\$2	45	Carlos Rodon	NYY	\$11
120	Michael A. Taylor	FA	\$5	10	Brad Miller	FA	\$1	46	Michael King	SDP	\$11
121	Matt Vierling	DET	\$5	11	Franmil Reyes	fA	\$1	47	Braxton Garrett	MIA	\$10
122	Ji Hwan Bae	PIT	\$4					48	Shota Imanaga	CHC	\$10
123	Charlie Blackmon	COL	\$4					49	Kutter Crawford	BOS	\$10
124	J.J. Bleday	OAK	\$4					50	Marcus Stroman	NYY	\$9
125	Alexander Canario	CHC	\$4					51	Cole Ragans	KCR	\$9
126	Drew Gilbert	NYM	\$4					52	Kenta Maeda	DET	\$9
127	Nick Gordon	MIN	\$4					53	Cristian Javier	HOU	\$9
128	Mitch Haniger	SEA	\$4					54	Aaron Civale	TBR	\$9
129	Aaron Hicks	FA	\$4					55	Chris Sale	ATL	\$9
130	Kyle Isbel	KCR	\$4					56	Ryan Pepiot	TBR	\$9
131	Kevin Kiermaier	TOR	\$4					57	Nick Lodolo	CIN	\$9
132	D.J. Stewart	NYM	\$4					58	Mitch Keller	PIT	\$8
133	Alek Thomas	ARI	\$4					59	Brayan Bello	BOS	\$8
134	LaMonte Wade	SFG	\$4					60	Reid Detmers	LAA	\$8
135	Jasson Dominguez	NYY	\$3					61	Hunter Brown	HOU	\$8
136	Mauricio Dubon	HOU	\$3					62	Triston McKenzie	CLE	\$8
137	Joey Gallo	FA	\$3					63	Max Scherzer	TEX	\$8
138	Stone Garrett	WSN	\$3					64	Nestor Cortes	NYY	\$8
139	Robbie Grossman	FA	\$3					65	Frankie Montas	CIN	\$8
140	Enrique Hernandez	FA	\$3					66	Shane Baz	TBR	\$8
141	Isiah Kiner-Falefa	TOR	\$3					67	Nick Pivetta	BOS	\$7
142	Zach McKinstry	DET	\$3					68	Michael Wacha	KCR	\$7
143	Wil Myers	FA	\$3					69	Bryce Miller	SEA	\$7
144	Jurickson Profar	FA	\$3					70	Mike Clevinger	FA	\$7
145	Blake Sabol	SFG	\$3					71	Paul Skenes	PIT	\$7
146	Nick Senzel	WSN	\$3					72	Brandon Pfaadt	ARI	\$6
147	Myles Straw	CLE	\$3					73	Gavin Williams	CLE	\$6
148	Raimel Tapia	FA	\$3					74	Edward Cabrera	MIA	\$6

PITCHING RANKINGS 2024

These are the rankings based on the Big Prices in the Guide, which was finalized on January 22, 2024.

Pitcher roles are usually clear cut, but there are always ambiguous pitchers. This year the Marlins say that AJ Puk is going to start. I don't believe them and have him listed as a reliever. In San Francisco, the Giants say Jordan Hicks will be a starter. That has a better chance of happening but I'm still skeptical. He's listed as a reliever, top.

Meanwhile, there isn't a spot for Tanner Houck in the Red Sox rotation, but I suspect he'll end up starting more than reliever. He's listed as a starter. *Caveat emptor.*

RANK	STARTER	TEAM	BID	RANK	RELIEVER	TEAM	BID	RANK	RELIEVER	TEAM	BID
75	Kyle Harrison	SFG	\$6	1	Devin Williams	MIL	\$23	75	John McMillon	KCR	\$2
76	Jacob deGrom	TEX	\$6	3	Edwin Diaz	NYM	\$22	76	Reynaldo Lopez	ATL	\$2
77	Tyler Wells	BAL	\$6	4	Emmanuel Clase	CLE	\$21	77	Woo Suk Go	SDP	\$2
78	Miles Mikolas	STL	\$5	5	David Bednar	PIT	\$21	78	Caleb Ferguson	LAD	\$2
79	Lance Lynn	STL	\$5	6	Camilo Doval	SFG	\$20	79	Enyel De Los Santos	SDP	\$2
80	Patrick Sandoval	LAA	\$5	2	Josh Hader	HOU	\$18	80	Jose Soriano	LAA	\$2
81	MacKenzie Gore	WSN	\$5	7	Jhoan Duran	MIN	\$18	81	Andrew Kittredge	STL	\$2
82	Louie Varland	MIN	\$5	8	Evan Phillips	LAD	\$18	82	Pierce Johnson	ATL	\$2
83	Logan Allen	CLE	\$5	9	Jordan Romano	TOR	\$17	83	Seranth. Dominguez	PHI	\$2
84	Bryan Woo	SEA	\$5	10	Alexis Diaz	CIN	\$17	84	Dauri Moreta	PIT	\$2
85	Hyun jin Ryu	FA	\$5	11	Paul Sewald	ARI	\$16	85	Drew Thorpe	SDP	\$1
86	John Means	BAL	\$5	12	Raisel Iglesias	ATL	\$16	86	Lucas Erceg	OAK	\$1
87	Taj Bradley	TBR	\$5	13	Andres Munoz	SEA	\$16	87	Mark Leiter	CHC	\$1
88	Taijuan Walker	PHI	\$4	14	Tanner Scott	MIA	\$15	88	Taylor Rogers	SFG	\$1
89	JP Sears	OAK	\$4	16	Ryan Helsley	STL	\$15	89	Brooks Raley	NYM	\$1
90	Jameson Taillon	CHC	\$4	17	Adbert Alzolay	CHC	\$14	90	A.J. Puk	MIA	\$1
91	Reese Olson	DET	\$4	18	Peter Fairbanks	TBR	\$14	91	Ben Joyce	LAA	\$1
92	Sean Manaea	NYM	\$4	19	Craig Kimbrel	BAL	\$13	92	Jason Foley	DET	\$1
93	Yusei Kikuchi	TOR	\$4	20	Clay Holmes	NYY	\$13	93	Miguel Castro	ARI	\$1
94	Michael Lorenzen	FA	\$4	21	Kenley Jansen	BOS	\$13	94	Aaron Bummer	ATL	\$1
95	Alek Manoah	TOR	\$4	22	Robert Suarez	SDP	\$12	95	Danny Coulombe	BAL	\$1
96	Jack Flaherty	DET	\$4	23	Alex Lange	DET	\$12	96	Nick Anderson	KCR	\$1
97	Nick Martinez	CIN	\$4	24	Jose Leclerc	TEX	\$11	97	Joe Ross	MIL	\$1
98	Erick Fedde	CHW	\$4	15	Ryan Pressly	HOU	\$10	98	Daniel Palencia	CHC	\$1
99	Domingo German	FA	\$4	25	Jose Alvarado	PHI	\$10				
100	Casey Mize	DET	\$4	26	Gregory Santos	CHW	\$9				
101	Lucas Giolito	BOS	\$3	27	Kyle Finnegan	WSN	\$9				
102	Brady Singer	KCR	\$3	28	Carlos Estevez	LAA	\$9				
103	Charlie Morton	ATL	\$3	29	Will Smith	KCR	\$7				
104	Josiah Gray	WSN	\$3	30	Jordan Hicks	SFG	\$7				
105	Clarke Schmidt	NYY	\$3	31	Mason Miller	OAK	\$6				
106	Seth Lugo	KCR	\$3	32	James McArthur	KCR	\$6				
107	Bryce Elder	ATL	\$3	33	Yuki Matsui	SDP	\$6				
108	Andrew Abbott	CIN	\$3	34	Matt Strahm	PHI	\$5				
109	Ranger Suarez	PHI	\$3	35	Brusdar Graterol	LAD	\$5				
110	Kyle Hendricks	CHC	\$3	36	Yennier Cano	BAL	\$5				
111	Emmet Sheehan	LAD	\$3	37	Hunter Harvey	WSN	\$5				
112	Andrew Heaney	TEX	\$3	38	Aroldis Chapman	FA	\$5				
113	Keaton Winn	SFG	\$3	39	Gregory Soto	PHI	\$4				
114	Jordan Wicks	CHC	\$3	40	Kevin Ginkel	ARI	\$4				
115	Chase Silseth	LAA	\$3	41	Bryan Abreu	HOU	\$4				
116	Tanner Houck	BOS	\$3	42	Justin Lawrence	COL	\$4				
117	Max Meyer	MIA	\$3	43	Matt Brash	SEA	\$4				
118	Dean Kremer	BAL	\$2	44	Jason Adam	TBR	\$4				
119	Jon Gray	TEX	\$2	45	Drew Rasmussen	TBR	\$4				
120	Griffin Canning	LAA	\$2	46	Wilmer Flores	DET	\$4				
121	Javier Assad	CHC	\$2	47	Hector Neris	FA	\$3				
122	Cristopher Sanchez	PHI	\$2	48	Andrew Nardi	MIA	\$3				
123	Michael Kopech	CHW	\$2	49	Jeff Hoffman	PHI	\$3				
124	Marco Gonzales	PIT	\$2	50	A.J. Minter	ATL	\$3				
125	J.P. France	HOU	\$2	51	Erik Swanson	TOR	\$3				
126	Wade Miley	MIL	\$2	52	David Robertson	FA	\$3				
127	Steven Matz	STL	\$2	53	Chris Martin	BOS	\$3				
128	Alex Cobb	SFG	\$2	54	DL Hall	BAL	\$3				
129	Sawyer Gipson-Long	DET	\$2	55	Giovanny Gallegos	STL	\$3				
130	Trevor Rogers	MIA	\$2	56	Kirby Yates	TEX	\$3				
131	Jhony Brito	SDP	\$2	57	Abner Uribe	MIL	\$3				
132	Tyler Anderson	LAA	\$1	58	Brock Stewart	MIN	\$3				
133	Jose Quintana	NYM	\$1	59	Colin Poche	TBR	\$3				
134	Martin Perez	PIT	\$1	60	Justin Topa	SEA	\$3				
135	Dane Dunning	TEX	\$1	61	Lucas Sims	CIN	\$3				
136	Anthony DeSclafani	SEA	\$1	62	JoJo Romero	STL	\$3				
137	Ken Waldichuk	OAK	\$1	63	Dany Jimenez	OAK	\$3				
138	Michael Soroka	CHW	\$1	64	Garrett Whitlock	BOS	\$2				
139	Adrian Houser	NYM	\$1	65	Ricky Tiedemann	TOR	\$2				
140	Alex Wood	FA	\$1	66	Tyler Rogers	SFG	\$2				
141	Ross Stripling	SFG	\$1	67	Joel Payamps	MIL	\$2				
142	Quinn Priester	PIT	\$1	68	Adam Ottavino	FA	\$2				
143	Luis Severino	NYM	\$1	69	Griffin Jax	MIN	\$2				
144	James Paxton	FA	\$1	70	Scott Barlow	CLE	\$2				
145	Matt Manning	DET	\$1	71	Robert Stephenson	LAA	\$2				
146	Eric Lauer	FA	\$1	72	John Schreiber	BOS	\$2				
147	Robbie Ray	SFG	\$1	73	Matt Moore	FA	\$2				
148	Dustin May	LAD	\$1	74	Julian Merryweather	CHC	\$2				

Player	Team	C	1B	2B	SS	3B	OF	DH
Brian Anderson	FA	0	0	0	0	70	39	4
Elvis Andrus	FA	0	0	63	52	3	0	1
Ji Hwan Bae	PIT	0	0	64	3	0	62	0
Cody Bellinger	FA	0	59	0	0	0	84	3
Jon Berti	MIA	0	0	15	64	41	19	1
Mookie Betts	LAD	0	0	70	16	0	107	0
Cavan Biggio	TOR	0	20	49	1	13	27	8
Alec Bohm	PHI	0	80	0	0	90	0	3
Seth Brown	OAK	0	17	0	0	0	77	19
Alec Burleson	STL	0	17	0	0	0	54	24
Jose Caballero	TBR	0	0	64	21	9	1	7
Oswaldo Cabrera	NYY	0	1	6	5	15	92	3
Jeimer Candelario	CIN	0	21	0	0	116	0	8
Mark Canha	DET	0	18	0	0	4	88	33
Willi Castro	MIN	0	0	10	8	41	83	3
Jake Cronenworth	SDP	0	106	35	0	0	0	0
J.D. Davis	SFG	0	15	0	0	116	0	14
Elly De La Cruz	CIN	0	0	0	69	32	0	1
Jordan Diaz	OAK	0	7	28	0	38	0	16
Brendan Donovan	STL	0	14	34	1	6	26	18
Brandon Drury	LAA	0	47	92	0	0	0	9
Mauricio Dubon	HOU	0	2	79	9	1	38	0
Ezequiel Duran	TEX	0	2	9	37	22	35	22
Tommy Edman	STL	0	0	51	48	0	49	0
Santiago Espinal	TOR	0	0	47	16	26	0	1
Thairo Estrada	SFG	0	0	102	24	0	3	2
Kyle Farmer	MIN	0	4	45	40	43	3	1
Wilmer Flores	SFG	0	61	6	0	22	0	41
Joey Gallo	FA	0	51	0	0	0	64	1
Nolan Gorman	STL	0	0	75	0	18	0	27
Eric Haase	MIL	60	0	0	0	0	24	7
Garrett Hampson	KCR	0	0	13	30	5	53	4
Gunnar Henderson	BAL	0	0	0	83	84	0	11
Enrique Hernandez	FA	0	10	36	74	12	36	0
Nico Hoerner	CHC	0	0	135	20	0	0	1
Andy Ibanez	DET	0	4	77	0	16	21	4
Connor Joe	PIT	0	53	0	0	0	81	3
Ha-seong Kim	SDP	0	0	106	20	32	0	1
Isiah Kiner-Falefa	TOR	0	0	1	1	31	78	0
Alex Kirilloff	MIN	0	75	0	0	0	21	3
DJ LeMahieu	NYY	0	56	9	0	69	0	4
Nicky Lopez	CHW	0	4	49	11	29	2	1
Zach McKinstry	DET	0	0	48	23	52	56	2
Matt McLain	CIN	0	0	37	53	0	0	4
Ryan McMahon	COL	0	0	22	0	130	0	3
Jeff McNeil	NYM	0	1	107	1	0	68	0
Whit Merrifield	FA	0	0	84	0	0	84	0
Owen Miller	MIL	0	35	42	0	23	8	4
Andruw Monasterio	MIL	0	0	32	5	56	0	5
Dylan Moore	SEA	0	4	23	9	1	29	6
Christopher Morel	CHC	0	0	19	2	5	25	61
Kevin Newman	FA	0	9	16	19	24	0	7
Ryan O'Hearn	BAL	0	70	0	0	0	29	14
Isaac Paredes	TBR	0	25	14	1	116	0	3
Liover Peguero	PIT	0	0	33	39	0	0	0
Geraldo Perdomo	ARI	0	0	28	116	16	0	0
Salvador Perez	KCR	91	23	0	0	0	0	29
Jorge Polanco	MIN	0	0	58	0	15	0	13
Luke Raley	SEA	0	35	0	0	0	65	18
Luis Rengifo	LAA	0	0	66	37	23	21	0
Josh Rojas	SEA	0	0	49	0	48	2	5
Amed Rosario	FA	0	0	36	104	0	0	8
Blake Sabol	SFG	55	0	0	0	0	43	10
Nick Senzel	WSN	0	0	6	0	57	54	4
Gavin Sheets	CHW	0	22	0	0	0	73	11
Donovan Solano	FA	0	85	28	0	19	0	13
Edmundo Sosa	PHI	0	0	4	18	82	1	0
Spencer Steer	CIN	0	73	16	0	47	47	6
Chris Taylor	LAD	0	0	3	31	28	60	7
Brice Turang	MIL	0	0	119	22	0	0	1
Luis Urias	SEA	0	0	39	0	19	0	0
Ramon Urias	BAL	0	13	22	0	92	0	3
Gio Urshela	LAA	0	22	1	9	37	0	0
Matt Vierling	DET	0	0	1	0	35	114	0
LaMonte Wade	SFG	0	116	0	0	0	22	3
Taylor Walls	TBR	0	0	37	32	39	0	0
Jordan Westburg	BAL	0	0	50	0	29	0	1

MULTI-POSITION ELIGIBILITY

These are the major league hitters with bid prices in the Guide who had 15 games played or more at two or more positions.

The numbers in each column are the number of games they played at that position.

DH does not count as a position, but is listed here for informational purposes.

I was unable to get detailed Minor League Games Played by Position data, so there is no minor league chart. Baseball-reference.com is the best source of minor league games played on the individual player cards. Figuring out how your league gives position eligibility with little or no playing time can give you a big leg up on auction/draft day.